



**LESBIAN, GAY, BISEXUAL,  
TRANSGENDER AND  
QUEER GRANTMAKING**  
by **U.S. FOUNDATIONS**

CALENDAR YEAR

'07

## CONTENTS

- 1 Introduction
- 2 Key Findings
- 3 Detailed Findings
- 17 Appendix A:  
Methodology
- 19 Appendix B:  
2007 List of LGBTQ  
Grantmakers in the U.S.


## MISSION

Funders for Lesbian and Gay Issues seeks equality and rights for lesbian, gay, bisexual, transgender and queer individuals and communities by mobilizing philanthropic resources that advance racial, economic and gender justice.

## ACKNOWLEDGEMENTS

Research: Nancy Cunningham

Design: RD Design

Printing: Enterprise Press  373

Funders for Lesbian and Gay Issues would like to thank the funders who made this research and publication possible.

We also extend our thanks to the grantmakers that responded to our requests for data, entrusting us with their information and allowing a closer look into the realities of our sector.

## FUNDERS FOR LESBIAN AND GAY ISSUES STAFF

Robert Espinoza, Director of Research and Communications

Lauren Etheridge, Operations Coordinator

Ellen Gurzinsky, Program Director

Karen Zelermyer, Executive Director

116 East 16th Street  
6th Floor  
New York, NY 10003  
Tel 212-475-2930  
Fax 212-475-2532  
[www.lgbtfunders.org](http://www.lgbtfunders.org)

## INTRODUCTION

This report marks the sixth year that Funders for Lesbian and Gay Issues has mapped the amount and character of grantmaking by U.S. foundations to lesbian, gay, bisexual, transgender and queer (LGBTQ) communities.

In the six years that we've studied this sector, the amount of funding has increased significantly, including an ever-growing array of philanthropic supporters—even though LGBTQ grantmaking represents a mere 0.2 percent of all foundation giving in the U.S. And as the current political and economic moment affirms, the need for improving the lives of LGBTQ communities remains as strong as ever.

*As Lesbian, Gay, Bisexual, Transgender and Queer Grantmaking by U.S. Foundations (Calendar Year 2007)* reveals, support for LGBTQ communities continues to rise.

Total giving to LGBTQ communities increased from \$66 million in 2006 to \$77 million in 2007. Responsible for these dollars were 293 U.S. grantmakers that provided more than 3,000 grants to hundreds of LGBTQ organizations and projects around the country.

This report shows that most foundation support for LGBTQ communities tends to come from private foundations (a large percentage of which comes from a small group of foundations). Further, children and youth, advocacy and civil rights continue to rank as the LGBTQ populations, strategies and issues supported most by U.S. grantmakers in 2007.

Yet is this funding appropriately shared and equitably distributed? Ten LGBTQ organizations received one out of every four LGBTQ dollars in 2007 and, similar to last year, LGBTQ communities of color received only 9 percent of total giving to LGBTQ communities.

It's in this context that we hope this report serves to inform your work and to inspire continued and increased grantmaking to LGBTQ communities.

Sincerely,



Karen Zelermeyer,  
Executive Director

## KEY FINDINGS:

### LGBTQ GRANTMAKING BY U.S. FOUNDATIONS (2007)

**1** IN 2007, 293 U.S.-based grantmakers awarded 3,206 grants supporting LGBTQ organizations and projects totaling \$77.2 million dollars — **AN 18 PERCENT INCREASE** from 2006.<sup>1</sup> **2** **INDEPENDENT FOUNDATIONS** provided the most LGBTQ dollars in 2007 (58 percent of LGBTQ dollars) while public foundations provided the most grants (42 percent of LGBTQ grants). **3** The combined funding from the top 10 LGBTQ grantmakers, by total dollars, represented **47 PERCENT OF TOTAL LGBTQ DOLLARS** in 2007 — **A DECREASE OF 5 PERCENTAGE** points from 2006. The top 10 LGBTQ grantmakers, by total grants, accounted for 42 percent of all LGBTQ grants. **4** **THIRTEEN PERCENT** of LGBTQ grants in 2007 came from 15 of the top 50 U.S. foundations, by asset size.<sup>2</sup> **5** **TEN NONPROFIT** organizations received **28 PERCENT** of all LGBTQ dollars granted in 2007. **6** As with previous years, in 2007 **NATIONAL ORGANIZATIONS** received the majority of LGBTQ dollars and **LOCAL ORGANIZATIONS** received the majority of LGBTQ grants. **7** **PROGRAM SUPPORT** received the most LGBTQ dollars (55 percent) and grants (49 percent) in 2007 — more than general operating support and other forms of support. **8** Among LGBTQ sub-populations, **CHILDREN AND YOUTH** again received the highest level of support from grantmakers in 2007. **9** Among the various strategies utilized by LGBTQ organizations and projects, **ADVOCACY** received the most support from grantmakers in 2007. **10** Grantmaking support for **CIVIL RIGHTS** far surpassed philanthropic support for the other issues being addressed by LGBTQ organizations and projects. Further, **SUPPORT FOR LGBTQ EDUCATION/SAFE SCHOOLS** nearly doubled between 2006 and 2007.

<sup>1</sup> “LGBTQ grantmakers” includes grantmakers that are focused exclusively on LGBTQ issues as well as grantmakers that incorporate LGBTQ giving into their broader portfolios. Also, a handful of these LGBTQ grantmakers — notably public foundations and nonprofit organizations — have regrantmaking functions that play a significant role in distributing funds to groups in the field. See Appendix B for a listing of LGBTQ grantmakers in 2007.

<sup>2</sup> At the time of this report, seven of the 50 largest U.S. foundations had neither published a 2007 annual report nor submitted their 990 tax forms; thus, we were unable to review their grants lists.

## DETAILED FINDINGS:

### LGBTQ GRANTMAKING BY U.S. FOUNDATIONS (2007)

**1** IN 2007, 293 U.S.-BASED GRANTMAKERS AWARDED 3,206 GRANTS SUPPORTING LGBTQ ORGANIZATIONS AND PROJECTS TOTALING \$77.2 MILLION DOLLARS—AN 18 PERCENT INCREASE FROM 2006.<sup>3</sup>

- This study identified 293 grantmakers in 2007 that awarded grants to LGBTQ organizations and projects, including 145 independent foundations, 48 community foundations, 63 public foundations, 31 corporate foundations/giving programs and six nonprofit organizations and “other” funders.<sup>4</sup>

- In 2007, 293 grantmakers awarded 3,206 grants, totaling \$77,282,235, to LGBTQ issues—27 more grantmakers than in 2006. Total grants awarded increased by 164 (5 percent) and total giving increased by \$11,625,270 (18 percent).

- The average LGBTQ grant in 2007 was \$24,106; the median grant was \$5,000.

- In 2007, 189 grants were awarded that were equal to or exceeding \$100,000. Of these 189 grants, 11 grants were \$500,000 or more and five grants were \$1 million or more. In 2007, 17 percent more grants equal to or exceeding \$100,000 were awarded than in 2006.

- In 2007, an additional \$3,633,849 was awarded by private foundations to public foundations for regranting purposes. To avoid “double counting,” this figure is not included in the total figures above.

- Fifty-five of the 293 funders reporting LGBTQ grants in 2007 did not appear in the 2006 listing; of these grantmakers, 37 have never been identified through our research as supporting LGBTQ issues. In contrast, 30 LGBTQ funders in 2006 were not included in the 2007 report.<sup>5</sup>

- According to the Foundation Center, U.S. foundations awarded more than \$43 billion in grants in 2007. The \$77.2 million awarded to LGBTQ issues represents 0.18 percent of all grant dollars awarded in 2007.

---

<sup>3</sup> The grantmaking activity of 425 funders was reviewed for this report; 111 foundations made no LGBTQ-specific grants in 2007. In addition, we studied 21 funders that had not yet published their annual reports or filed their most recent 990 tax forms. Thus, we were unable to find their grants list for 2007.

<sup>4</sup> “Other” includes anonymous and unspecified gifts/donors.

<sup>5</sup> These 30 foundations include 25 foundations that awarded LGBTQ grants in 2006 but made no such grants in 2007, two foundations that closed and five foundations that had not published the data necessary to measure their grantmaking in time for the 2007 report.

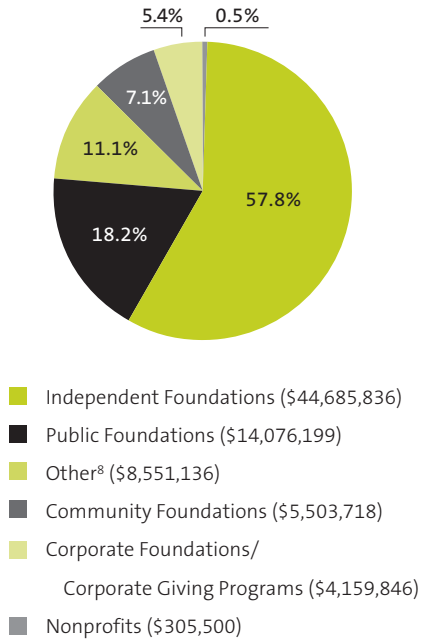
**2 INDEPENDENT FOUNDATIONS PROVIDED THE MOST LGBTQ DOLLARS IN 2007 (58 PERCENT OF LGBTQ DOLLARS) WHILE PUBLIC FOUNDATIONS PROVIDED THE MOST GRANTS (42 PERCENT OF LGBTQ GRANTS).**

- The average grant amount from independent foundations in 2007 was \$43,767—roughly \$4,000 more than the average amount in 2006. The median LGBTQ grant from independent foundations in 2007 was \$15,000.
- Public foundations awarded 18 percent of all LGBTQ grant dollars (1 percent higher than 2006) and 42 percent of LGBTQ grants, a decrease of 3 percentage points since 2006. The average grant from public foundations was \$10,350 and the median grant was \$3,000.
- Of the \$14,076,199 granted by public foundations to LGBTQ issues in 2007, 51% were awarded by LGBTQ foundations, 38% by progressive foundations, 8% by women’s foundations and 3% by religious public foundations.
- Forty-eight community foundations awarded 17 percent of total grants and 7 percent of total dollars. The average grant from community foundations was \$9,935 and the median grant was \$3,000. Thirty-three of the 48 community foundations reporting grants were National Lesbian and Gay Community Funding Partnership sites.<sup>6</sup>
- Donor-advised funds accounted for 41 percent of the combined funding reported by community and public foundations—12 percentage points higher than in 2006. Donor-advised funds represented 29 percent of all grants awarded in 2007 and 10 percent of the overall dollars—2 percentage points higher than in 2006.
- Thirty-one corporate foundations/giving programs awarded \$4,159,846 in 209 grants to LGBTQ issues in 2007, which represents 5 percent of total dollars and 7 percent of total grants. The average grant from corporate foundations/corporate giving programs was \$19,904 and the median grant was \$5,000.
- Independent foundations founded by gay men awarded 605 grants totaling \$24,313,256 (59 percent of the total grants by independent foundations and 54 percent of total dollars awarded by independent foundations).<sup>7</sup>

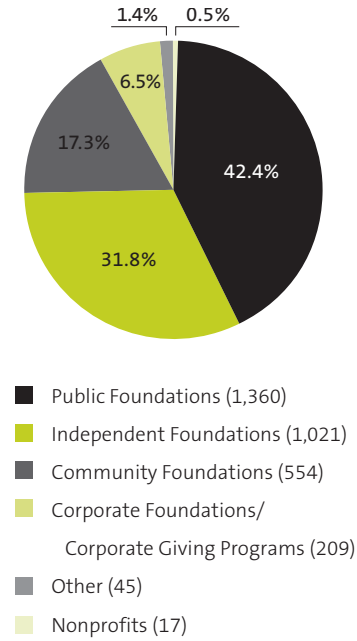
<sup>6</sup> The National Lesbian and Gay Community Funding Partnership was a project of Funders for Lesbian and Gay Issues that supported the development of LGBTQ funds within community foundations across the country.

<sup>7</sup> These figures are based on information available from self-identified LGBTQ donors and do not necessarily reflect the full scope of funding by LGBTQ people through their foundations.

DISTRIBUTION BY FOUNDATION TYPE,  
LGBTQ DOLLARS, 2007



DISTRIBUTION BY FOUNDATION TYPE,  
LGBTQ GRANTS, 2007



**3 THE COMBINED FUNDING FROM THE TOP 10 LGBTQ GRANTMAKERS, BY TOTAL DOLLARS, REPRESENTED 47 PERCENT OF TOTAL LGBTQ DOLLARS IN 2007—A DECREASE OF 5 PERCENTAGE POINTS FROM 2006. THE TOP 10 LGBTQ GRANTMAKERS, BY TOTAL GRANTS, ACCOUNTED FOR 42 PERCENT OF ALL LGBTQ GRANTS—A DECREASE OF 4 PERCENTAGE POINTS FROM 2006.**

**TOP 10 LGBTQ GRANTMAKERS, BY TOTAL DOLLARS**

- The top 10 LGBTQ grantmakers, by total dollars, collectively awarded 947 grants (30 percent of total grants) totaling \$36,590,644 (47 percent of total dollars). In contrast, these 10 foundations awarded 33 percent of total grants and 52 percent of total dollars in 2006.
- The average grant from the top 10 funders, by total dollars, was \$38,679 and the median grant was \$7,125.

<sup>8</sup> "Other" includes anonymous and unspecified gifts/donors.

- The remaining pool of 283 funders awarded 2,259 grants totaling \$40,691,591. The average grant from these funders was \$18,005 and the median grant was \$5,000.
- Among all 293 LGBTQ grantmakers in 2007, 162 funders (55 percent) gave fewer than \$50,000 in their total giving and 122 foundations (42 percent) gave fewer than \$25,000 in their total giving.
- The top four foundations, by total dollars, awarded \$25,311,279 (33 percent of total LGBTQ dollars) through 325 grants (10 percent of total LGBTQ grants)—four percentage points smaller than the percentage of grant dollars awarded by the top four foundations in 2006.
- Seven of the top 10 LGBTQ grantmakers, by total dollars, in 2007 are independent foundations and three are public foundations—identical to 2006.
- The Arcus Foundation was the largest LGBTQ funder, by total dollars, in 2007 awarding \$11,769,953 in grant dollars through 120 grants. Its total giving represented 15 percent of total LGBTQ dollars awarded in 2007—roughly \$3.3 million more than what it provided, as the top grantmaker, by total dollars, in 2006.
- Three of the top 10 LGBTQ grantmakers, by total dollars, are independent foundations started by white, gay men: Gill Foundation, Arcus Foundation and the H. van Ameringen Foundation.

#### **TOP 10 LGBTQ GRANTMAKERS, BY TOTAL GRANTS**

- The top 10 LGBTQ grantmakers foundations, by total grants, awarded 1,331 grants totaling \$29,125,434, representing 42 percent of total grants and 38 percent of total dollars in 2007. In contrast, these top 10 foundations awarded 46 percent of total LGBTQ grants and 38 percent of total LGBTQ dollars in 2006.
- The average grant from these funders was \$21,899 and the median grant was \$4,875.
- Six of the top 10 LGBTQ grantmakers by total grants were also in the list of top 10 LGBTQ grantmakers by total dollars.
- Five of the top 10 LGBTQ grantmakers by total grants are LGBTQ-focused public foundations, four are independent foundations and one is a corporate funder.

## TOP 10 LGBTQ GRANTMAKERS, BY TOTAL DOLLARS, 2007

	CITY, STATE	TOTAL DOLLARS
Arcus Foundation	New York, NY	\$11,769,953
Gill Foundation	Denver, CO	6,520,275
Evelyn and Walter Haas, Jr. Fund	San Francisco, CA	5,347,575
Ford Foundation	New York, NY	4,500,053
H. van Ameringen Foundation	New York, NY	2,674,000
Tides Foundation	San Francisco, CA	1,920,942
Astraea Lesbian Foundation for Justice	New York, NY	1,848,779
Kresge Foundation	Troy, MI	1,750,000
Horizons Foundation	San Francisco, CA	1,640,125
The California Endowment	Los Angeles, CA	1,500,383

## TOP 10 LGBTQ GRANTMAKERS, BY TOTAL GRANTS, 2007

	CITY, STATE	TOTAL GRANTS
Horizons Foundation	San Francisco, CA	231
Astraea Lesbian Foundation for Justice	New York, NY	217
Pride Foundation	Seattle, WA	157
Gill Foundation	Denver, CO	151
Arcus Foundation	New York, NY	120
Equity Foundation	Portland, OR	116
Wells Fargo Foundation	San Francisco, CA	108
Tides Foundation	San Francisco, CA	96
David Bohnett Foundation	Los Angeles, CA	79
H. van Ameringen Foundation	New York, NY	59

#### 4 THIRTEEN PERCENT OF LGBTQ GRANTS IN 2007 CAME FROM 15 OF THE TOP

##### 50 U.S. FOUNDATIONS, BY ASSET SIZE.<sup>9</sup>

- Of the 43 U.S. foundations that reported 2007 grants in time for this report (from the 50 largest U.S. foundations pool), 15 awarded LGBTQ grants. The combined LGBTQ giving of these foundations was \$9,964,567, representing 13 percent of LGBTQ giving in 2007 (comparable to 2006).
- The total LGBTQ giving of the two largest foundations, by asset size, listed in our database (Ford Foundation and The California Endowment) was \$5,131,587, which was 7 percent of LGBTQ total giving in 2007. This combined giving of the two largest LGBTQ funders (by asset size) in 2007 was \$450,082 less than their combined giving in 2006.
- Six of these 15 foundations awarded one LGBTQ grant each in 2007.

#### 5 TEN NONPROFIT ORGANIZATIONS RECEIVED 28 PERCENT OF ALL LGBTQ

##### DOLLARS GRANTED IN 2007.

- The top 10 nonprofit organizations, by total dollars received, collectively received \$21,380,021 in LGBTQ grants in 2007, representing 28 percent of total LGBTQ dollars. In contrast, the top 10 organizations in 2006 received 26 percent of total LGBTQ dollars, totaling more than \$17 million.
- Seven of these 10 organizations in 2007 were in the top 10 list in 2006.
- Seven of these organizations are national or international in scope, two focus their efforts locally and one works at the state level.
- All 10 of these organizations received more than \$1 million dollars in 2007, in comparison to six of the top 10 organizations in 2006.

<sup>9</sup> At the time of this report, seven of the 50 largest U.S. foundations had neither published their 2007 annual reports nor submitted their 990 tax forms; thus, we were unable to review their grants lists.

**TOP 10 LGBTQ GRANTEES, BY GIFTS RECEIVED, 2007**

Astraea Lesbian Foundation for Justice	\$2,989,750
Lambda Legal Defense and Education Fund	2,834,166
National Gay and Lesbian Task Force	2,795,456
American Civil Liberties Union Lesbian and Gay Rights Project	2,670,000
Gay, Lesbian and Straight Education Network	2,633,374
Fenway Community Health Center	1,818,380
Gay & Lesbian Alliance Against Defamation	1,785,545
Equality California Institute	1,500,250
Tides Foundation	1,210,000
Center on Halsted	1,143,100

**6 AS WITH PREVIOUS YEARS, IN 2007 NATIONAL ORGANIZATIONS RECEIVED THE MAJORITY OF LGBTQ DOLLARS AND LOCAL ORGANIZATIONS RECEIVED THE MAJORITY OF LGBTQ GRANTS.**

**GEOGRAPHIC FOCUS**

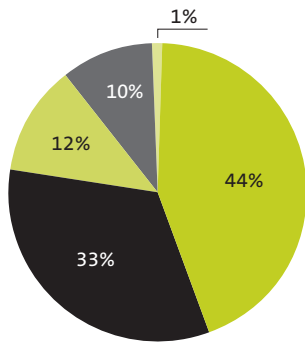
- National organizations received 44 percent of LGBTQ dollars awarded in 2007 (two percentage points lower than in 2006) while local organizations garnered nearly a third (33 percent) (up one percentage point from 2006). Funding to statewide organizations decreased two percentage points from the previous year.
- International organizations received 10 percent of LGBTQ dollars in 2007, in comparison to 7 percent of dollars in 2006.
- Forty-eight percent of international funding went to U.S.-based organizations—13 percentage points higher than in 2006.

- More than half of the grants (53%) awarded went to local organizations, 26% went to national organizations, 12% to statewide groups, 7% to organizations doing international work and 1% to organizations working across several states. These percentages are all comparable to previous years.

**LGBTQ GRANT SIZE, BY GEOGRAPHIC FOCUS, 2007**

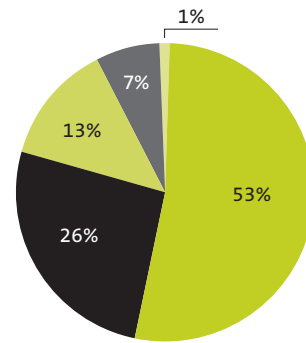
	AVERAGE	MEDIAN
Local Organizations	\$15,375	\$4,000
Statewide Organizations	22,303	5,000
Multi-State Organizations	16,097	9,000
National Organizations	40,003	7,500
International Organizations	33,726	6,000

**DISTRIBUTION BY GEOGRAPHIC FOCUS, TOTAL LGBTQ DOLLARS, 2007**



- National Organizations (\$33,637,583)
- Local Organizations (\$25,906,067)
- Statewide Organizations (\$9,121,770)
- International Organizations (\$8,133,904)
- Multi-State Organizations (\$482,910)

**DISTRIBUTION BY GEOGRAPHIC FOCUS, TOTAL LGBTQ GRANTS, 2007**



- Local Organizations (1,684)
- National Organizations (840)
- Statewide Organizations (409)
- International Organizations (242)
- Multi-State Organizations (30)

## STATE AND REGIONAL DISTRIBUTION

- Eighty-five percent of LGBTQ dollars and 84 percent of LGBTQ grants awarded to national organizations went to three states/areas: New York, California and Washington, DC. These figures are comparable to 2006.
- Local organizations in three states—California, New York and Massachusetts—received 61 percent of local LGBTQ dollars and 46 percent of local LGBTQ grants. These three states received 20 percent of all the grant dollars awarded in 2007, comparable to 2006.
- Based on the data collected, 45 of the 50 states (as well as Washington, DC), received LGBTQ grants in 2007.

### DISTRIBUTION BY REGION, LGBTQ GRANTS AND DOLLARS, 2007

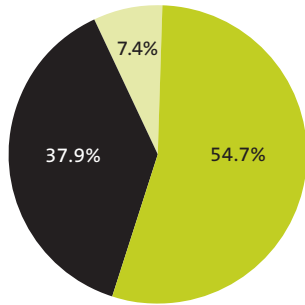
	TOTAL GRANTS	TOTAL DOLLARS
West	1,138	\$20,073,104
Northeast	948	32,371,090
South	494	12,045,181
Midwest	435	7,736,726
International	184	4,015,010
Not Categorized	7	1,041,124

## **7** PROGRAM SUPPORT RECEIVED THE MOST LGBTQ DOLLARS (55 PERCENT) AND GRANTS (49 PERCENT) IN 2007—MORE THAN GENERAL OPERATING SUPPORT AND OTHER FORMS OF SUPPORT.

- Fifty-five percent of LGBTQ dollars in 2007 went to program support (3 percentage points higher than 2006) and 30 percent went to general operating support (13 percentage points lower than 2006).
- Forty-six percent of LGBTQ grants in 2007 went to general operating support (6 percentage points higher than 2006), 49 percent were awarded to programs (6 percentage points higher than 2006) and 5 percent to other types of grants (identical percentage to 2006).

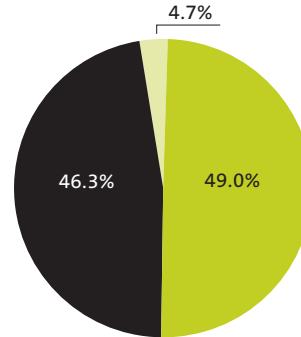
- Other types of support awarded in 2005 include: awards (\$111,500); capital campaign (\$2,537,000); emergencies (\$9,931); endowment (\$69,061); regranting (\$824,919); scholarships/fellowships (\$2,175,911); and SEED money/start-up (\$14,000).

DISTRIBUTION BY TYPE OF SUPPORT,  
LGBTQ DOLLARS, 2007



- Program/Project Support (\$42,278,499)
- General Operating Support (\$29,251,413)
- Other (\$5,752,323)

DISTRIBUTION BY TYPE OF SUPPORT,  
LGBTQ GRANTS, 2007



- Program/Project Support (1,572)
- General Operating Support (1,484)
- Other (150)

**8 AMONG LGBTQ SUB-POPULATIONS, CHILDREN AND YOUTH AGAIN RECEIVED THE HIGHEST LEVEL OF SUPPORT FROM GRANTMAKERS IN 2007.**

- As with the previous five years, children and youth received the most funding of any LGBTQ population sub-group, garnering 18 percent of LGBTQ dollars.
- Nine percent of grant dollars awarded in 2007 went to LGBTQ people of color organizations and projects, a percentage identical to 2006. Total giving to LGBTQ people of color efforts increased from \$5.7 million in 2006 to \$6.7 million in 2007.
- Among LGBTQ people of color sub-groups, efforts addressing people of African descent continued to receive the largest percentage of funding at 3 percent (identical to 2006).
- Fifty-eight percent of all grant dollars awarded went to grants addressing the general LGBTQ population (rather than specific LGBTQ sub-groups such as lesbians, people of color, etc).

- Funding to efforts explicitly addressing lesbians decreased from 5 to 4 percent between 2006 and 2007, while funding addressing transgender and gender nonconforming people increased from 2 to 3 percent.

#### DISTRIBUTION BY PRIMARY POPULATION FOCUS, LGBTQ GRANTMAKING, 2007<sup>10</sup>

	TOTAL DOLLARS	% TOTAL DOLLARS	# TOTAL GRANTS
All LGBTQ	\$45,042,881	58.0%	1,948
Lesbians	2,786,321	4.0	206
Transgender/Gender Nonconforming	2,189,214	3.0	112
Gay Men	2,057,791	2.0	139
Other Sexual Minorities	15,250	0.0	4.0
Bisexuals	4,250	0.0	3.0
LGBTQ, General	37,990,055	49.0	1,484
Children & Youth	13,686,311	18.0	613
All People of Color	6,690,941	9.0	247
People of African Descent	2,493,829	3.0	74
Asian/Pacific Islanders	864,750	1.0	24
Hispanic/Latina/Latino	441,552	1.0	37
Native American/Two Spirit	45,250	0.0	7
Other	11,645	0.0	2
People of Color, General	2,833,915	4.0	103
General Population	4,591,103	6.0	96
Other <sup>11</sup>	2,890,276	4.0	111
Aging/Elderly/Senior Citizens	1,909,963	2.0	94
Immigrants/Newcomers/Refugees	712,800	1.0	22
Poor/Economically Disadvantaged	547,994	1.0	19
Military/Veterans	464,469	0.5	29
Incarcerated/Formerly Incarcerated	443,500	0.5	12
Men, General	65,000	0.0	1
People with Disabilities	50,125	0.0	8
Women, General	42,850	0.0	3
Sex Workers	34,000	0.0	2

<sup>10</sup> The figures in this table do not match the figures on page 3 because this table does not include grants where the primary population was unspecified.

<sup>11</sup> "Other" includes clergy and religious groups, educators, health care providers, social workers and journalists.

## 9

## AMONG THE VARIOUS STRATEGIES UTILIZED BY LGBTQ ORGANIZATIONS

## AND PROJECTS, ADVOCACY RECEIVED THE MOST SUPPORT FROM GRANTMAKERS IN 2007.

- For the third consecutive year, LGBTQ grant dollars supporting advocacy efforts surpassed other strategies at 30 percent—seven percentage points higher than in 2006.
- Twenty-one percent of LGBTQ grants awarded in 2007 supported advocacy efforts.
- Twelve percent of LGBTQ dollars and 20 percent of grants were awarded to direct service organizations and projects, percentages identical to 2006.
- Multi-strategy LGBTQ work, which included combinations of advocacy, community organizing, direct service, litigation and education, received 9 percent of LGBTQ dollars in 2007, the same percentage as in 2006.

## DISTRIBUTION BY STRATEGY USED, LGBTQ GRANTMAKING, 2007

	TOTAL DOLLARS	% TOTAL DOLLARS	# TOTAL GRANTS
Advocacy	\$23,512,44	30.0%	683
Direct Service	9,294,429	12.0	651
Multi-Strategy	7,142,732	9.0	158
Organizational Capacity Building	5,931,375	7.6	99
Litigation	5,061,289	6.5	196
Leadership Development	4,136,539	5.0	186
Research	3,664,626	4.7	79
Public Education	3,664,475	4.7	92
Community Organizing	3,488,884	4.5	165
Culture	2,973,928	3.8	352
Training/Technical Assistance	2,291,588	3.0	83
Film/Video/Radio Production	1,854,197	2.0	76
Philanthropy	1,464,935	2.0	115
Conferences/Seminars	881,882	1.0	83
Fundraising Events	729,003	1.0	128
Publications	596,719	0.5	35
Electronic Media/Online Services	308,460	0.3	12
Matching Grant	157,625	0.2	5
Curriculum Development	87,100	0.0	7
Unspecified	40,000	0.0	1

## 10 GRANTMAKING SUPPORT FOR CIVIL RIGHTS FAR SURPASSED SUPPORT FOR

THE OTHER ISSUES BEING ADDRESSED BY LGBTQ ORGANIZATIONS AND PROJECTS.

FURTHER, PHILANTHROPIC SUPPORT FOR LGBTQ EDUCATION/SAFE SCHOOLS EFFORTS NEARLY DOUBLED BETWEEN 2006 AND 2007.

- Organizations working on LGBTQ civil rights received 21 percent of LGBTQ dollars in 2007—two percentage points lower than in 2006. “Civil rights” efforts include LGBTQ ballot initiatives, immigration and asylum, employment discrimination, and family issues such as adoption and parental rights, among others.
- Education/safe schools received \$7.2 million in 2007, the second highest level of support among issues supported and a near double increase from 2006.
- Twenty-two percent of LGBTQ grants awarded in 2006 went to community building efforts, which includes community centers, cultural events, community organizing projects, film festivals and social networking activities.
- Six percent of LGBTQ dollars awarded in 2006 went to HIV/AIDS efforts that explicitly address LGBTQ populations.<sup>12</sup>

### DISTRIBUTION BY ISSUE ADDRESSED, LGBTQ GRANTMAKING, 2007

	TOTAL DOLLARS	% TOTAL DOLLARS	# TOTAL GRANTS
Civil Rights	\$16,180,450	21.0%	532
Education/Safe Schools	7,281,259	9.0	258
Multi-Issue	6,123,484	8.0	229
Human Rights	6,079,455	8.0	158
Health	5,755,589	7.0	266
Community Building/Empowerment	5,213,373	7.0	565
Marriage/Civil Unions	5,106,873	7.0	96
HIV/AIDS	4,818,521	6.0	203
Religion	4,081,760	5.0	94
Visibility	3,696,766	5.0	140

(continued on next page)

<sup>12</sup> Because grant descriptions sometimes lack the sufficient detail to track in our research, it's difficult to disentangle HIV/AIDS grants that explicitly address LGBTQ populations from HIV/AIDS grants that reach broader populations. The figures in this report represent our best estimate.

**CONTINUED: DISTRIBUTION BY STRATEGY USED, LGBTQ GRANTMAKING, 2007**

	TOTAL DOLLARS	% TOTAL DOLLARS	# TOTAL GRANTS
Philanthropy	\$2,459,654	3.0%	177
Gender Identity	2,050,294	3.0	101
Strengthening Families	1,718,367	2.0	85
Anti-Violence	1,568,538	2.0	69
Housing	1,562,668	2.0	64
Homophobia	1,386,547	2.0	83
Military	829,469	1.0	34
Labor/Employment	663,125	1.0	20
Other <sup>13</sup>	569,793	1.0	2
Unspecified	136,250	0.2	30

**LEARN MORE ABOUT LGBTQ GRANTMAKING AT [WWW.LGBTFUNDERS.ORG](http://WWW.LGBTFUNDERS.ORG),**

**INCLUDING:**

- Research from previous years on LGBTQ grantmaking in the U.S.
- Facts on grantmakers and organizations that are working with LGBTI communities in the Global South and East
- Topic-related publications on LGBTQ issues
- Searchable, online directories of LGBTQ grantmakers and nonprofit organizations
- Resources to advance racial equity in grantmaking

<sup>13</sup> “Other” includes research projects, LGBTQ candidates and electoral issues, mentoring programs and needs assessments.

## APPENDIX A: METHODOLOGY

When Funders for Lesbian and Gay Issues launched this annual research project in January 2005, we knew it would be impossible to survey every grantmaker that supports lesbian, gay, bisexual, transgender and queer organizations and projects across the country. Two barriers prevented this undertaking. First, there was no uniformity in the grants classification systems used by grantmakers. For example, some foundations classified LGBTQ as a population and others classified it as an issue. Further, many did not use LGBTQ as a category in their classification systems and had no way of identifying these grants in their databases. Secondly, with more than 71,000 U.S. foundations (at the time of the first report) it was not feasible for us to conduct a comprehensive search of all grants made by all grantmakers.

Based on these factors, we were left with two options. One option was to select a random sample of foundations to survey; the advantage here was that it would have provided a statistically representative sample that could generalize about the overall state of LGBTQ funding in the country. The disadvantage was that, given how few grantmakers fund LGBTQ issues, in addition to the grants classification limitations described above, the data would have been limited to generalizations and missed the richness of detail about the names of funders, their preferences, etc. The second option was to create a purposive sample that would target grantmakers known to us as funding, or being open to funding, LGBTQ organizations and projects. We chose the purposive sampling method, believing that the information would provide greater insight about the state of LGBTQ philanthropy.

**POPULATION SURVEYED.** Requests for information were sent to 562 grantmakers identified through Funders for Lesbian and Gay Issues' database of LGBTQ grantmakers, the Foundation Center's database and from funders' lists of LGBTQ organizations. All foundation types were surveyed, including independent, public, community and corporate foundations, and nonprofit organizations with grantmaking programs.

Information was obtained on 425 grantmakers through self-reporting by foundations, a review of 990s, and annual reports posted online and in the Foundation Center's online database.

This report represents information from the 293 grantmakers identified as providing support to LGBTQ projects and organizations in 2007.

**CRITERIA FOR INCLUSION.** Our overarching research goal was to ensure that the data we collected focused specifically on LGBTQ issues and organizations. Therefore, the data does not include grants to organizations or projects that are generally inclusive of LGBTQ people unless they explicitly address an LGBTQ issue or population. For example, a women's organization that's given a grant to develop a sex education curriculum for girls, welcome to all girls, including LBT girls, would not be included in the data. If that same organization was funded to provide sex education specifically to lesbians, it would be included. A statewide human rights advocacy organization that's given a grant specifically to fight an anti-gay marriage amendment would be included. However, if that same group was given a general support grant, it would not be included.

**HIV/AIDS.** Because of the lack of consistency in grants classification systems, it is difficult to identify HIV/AIDS grants that are explicitly support LGBTQ communities and MSM populations. In addition, while many funders track HIV/AIDS grants, they often do not track LGBTQ issues within those grants. In addition, many HIV/AIDS grants support the broad range of people affected by the pandemic and not particular sub-groups.

**REGRANTING.** To avoid double counting dollars, this report allocates regranting monies to the organizations responsible for regranting (and not the original source of funding). This method provides better information about the purposes of the funding, which captures both the intent of the primary funder and the regranting institution. The downside to this approach is that it does not accurately present the full

funding by those institutions providing the original regranteeing money. To address this issue, we have provided information about those foundations and the dollar amount of those grants.

**CLASSIFICATION SYSTEM.** In addition to basic information about the grantmaker (name, city, state and type of foundation), the grantee (name, city, state, country), and amount and duration of the grant, the database also provides describes the following five areas:

- Geographic Focus (local, state, multi-state, national, international) of the grantee
- Population Focus (children and youth, people of color, etc.)
- Type of Support (general, program, research, scholarships, capital campaigns, etc.)
- Strategies Used (advocacy, public education, culture, community organizing, etc.)
- Issue Addressed (civil rights, community building, health, etc.)

While these categories are mostly self-evident, some need further explanation.

The **Population Focus** category indicates the targeted audience for the grant. Because our criteria dictates that all of the grants target or serve the needs of LGBTQ people, our goal for this category was to identify the specific constituency or group (youth, seniors, people of color, general population, etc.). For example, a grant serving LGBTQ seniors of color would be coded to indicate that the primary population served was Seniors and People of Color; a grant addressing LGBTQ people in the military would be coded to indicate that the primary population served was People in the Military; a grant working for the human rights of LGBTQ people would indicate the population being addressed or served as LGBTQ; and a public education campaign to create greater acceptance of LGBTQ people would designate the General Population as the primary audience being addressed.

For **Strategy Used** and **Issue Addressed**, several factors impact our ability to assign categories. First, the differences in grants classification systems, as well as the philosophical and political approaches of foundations, means that there is no uniformity in the labeling used by reporting foundations. This requires that we make a subjective assignment in order to best fit the grants into our classification system. Second, in many cases, the grants lists we received did not provide any information other than the name of the grantee and the type of support. In these cases, attempts were made to research the work of the grantee to make an assignment. When an assignment was not possible, the grant was coded as “unspecified.” Finally, many grantees use multiple strategies, such as litigation, advocacy and public education, to achieve their goals.

**TIME FRAME.** This report is based on grants authorized during calendar year 2007, which means that if a foundation’s board of directors met in December 2006 and authorized a grant for work to be undertaken in 2007, we did not include that grant, as it would have been included in the 2006 report.

Although we are working with the calendar year, there is a sub-set of grantmakers that operates within a different fiscal year and that were only able to provide grants data based on their fiscal years. We decided to allow for this inconsistency with the understanding that we would remain consistent with the future reporting of those grantmakers over time. This consistency is important to prevent future double counting of grants or to prevent losing some grants data by changing time frames.

Multi-year grants are listed only in the year in which they were authorized, with the full amount of the grant listed in that year, together with the duration of the grant. The advantage of tracking all funds authorized in a year is that it best reflects a foundation’s priorities in any given time period. The disadvantage is that it could present an overstated or understated commitment to an interest over time.

## APPENDIX B:

### 2007 LIST OF LGBTQ GRANTMAKERS IN THE U.S.

	TOTAL GRANTS	TOTAL DOLLARS
Abelard Foundation-East .....	1	\$10,000
Adam Foundation .....	9	14,500
Aetna Foundation .....	1	5,000
Agape Foundation .....	1	1,500
AHS Foundation .....	3	100,000
Akron Community Foundation .....	4	5,980
Alliance Healthcare Foundation .....	6	55,028
Alphawood Foundation .....	8	1,102,500
Altria Corporate Services .....	3	96,500
American Express Company & Foundation .....	5	29,450
American Jewish World Service .....	7	136,600
American Psychological Foundation/Evelyn Hooker Program .....	11	242,000
Andersen Corporate Foundation .....	1	2,500
Andersen Foundation, Hugh J. ....	5	52,500
Andrus Family Fund .....	3	300,000
Annenberg Foundation .....	1	93,623
Anonymous (2) .....	69	10,212,250
Arcus Foundation .....	120	11,769,953
Astraea Lesbian Foundation for Justice .....	217	1,848,779
AT&T Foundation (formerly SBC Foundation) .....	4	30,050
Atticus Foundation .....	1	10,000
Babson Charitable Foundation, Susan A. & Donald P. ....	5	27,000
Babson Foundation, Paul and Edith .....	1	10,000
Bader Foundation, Helen .....	2	52,500
Bastian Foundation, B. W. ....	1	15,000
Beim Foundation .....	1	10,000
Ben & Jerry's Foundation .....	2	8,300
Berks County Community Foundation .....	2	1,400
Berkshire Taconic Community Foundation .....	2	3,000
Best Buy Children's Foundation .....	1	2,500
Bigelow Foundation, F.R. ....	1	15,000
Blachford-Cooper Foundation .....	8	291,500
Black & Fuller Fund, Harry S. & Allon .....	2	25,000
Blowitz-Ridgeway Foundation .....	1	20,000
Bohnett Foundation, David .....	79	1,347,248
Booth Ferris Foundation .....	2	113,000
Boston Foundation .....	57	324,430
Boston Women's Fund .....	1	10,000
Bothin Foundation .....	2	27,000
Bright Mountain Foundation .....	1	5,000
Brother Help Thyself .....	37	152,411
Brown Foundation, Arch & Bruce .....	18	18,000
Bush Foundation .....	1	120,000
Calamus Foundation .....	10	538,500

(continued on next page)

	TOTAL GRANTS	TOTAL DOLLARS
California Community Foundation .....	17	\$254,314
California Endowment, The .....	18	1,500,383
California Healthcare Foundation .....	1	7,500
California Wellness Foundation .....	1	10,000
Cameron Baird Foundation .....	2	45,000
Cape Cod Foundation, The .....	8	20,000
Capital Group Companies Charitable Foundation .....	5	11,180
Casey Foundation, Marguerite .....	1	5,000
Center for Lesbian and Gay Studies .....	3	17,500
Chaiken Foundation, Donald and Carole .....	1	30,000
Changemakers .....	1	5,000
Chicago Community Trust .....	3	44,000
Chicago Foundation for Women .....	11	74,000
Chicago Tribune Foundation .....	1	500
Chinook Fund .....	4	28,000
Chrysler Foundation .....	4	63,000
Children of Lesbians and Gays Everywhere (COLAGE) .....	1	4,000
Colin Higgins Foundation .....	10	190,000
Columbia Foundation .....	3	275,000
Columbus Foundation .....	30	67,716
Common Stream .....	1	20,000
Community Foundation for Greater Atlanta .....	4	22,925
Community Foundation for National Capital Region .....	17	215,260
Community Foundation for Southern Arizona .....	1	40,000
Community Foundation of Broward .....	9	1,039,506
Community Foundation of Greater Greensboro .....	2	2,200
Community Foundation of Greater Memphis .....	3	13,500
Community Foundation of Middle Tennessee .....	2	8,750
Community Foundation of Santa Cruz County .....	22	85,000
Community Foundation of Southeastern Michigan .....	51	456,868
Community Foundation of Western Massachusetts .....	1	500
Community Foundation Serving Boulder County .....	11	28,544
Crawford Idema Family Foundation .....	1	20,000
Cream City Foundation .....	16	44,803
Crossroads Fund .....	5	30,500
Dade Community Foundation .....	41	281,750
Day Foundation, Doris and Victor .....	1	2,500
DBJ Foundation .....	4	88,000
Dechman Foundation, David A. ....	6	126,000
Delaware Valley Legacy Fund .....	35	17,430
Denver Foundation .....	3	37,600
Diogenes Charitable Foundation .....	2	12,500
DIVA MN .....	5	45,000
Dreeland, John F and Hauff, Robert V Foundation .....	1	10,000
East Bay Community Foundation .....	3	6,750
Educational Foundation of America .....	4	315,000
El Paso Community Foundation .....	17	33,146
Elton John AIDS Foundation .....	2	350,000
Equity Foundation .....	116	96,506
Esmond Harmsworth 1997 Charitable Foundation .....	8	225,000

(continued on next page)

	TOTAL GRANTS	TOTAL DOLLARS
Ethics and Excellence in Journalism Foundation .....	1	\$10,000
Eychaner Foundation .....	14	115,767
Fels Fund, Samuel S. ....	2	13,000
FISA Foundation .....	1	18,090
Ford Foundation .....	17	4,500,053
Foundation for the Carolinas .....	13	97,500
Frameline .....	7	50,000
Freeman Foundation .....	9	75,500
Fry Foundation .....	1	25,000
Fund for Global Human Rights .....	8	188,000
Fund for New Jersey .....	1	50,000
Fund for Nonviolence .....	1	20,000
Fund for Santa Barbara .....	2	23,952
Fund for Southern Communities .....	2	11,500
Funding Exchange .....	43	393,556
Gannett Foundation .....	5	1,850
Gates Foundation, Bill and Melinda .....	1	120,000
Geffen Foundation, David .....	21	163,500
General Mills Foundation .....	1	15,000
Gerbode Foundation, Wallace Alexander .....	3	40,000
GGF Foundation .....	1	20,000
Gill Foundation .....	151	6,520,275
Gilman Foundation, Howard .....	1	5,000
Girl's Best Friend Foundation .....	8	64,870
Global Fund for Women .....	35	407,408
Greater Milwaukee Foundation .....	34	113,070
Greater Seattle Business Association .....	1	113,000
Greater Worcester Community Foundation .....	1	16,000
Grotto Foundation .....	3	30,000
Guilford Green Foundation .....	20	65,850
Gund Foundation, George .....	1	100,000
Haas Fund, Walter and Elise .....	9	123,000
Haas Jr., Fund, Evelyn and Walter .....	41	5,347,575
Halcyon Hill Foundation .....	2	5,500
Hartford Foundation for Public Giving .....	2	30,000
Hawaii's People's Fund .....	1	3,000
Hayden Foundation, Charles .....	1	25,000
Haymarket People's Fund .....	4	19,700
Headwaters Fund for Justice .....	9	30,000
Health Foundation of Greater Indianapolis .....	1	12,000
Heinz Endowment .....	1	10,000
Helene Foundation .....	1	20,000
Helfgott-Renfroe Foundation .....	1	2,000
Hermes Foundation .....	5	19,035
Hewlett Foundation, William and Flora .....	2	195,000
Hill Snowdon Foundation .....	3	40,000
Hirsch Foundation, Armin & Esther .....	2	9,000
Hitchner Foundation, Carl .....	1	1,000
Hollyfield Foundation .....	7	37,705
Horizons Foundation .....	231	1,640,125

(continued on next page)

	TOTAL GRANTS	TOTAL DOLLARS
Houston Endowment .....	1	\$750,000
HRK Foundation .....	1	100
Hyams Foundation .....	1	20,000
IBM .....	4	55,000
Irvine Foundation, James .....	7	60,495
Jackson Foundation .....	1	10,000
Jacobs Foundation, Carl .....	2	2,000
Jernigan Charitable Foundation, Frank H. ....	2	2,000
Johnson Family Foundation .....	27	777,083
Kalamazoo Community Foundation .....	8	32,200
Kellett Foundation, John Steven .....	12	15,400
Kerr Foundation, William A. ....	3	70,000
Kresge Foundation .....	1	1,750,000
La Crosse Community Foundation .....	3	3,890
Lambda Foundation .....	6	13,321
Langeloth Foundation, Jacob and Valeria .....	1	152,440
LaRocque Foundation, Banky .....	1	2,000
Larsen Foundation, John .....	10	85,500
LEAGUE Foundation .....	7	12,500
Lesbian Health Fund .....	5	87,000
Levi Strauss & Co/Foundation .....	6	267,500
Levitt Foundation .....	2	3,500
Liberty Hill Foundation .....	18	464,199
Lily Auchincloss Foundation .....	3	55,000
Lubrizol Foundation .....	1	300
M.A.C. Global Foundation .....	3	131,053
MacArthur Foundation, John D. and Catherine T. ....	1	15,000
Maine Community Foundation .....	12	63,787
Marcus Foundation, Grace & Alan .....	3	3,500
Marin Community Foundation .....	50	137,750
Martag Foundation .....	1	15,000
Mayo Clinic .....	2	2,850
McCrinkle Foundation, 'Joseph F. ....	1	1,000
McCune Charitable Foundation .....	2	10,500
McKenzie River Gathering .....	8	47,500
McKnight Foundation .....	2	55,000
Medtronic Foundation .....	3	6,200
Mertz Gilmore Foundation .....	2	257,500
Michigan Women's Foundation .....	1	2,667
Minneapolis Foundation .....	1	75,000
Montana Community Foundation .....	1	2,500
Morrison & Foerster Foundation .....	1	3,300
Morrow Foundation, Allan .....	1	100,000
Mossier Foundation, Kevin J. ....	12	507,500
Ms. Foundation for Women .....	10	196,000
New Harvest Foundation .....	1	500
New Israel Fund .....	7	130,000
New Mexico Community Foundation .....	8	84,250
New Prospect Foundation .....	16	21,500
New York Community Trust .....	17	584,750

(continued on next page)

	TOTAL GRANTS	TOTAL DOLLARS
New York Foundation .....	4	\$177,500
New York Women's Foundation .....	4	120,000
North Star Fund .....	16	83,500
Oak Park-River Forest Community Foundation .....	1	1,000
Obrzut Ling Foundation Inc. ....	1	5,000
Open Meadows Foundation .....	7	7,500
Open Society Institute .....	15	1,367,500
Opler Foundation, Scott .....	1	180,000
Otto Bremer Foundation .....	4	87,000
Overbrook Foundation .....	8	590,500
Peace Development Fund .....	2	10,000
Pentair Foundation .....	1	12,200
PepsiCo Foundation .....	2	220,000
Pew Charitable Trust .....	1	195,000
PFLAG National Scholarship Program .....	1	28,000
Philadelphia Foundation .....	30	268,573
Philanthrofund Foundation .....	19	72,710
Phillips Family Foundation, Jay & Rose .....	7	106,500
Playboy Foundation .....	2	700
Point Foundation .....	1	884,124
Polk Bros Foundation .....	5	230,000
Polo Ralph Lauren Foundation .....	3	75,450
Pride Foundation .....	157	1,467,573
Princeton Area Community Foundation .....	1	12,500
Proteus Fund .....	18	1,441,500
Public Welfare Foundation .....	2	70,000
Rainbow Foundation .....	2	120,000
Rapoport Foundation, The Paul .....	21	635,000
Reaugh Trust Fund, Ernest O. ....	4	8,000
Resist .....	9	20,500
Retirement Research Foundation .....	1	50,000
Rhode Island Foundation .....	15	134,000
Robin Hood Foundation .....	1	250,000
Robins, Kaplan, Miller & Ciresi, L.L.P. Private Foundation .....	5	22,750
Roblee Foundation, Joseph H. and Florence A. ....	8	107,000
Roche Relief Foundation, Edward and Ellen .....	3	45,000
Rose Community Foundation .....	1	2,500
Rosenberg Foundation .....	1	1,000
Rosenstein Foundation, Anita May .....	2	35,000
Rubinstein Foundation, Helena .....	1	20,000
Saint Paul Foundation .....	4	40,900
Samara Foundation of Vermont .....	16	29,000
San Diego Foundation .....	5	31,382
San Diego Foundation for Change .....	1	5,000
San Diego Human Dignity Foundation .....	26	88,925
San Francisco Foundation .....	45	391,950
San Luis Obispo County Community Foundation .....	1	1,000
Santa Fe Community Foundation .....	7	26,500
Sawchuk Family Foundation .....	1	25,000
Schwab Foundation, Charles and Helen .....	2	100

(continued on next page)

	TOTAL GRANTS	TOTAL DOLLARS
Seattle Foundation	12	\$260,000
Simmons Foundation, Harold	1	10,000
Small Change Foundation	20	178,500
Snowden Foundation, Ted	14	308,000
Snyder Fund, Valentine Perry	1	20,000
Social Justice Fund Northwest	2	15,000
Southern Partners Fund	3	21,500
St Paul Travelers Foundation	2	40,000
Starfish Group	1	50,000
Stonewall Community Foundation	55	645,563
Stuart Youth Foundation, Dwight	1	25,000
Surdna Foundation	5	341,500
Taconic Foundation	1	25,000
Taos Community Foundation	3	13,000
Terrell Charitable Trust, Randolph Querbes	3	3,500
Third Wave Foundation	2	30,500
Thorpe Foundation, James R.	1	10,000
Tides Foundation	96	1,920,942
Transgender Scholarship and Education Legacy Fund (TSELF)	5	50,000
Tulsa Community Foundation	7	66,476
Tuohy Foundation, Walter and Mary	1	1,000
Tuttle Fund, Isaac H.	2	50,000
Unger Foundation, Aber D.	2	60,000
Unitarian Universalist Funding Program	8	41,500
Unitarian Universalist Veatch Program at Shelter Rock	5	265,000
Urgent Action Fund for Women's Human Rights	6	19,450
US Bancorp Foundation	11	6,550
van Ameringen Foundation, H.	59	2,674,000
van Loben Sels/RembeRock Foundation	13	108,000
Verizon Foundation	5	205,000
Vermont Community Foundation	10	75,100
Vermont Women's Fund	1	2,800
Washington Mutual Foundation	1	5,000
Wean Foundation, Raymond John	1	7,500
Weeden Foundation	4	17,000
Wells Fargo Foundation	108	1,152,625
Williams, Reid Foundation	5	72,500
Wisconsin Community Fund	1	8,000
Wohlford Foundation, Mary	2	10,000
Women's Foundation of California	8	53,250
Women's Foundation of Colorado	2	9,500
Women's Foundation of Minnesota	3	55,000
Women's Fund of Miami-Dade County	2	17,500
Women's Funding Alliance	1	10,000
Working Assets	1	60,718
Xcel Energy Foundation	3	15,000
Z. Smith Reynolds Foundation	1	35,000
Zami - Audre Lorde Scholarship Fund	1	14,000





Funders for  
Lesbian  
and  
Gay  
Issues

116 East 16th Street  
6th Floor  
New York, NY 10003

Tel 212-475-2930  
Fax 212-475-2532

[www.lgbtfunders.org](http://www.lgbtfunders.org)