

Funding for LGBTI Issues in the Global North

Over the two-year period of 2015-2016, foundations, corporations, intermediaries, government donors and multilateral agencies awarded \$324,807,725 for LGBTI issues in the Global North - representing a nearly \$85 million or 35 percent increase compared to the last reporting period.

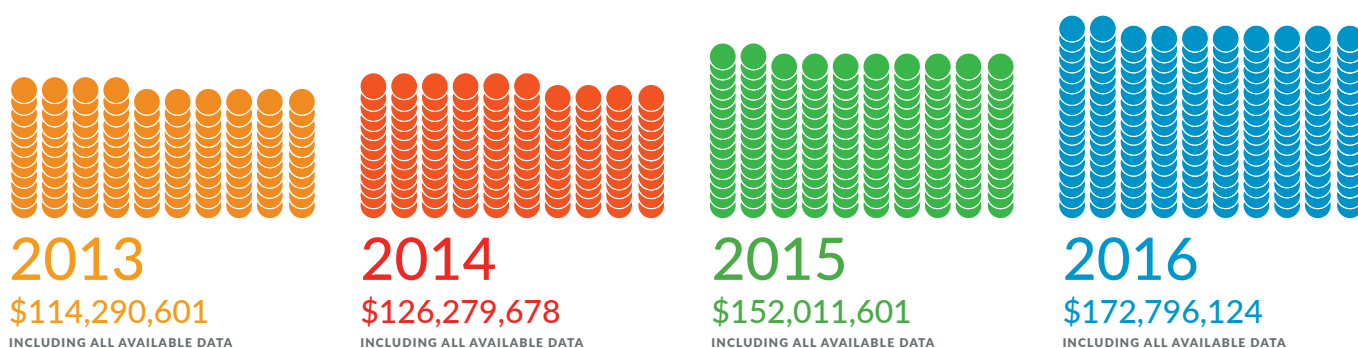
For the purposes of this report, the Global North is defined to encompass Canada, the United States, and Western Europe. The regions include most of the world's highest-income countries. They are home to 11 percent of the global population, but received 62 percent of LGBTI funding in this time period.

In 2016, a gunman attacked Pulse Nightclub, a gay nightclub in Orlando, Florida, on Latin night. The philanthropic response resulted in nearly \$30 million in direct victim support. Without that funding, funding for LGBTI issues in the Global North would have declined in 2016.

FUNDING FOR LGBTI ISSUES IN THE GLOBAL NORTH, BY YEAR

Including funding from the Global Equality Fund and the Government of the United States

ONE COIN = \$1 MILLION



NOTE: Since the available funding data on Global Equality Fund and the U.S. Government did not include any grants focused on the Global North, the above chart does not show an alternative trend line that excludes those data points.

Top Funders and Grant Recipients of LGBTI Funding for the Global North

The top 10 funders of LGBTI issues in the Global North awarded \$182.8 million, or 56 percent of the total. All of the funders in the top 10, with the exception of the Government of Germany, were located in the United States.

TOP 10 FUNDERS OF LGBTI ISSUES IN THE GLOBAL NORTH (2015-2016)

Includes funding focused on the United States

1	Strengthen Orlando - OneOrlando Fund — Orlando, United States	\$29,510,000
2	Arcus Foundation — New York, United States	\$21,336,505
3	Gill Foundation — Denver, United States	\$19,488,010
4	Ford Foundation — New York, United States	\$16,641,030
5	Evelyn and Walter Haas, Jr. Fund — San Francisco, United States	\$12,137,525
6	Pride Foundation — Seattle, United States	\$12,050,101
7	Elton John AIDS Foundation — New York, United States	\$10,368,812
8	Government of Germany — Berlin, Germany	\$ 9,834,994
9	Equality Florida Institute — St. Petersburg, United States	\$9,445,045
10	Gilead Sciences — Foster City, United States	\$9,059,518

NOTE: Anonymous donors awarded \$32,955,000 during this period. If they appeared on the list above as a single funder, they would rank as the number one funder of LGBTI issues in the Global North.

NOTE: In contrast to other calculations in this report, all lists of top funders include re-granting, so as to capture the full amount of LGBTI funding flowing from (or through) each funder.

NOTE: While some donor governments submitted in-country grantmaking for this report, not all did so. If the Government of Germany's in-country grantmaking were excluded, they would not appear as a top funder of LGBTI issues in the Global North.

The top 10 grant recipients of LGBTI funding for the Global North received a total of \$46.8 million, or 14 percent of the total. COC Netherlands was the only top grant recipient not located in the United States.

TOP 10 GRANT RECIPIENTS OF LGBTI FUNDING THE GLOBAL NORTH (2015-2016)

Includes funding focused on the United States

1	National LGBTQ Task Force — Washington, D.C., United States	\$9,458,022
2	Lambda Legal Defense and Education Fund — New York, United States	\$5,630,732
3	Los Angeles LGBT Center — Los Angeles, United States	\$4,871,840
4	SAGE — New York, United States	\$4,344,808
5	National Center for Lesbian Rights (NCLR) — San Francisco, United States	\$4,254,229
6	Transgender Law Center— Oakland, United States	\$4,147,300
7	American Civil Liberties Union (ACLU) — New York, United States	\$ 3,812,950
8	COC Netherlands — Amsterdam, The Netherlands	\$3,549,398
9	Human Rights Campaign (HRC) Foundation — Washington, D.C., United States	\$3,422,951
10	San Francisco AIDS Foundation — San Francisco, United States	\$3,341,860

NOTE: These totals include the full amount of any multi-year grants awarded over the two-year period of 2015-2016. As such, the totals may exceed their total two-year operating revenue for 2015-2016.

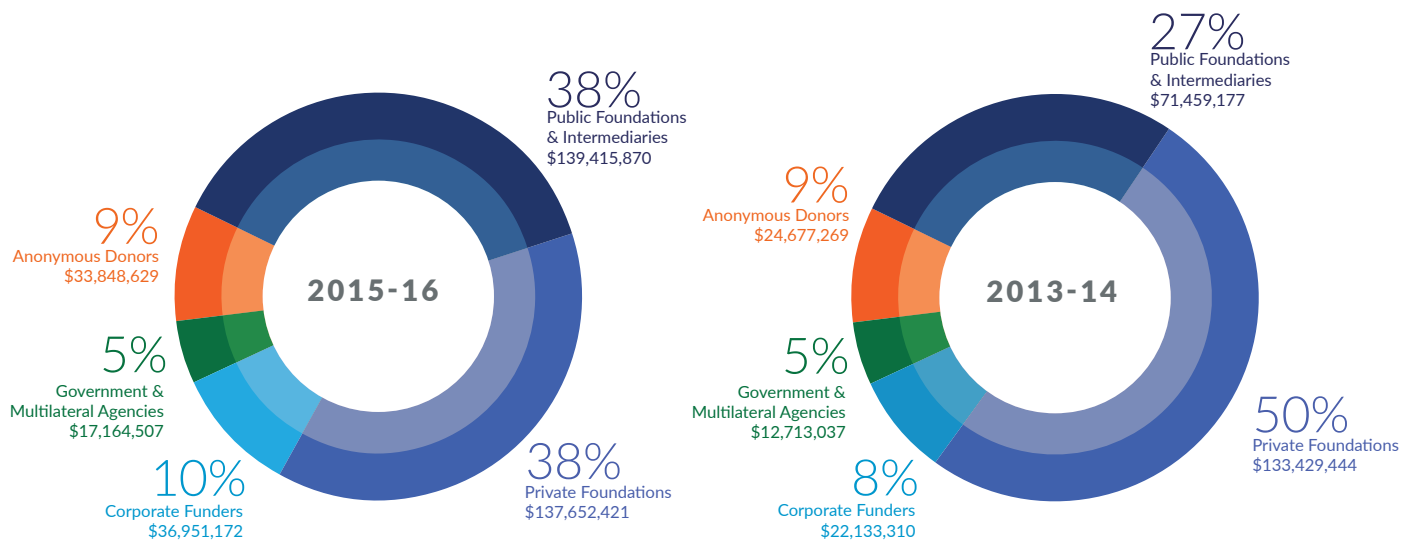
NOTE: Anonymous grant recipients in various locations received over 1,000 grants for a total of \$52,957,135 over the two-year period of 2015-2016.

Sources of LGBTI Funding for the Global North

Over the two-year period of 2015-2016, all funder categories increased their support for LGBTI issues the Global North. The most notable increase was among public foundations and intermediaries - which nearly doubled their grantmaking compared to the last reporting period. The sharp increase for public foundations and intermediaries is in part due to giving related to the Orlando tragedy. The tragedy also helps explain some of the increase in giving by corporate foundations.

SOURCES OF LGBTI FUNDING FOR THE GLOBAL NORTH, 2013-2016

Includes funding focused on the United States



NOTE: This chart includes grants awarded to intermediaries for the purpose of being re-granted to other organizations.

Issues Addressed by LGBTI Funding for the Global North

Over the two-year period of 2015-2016, funding for LGBTI issues in the Global North increased across most issue areas with the largest increase in funding for Confronting Violence, Homophobia, Biphobia, and Transphobia. The \$32.5 million increase was largely a result of the philanthropic response to the Pulse Nightclub Massacre in Orlando, Florida. (For more on this philanthropic response, see the *2016 Tracking Report: Lesbian, Gay, Bisexual, Transgender and Queer Grantmaking by US Foundations*.)

Funding decreased for Education and Safe Schools, which experienced a \$3.4 million decrease, and Strengthening Communities, Families, and Visibility, which witnessed a \$200,000 decrease.

LGBTI FUNDING FOR THE GLOBAL NORTH, BY ISSUE ADDRESSED, 2013-2016

Includes funding focused on the United States

	2015-16		2013-14	
HUMAN RIGHTS	\$124,340,208	38%	\$96,425,334	40%
HEALTH AND WELLBEING	\$60,958,284	19%	\$46,999,821	26%
STRENGTHENING COMMUNITIES, FAMILIES, AND VISIBILITY	\$55,977,017	17%	\$56,184,415	23%
CONFRONTING VIOLENCE, HOMOPHOBIA, BIPHOBIA, AND TRANSPHOBIA	\$37,495,076	12%	\$4,992,935	2%
EDUCATION AND SAFE SCHOOLS	\$13,952,240	4%	\$17,365,721	7%
ECONOMIC ISSUES	\$13,008,460	4%	\$8,205,909	3%
OTHER ISSUES	\$19,076,440	6%	\$10,421,144	4%
TOTAL	\$324,807,725		\$240,595,280	


Population Focus of LGBTI Funding for the Global North

Over the two-year period of 2015-2016, funding for most key populations remained relatively static. However, there was a notable increase in support for trans and intersex communities. Funding for transgender people nearly doubled with an increase of \$17.6 million. Funding for intersex people increased more than six-fold, going from \$181,200 in the last reporting period to \$1.2 million.

LGBTI FUNDING FOR THE GLOBAL NORTH, BY POPULATION FOCUS, 2013-2016


Includes funding focused on special populations in the United States

ONE COIN = \$1 MILLION



TOTAL FUNDING

2015-16
\$324,818,041




2013-14
\$240,595,280



CHILDREN & YOUTH

2015-16 **2013-14**
\$49,658,919 \$51,290,321



MIGRANTS, REFUGEES & ASYLUM SEEKERS

2015-16 **2013-14**
\$7,781,319 \$7,155,180



INTERSEX PEOPLE

2015-16 **2013-14**
\$1,615,542 \$181,200



OLDER ADULTS

2015-16 **2013-14**
\$7,719,215 \$7,157,986



SEX WORKERS

2015-16 **2013-14**
\$3,371,740 \$2,733,078



TRANSGENDER PEOPLE

2015-16 **2013-14**
\$35,448,286 \$17,851,376

SNAPSHOT

LGBTI Funding for Canada and the United States

NOTE: For a detailed analysis on funding for LGBTI communities in the US, please refer to Funders for LGBTQ Issues' 2015 Tracking Report: Lesbian, Gay, Bisexual, Transgender and Queer Grantmaking by US Foundations and 2016 Tracking Report: Lesbian, Gay, Bisexual, Transgender and Queer Grantmaking by US Foundations.

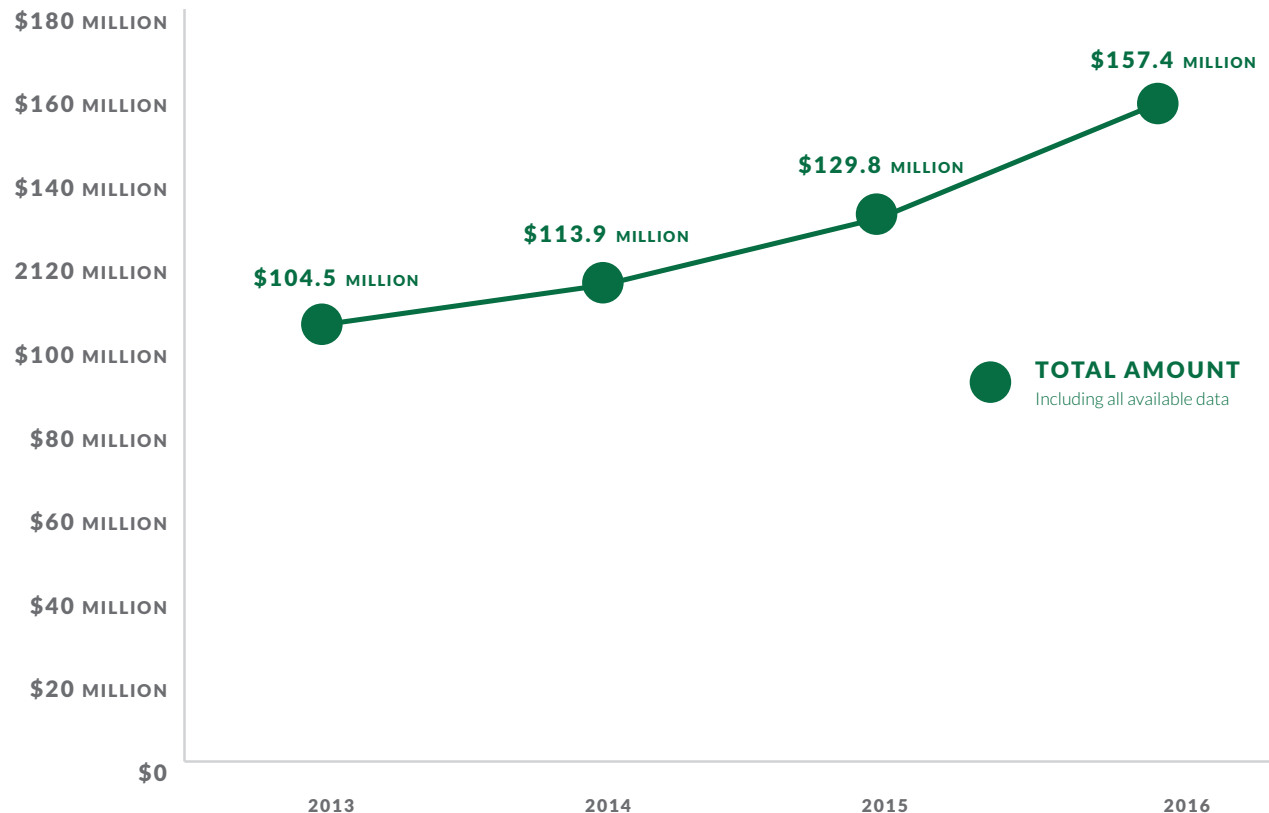
CANADA AND THE UNITED STATES, 2015-2016

9,504	\$32,875	\$5,000	\$287.3 MILLION
NUMBER OF GRANTS	AVERAGE GRANT	MEDIAN GRANT	TOTAL FUNDING

Over the two-year period of 2015-2016, 455 funders awarded \$287.3 million to organizations and projects working on LGBTI issues in Canada and the United States. That represents an increase of nearly \$69 million compared to the last reporting period.

Over the four-year period of 2013-2016, LGBTI funding for Canada and the United States has continued to steadily increase, increasing by more than 50 percent since 2013.

LGBTI FUNDING FOR CANADA AND THE UNITED STATES (2013-2016)



Top Funders of LGBTI Issues in Canada and the United States

Collectively, the top ten funders for the region awarded \$145.3 million, accounting for more than 50 percent of all funding for LGBTI issues in Canada and the United States. All ten funders are based in the United States. Two awarded direct victim support to those affected by the Pulse Night Club Massacre in Orlando – Strengthen Orlando-OneOrlando Fund and Equality Florida Institute. The next two funders to appear on the top funder list would be the H. van Ameringen Foundation and M.A.C. AIDS Fund.

TOP 10 FUNDERS OF LGBTI ISSUES IN CANADA AND THE UNITED STATES (2015-2016)

1	Strengthen Orlando – OneOrlando Fund – Orlando, United States	\$29,510,000
2	Arcus Foundation – New York, United States	\$20,160,340
3	Gill Foundation – Denver, United States	\$19,488,010
4	Ford Foundation – New York, United States	\$16,641,030
5	Evelyn and Walter Haas, Jr. Fund – San Francisco, United States	\$12,137,525
6	Pride Foundation – Seattle, United States	\$12,050,101
7	Elton John AIDS Foundation – New York, United States	\$10,368,812
8	Equality Florida Institute – St. Petersburg, United States	\$9,455,045
9	Tides Foundation – San Francisco, United States	\$8,116,697
10	Gilead Sciences – Foster City, United States	\$7,404,548

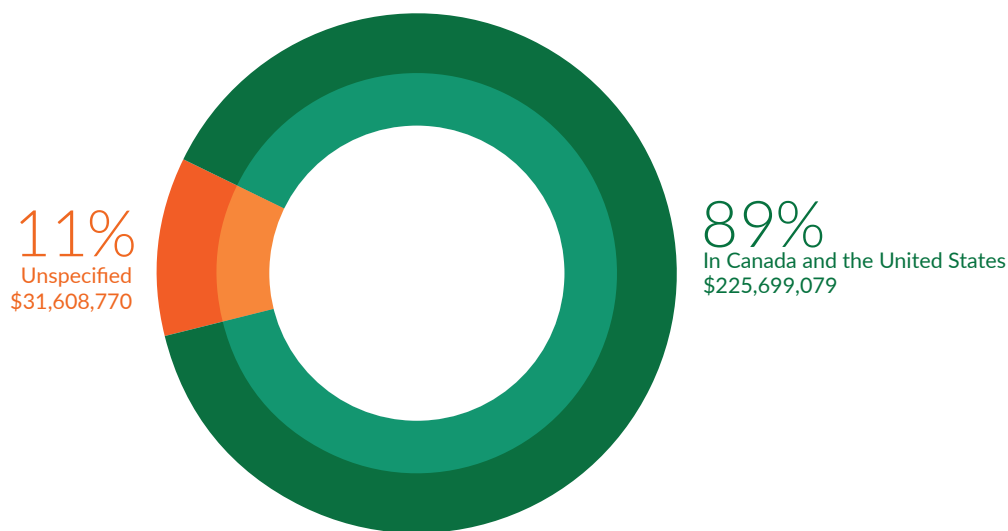
NOTE: Anonymous donors awarded \$31,715,000 during this period. If they appeared on the list above as a single funder, they would rank as the number one funder of LGBTI issues in Canada and the United States.

NOTE: In contrast to other calculations in this report, all lists of top funders include re-granting, so as to capture the full amount of LGBTI funding flowing from (or through) each funder.

LGBTI Funding for Canada and the United States, by Recipient Location

Nearly 90 percent of LGBTI funding focused on Canada and the United States went to grantees based inside of the region. The 11 percent that is unspecified was awarded in the form of scholarships and direct support for victims of the Pulse Nightclub Massacre. These recipients were not individually identified and may or may not reside in Canada and the United States.

LOCATION OF GRANTEEES FUNDED FOR LGBTI WORK IN CANADA AND THE UNITED STATES (2015-2016)



Issues Addressed by LGBTI Funding for Canada and the United States

Over the two-year period of 2015-2016, human rights remained the most funded issue area in Canada and the United States.

LGBTI FUNDING FOR CANADA AND THE UNITED STATES, BY ISSUE ADDRESSED (2013-2016)


	2015-16		2013-14	
HUMAN RIGHTS	\$111,262,386	39%	\$87,262,579	40%
Decriminalization and Criminal Justice Reform	\$8,794,127	3%	\$3,842,120	2%
Gender Identity Protections	\$9,913,237	3%	\$3,566,891	2%
Human Rights (General)	\$64,299,912	22%	\$47,754,913	22%
Migration and Refugee Issues	\$4,834,780	2%	\$4,135,926	2%
Marriage and Civil Unions	\$4,033,150	1%	\$18,111,939	8%
Military Inclusion	\$1,666,576	1%	\$1,904,766	1%
Nondiscrimination Protections	\$11,527,163	4%	\$3,867,092	2%
Religious Exemptions	\$3,354,500	1%	\$1,220,500	1%
Sexual and Reproductive Rights/Justice	\$2,800,942	1%	\$1,946,890	4%
HEALTH AND WELLBEING	\$54,771,602	19%	\$43,881,985	20%
Cultural Competence and Data Collection	\$2,850,094	1%	\$1,621,461	1%
General Health Services and Health Promotion	\$15,905,101	7%	\$13,844,557	7%
HIV/AIDS	\$31,993,931	11%	\$23,528,425	11%
Mental Health, Substance Abuse, and Suicide Prevention	\$3,404,533	1%	\$3,332,307	2%
Sexual and Reproductive Health	\$617,943	<1%	\$1,012,436	<1%
STRENGTHENING COMMUNITIES, FAMILIES, & VISIBILITY	\$48,918,313	17%	\$50,508,610	23%
Community Building and Empowerment	\$22,112,997	8%	\$19,641,527	9%
Religion	\$5,279,634	2%	\$6,956,521	3%
Sports	\$150,000	<1%	\$0	N/A
Strengthening Families	\$4,450,054	2%	\$6,216,869	3%
Visibility	\$16,925,627	6%	\$17,693,694	8%
CONFRONTING VIOLENCE, HOMOPHOBIA, BIPHOBIA, & TRANSPHOBIA	\$33,256,970	12%	\$3,668,191	2%
Anti-Violence	\$31,410,768	11%	\$2,195,141	1%
Gun Control	\$166,500	<1%	\$0	N/A
Homophobia, Biphobia, and Transphobia	\$1,679,702	1%	\$1,473,050	1%
EDUCATION & SAFE SCHOOLS	\$13,749,889	5%	\$16,343,537	7%
Education	\$5,734,182	2%	\$16,343,537	7%
Safe Schools	\$8,015,707	3%	(COMBINED CATEGORY)	
ECONOMIC ISSUES	\$11,714,091	4%	\$7,925,702	4%
Food Security	\$667,852	<1%	\$424,034	<1%
Housing and Homelessness	\$7,879,265	3%	\$4,403,423	2%
Labor and Employment	\$3,156,973	1%	\$3,097,246	1%
OTHER ISSUES	\$13,624,282	5%	\$9,771,144	4%
Multi-Issue	\$6,359,345	2%	\$4,484,701	2%
Philanthropy	\$7,263,437	3%	\$4,907,358	2%
Unspecified	\$1,500	<1%	\$379,084	<1%
GRAND TOTAL	\$287,297,532		\$218,450,205	

Population Focus of LGBTI Funding for Canada and the United States

Over the two-year period of 2015-2016, funding for transgender people nearly doubled from \$16 million to \$30 million. Funding for intersex people more than tripled, from \$180,000 to more than \$550,000. While most other categories remained largely static, funding for children and youth decreased by more than \$5 million.

LGBTI FUNDING FOR CANADA AND THE UNITED STATES, BY POPULATION FOCUS (2013-2016)

ONE COIN = \$1 MILLION



TOTAL FUNDING

2015-16

\$287,307,848

2013-14

\$218,450,205



CHILDREN & YOUTH

2015-16

\$42,076,457

2013-14

\$47,535,466



MIGRANTS, REFUGEES & ASYLUM SEEKERS

2015-16

\$5,664,005

2013-14

\$6,610,953



INTERSEX PEOPLE

2015-16

\$558,500

2013-14

\$181,200



OLDER ADULTS

2015-16

\$6,390,162

2013-14

\$6,969,341



SEX WORKERS

2015-16

\$2,643,700

2013-14

\$2,658,078



TRANSGENDER PEOPLE

2015-16

\$30,295,475

2013-14

\$16,430,006

SNAPSHOT

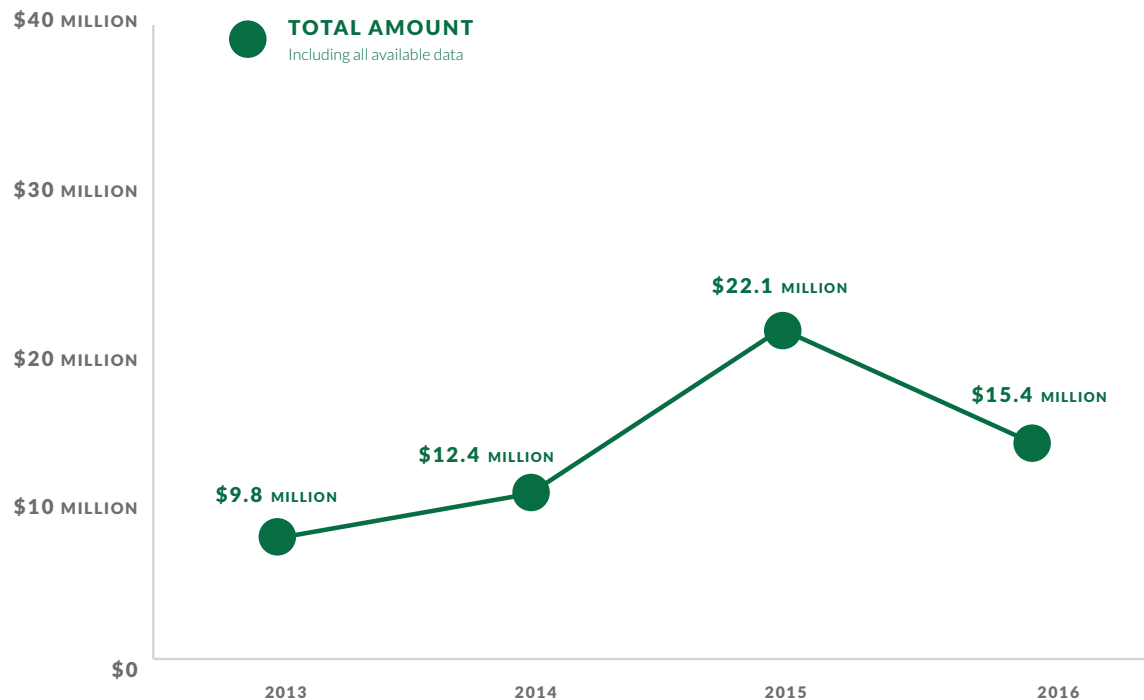
LGBTI Funding for Western Europe

WESTERN EUROPE, 2015-2016

404	\$94,723	\$20,000	\$37.5 MILLION
NUMBER OF GRANTS	AVERAGE GRANT	MEDIAN GRANT	TOTAL FUNDING

Over the two-year period of 2015-2016, 40 funders awarded \$37.5 million to organizations and projects working on LGBTI issues in Western Europe. That represents 10 more funders and \$15.3 million more in funding compared to 2013-2014. Year over year, LGBTI funding for Western Europe peaked in 2015, followed by a decline in 2016

LGBTI FUNDING FOR WESTERN EUROPE (2013-2016)



Top Funders of LGBTI Issues in Western Europe

Collectively, the top ten funders for the region awarded \$30.8 million, accounting for nearly 82 percent of all LGBTI funding for Western Europe. Six of the funders were based in Western Europe, and four were based in the United States.

THE TOP 10 FUNDERS OF LGBTI ISSUES IN WESTERN EUROPE (2015-2016)

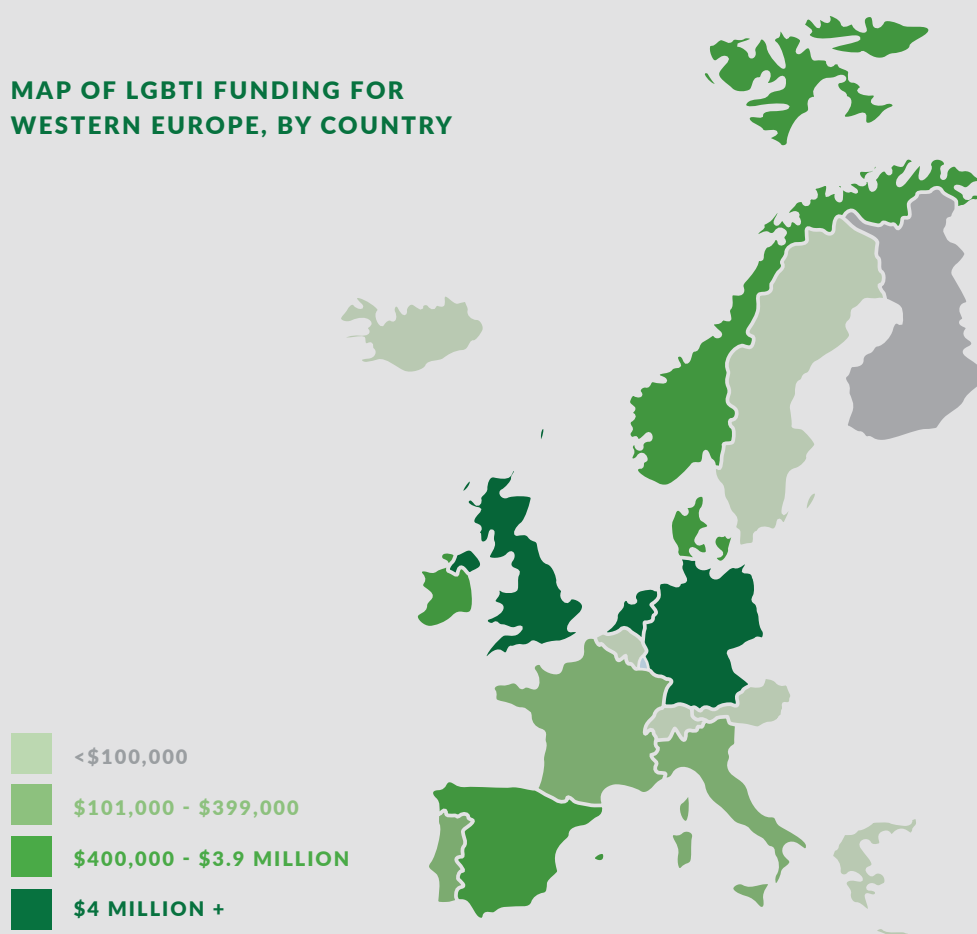
1	Government of Germany — Berlin, Germany	\$9,834,994
2	Big Lottery Fund — London, United Kingdom	\$7,245,089
3	Government of The Netherlands — The Hague, The Netherlands	\$3,622,719
4	European Commission — Brussels, Belgium	\$2,484,739
5	M.A.C. AIDS Fund — New York, United States	\$1,742,065
6	Gilead Sciences — Foster City, United States	\$1,654,971
7	Arcus Foundation — San Francisco, United States	\$1,176,165
8	Henry Smith Charity — London, United Kingdom	\$1,077,420
9	Open Society Foundations — New York, United States	\$1,049,460
10	Comic Relief — London, United Kingdom	\$951,306

NOTE: Anonymous donors awarded \$1,240,000 during this period. If they appeared on the list above as a single funder, they would rank as the number seven funder of LGBTI issues in Western Europe.

NOTE: In contrast to other sections of this report, this list of top funders includes re-granting, so as to capture the full amount of LGBTI funding flowing from (or through) each funder.

NOTE: While some donor governments submitted in-country grantmaking for this report, not all did so. If the Government of Germany's in-country grantmaking were excluded, they would not appear as the top funder of LGBTI issues in Western Europe.

MAP OF LGBTI FUNDING FOR WESTERN EUROPE, BY COUNTRY




Austria	\$10,000	
Belgium	\$22,325	
Denmark	\$448,876	
France	\$279,579	
Germany	\$10,330,567	
Greece	\$78,333	
Iceland	\$20,000	
Ireland	\$496,780	
Italy	\$398,719	
The Netherlands	\$4,821,197	
Norway	\$29,854	
Portugal	\$168,865	
Spain	\$566,584	
Sweden	\$829,630	
Switzerland	\$78,000	
United Kingdom	\$12,663,152	
Multiple Countries/Unspecified	\$6,267,732	

NOTE: Some government donors reported data on their in-country grantmaking for this report, though not all did. If you exclude in-country grantmaking, three countries would be impacted: Germany, The Netherlands, and Sweden. Their totals excluding in-country grantmaking at \$515,874, \$1,570,775, and \$0 respectively.

LGBTI Funding for Western Europe, by Recipient Location

Nearly all LGBTI funding focused on Western Europe went to grantees based in the region, with the exception of \$25,500 going to an organization based in the United States.

LOCATION OF GRANTEEES FUNDED FOR LGBTI WORK IN WESTERN EUROPE (2015-2016)



Issues Addressed by LGBTI Funding for Western Europe

With the exception of funding for Education and Safe Schools, every overarching issue area witnessed a funding increase since the last reporting period.

LGBTI FUNDING FOR WESTERN EUROPE, BY ISSUE ADDRESSED (2013-2016)

	2015-16		2013-14	
HUMAN RIGHTS	\$13,077,822	35%	\$10,074,298	45%
Challenging Anti-LGBTI Law	\$0	N/A	\$469,518	2%
Decriminalization and Criminal Justice Reform	\$6,627	<1%	\$152,476	2%
Gender Identity Protections	\$2,075,001	5%	\$901,422	4%
Human Rights (General)	\$9,806,188	26%	\$7,978,364	36%
Migration and Refugee Issues	\$876,510	3%	\$342,420	2%
Marriage and Civil Unions	\$15,000	<1%	\$0	N/A
Military Inclusion	\$11,153	<1%	\$0	N/A
Non-Discrimination Protections	\$287,343	1%	\$0	N/A
Sexual and Reproductive Rights/Justice	\$0	N/A	\$28,291	<1%
CONFRONTING VIOLENCE, HOMOPHOBIA, BIPHOBIA, & TRANSPHOBIA	\$4,238,106	19%	\$43,881,985	20%
Anti-Violence	\$1,727,813	5%	\$630,114	3%
Homophobia, Biphobia, and Transphobia	\$2,510,293	7%	\$694,630	3%
HEALTH AND WELLBEING	\$6,186,682	17%	\$50,508,610	23%
Cultural Competence and Data Collection	\$355,556	1%	\$160,906	1%
General Health Services and Health Promotion	\$342,403	1%	\$578,859	3%
HIV/AIDS	\$3,976,790	11%	\$1,212,321	5%
Mental Health, Substance Abuse, and Suicide Prevention	\$1,486,362	4%	\$745,436	5%
Sexual and Reproductive Health	\$66,000	<1%	\$420,314	2%
STRENGTHENING COMMUNITIES, FAMILIES, AND VISIBILITY	\$7,058,704	12%	\$3,668,191	2%
Community Building and Empowerment	\$3,519,127	9%	\$4,718,674	21%
Religion	\$65,725	<1%	\$264,609	1%
Sports	\$293,125	<1%	\$0	N/A
Strengthening Families	\$1,526,470	4%	\$145,079	1%
Visibility	\$1,654,256	4%	\$547,444	2%
EDUCATION AND SAFE SCHOOLS	\$202,351	5%	\$16,343,537	7%
Education	\$152,393	<1%	\$1,011,474	5%
Safe Schools	\$49,958	<1%	\$10,710	<1%
ECONOMIC ISSUES	\$1,294,369	4%	\$7,925,702	4%
Food Security	\$0	N/A	\$16,700	<1%
Housing and Homelessness	\$639,054	2%	\$171,670	1%
Labor and Employment	\$655,316	2%	\$91,837	<1%
OTHER ISSUES	\$5,452,158	15%	\$650,000	4%
Multi-Issue	\$5,452,158	15%	\$650,000	4%
TOTAL	\$37,510,193		\$22,145,075	

Population Focus of LGBTI Funding for Western Europe

Over the two-year period of 2015-2016, funding for all key populations in Western Europe increased substantially compared to 2013-2014. Funding for children and youth as well as immigrants, refugees, and asylum seekers doubled since the last reporting period. Funding for transgender people increased more than threefold, funding for older adults increased more than sixfold, and funding for sex workers increased nearly tenfold. While we could not identify any funding for sex workers over the two-year period of 2013-2014, we identified more than \$600,000 in funding over the two-year period of 2015-2016.

LGBTI FUNDING FOR WESTERN EUROPE, BY SELECTED POPULATIONS (2013-2016)

ONE COIN = \$1 MILLION



TOTAL FUNDING

2015-16	2013-14
\$37,510,193	\$22,145,075



CHILDREN & YOUTH

2015-16	2013-14
\$7,582,462	\$3,754,855



MIGRANTS, REFUGEES & ASYLUM SEEKERS

2015-16	2013-14
\$2,117,314	\$544,227



INTERSEX PEOPLE

2015-16	2013-14
\$607,042	\$0



OLDER ADULTS

2015-16	2013-14
\$1,329,053	\$188,645



SEX WORKERS

2015-16	2013-14
\$728,040	\$75,000



TRANSGENDER PEOPLE

2015-16	2013-14
\$5,152,811	\$1,421,370