

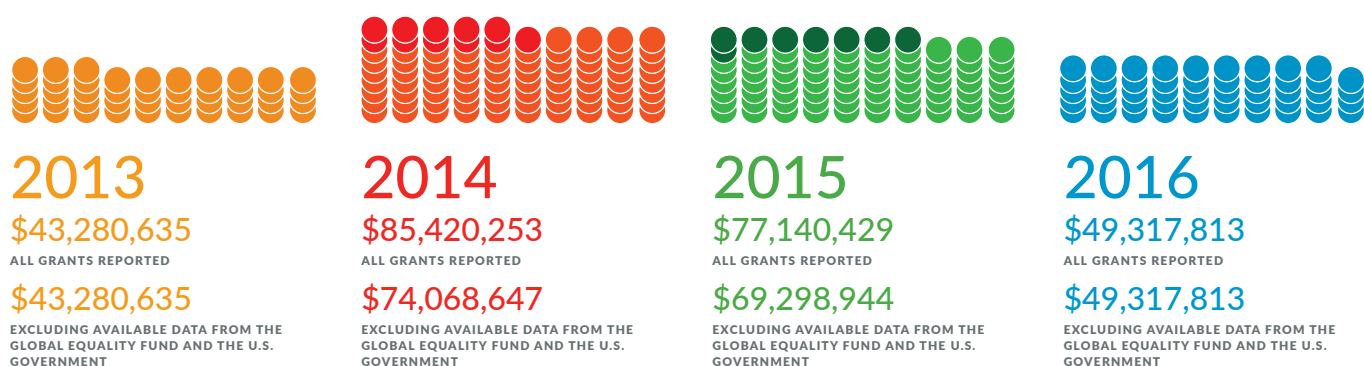
Funding for LGBTI Issues in the Global South and East

Over the two-year period of 2015-2016, 95 foundations, corporations, intermediaries, government donors and multilateral agencies awarded 2,319 grants totaling \$126.4 million for LGBTI issues in the Global South and East. For the purposes of this report, the Global South and East is defined to encompass Asia and The Pacific; Eastern Europe, Central Asia, and Russia; Latin America and The Caribbean; Middle East and North Africa; and Sub-Saharan Africa. These regions include most of the world's lower-income and middle-income countries as well as a small number of higher-income countries.

Compared to the last reporting period, funding for LGBTI issues in the Global South and East fell by \$2.3 million. Year to year, funding for LGBTI issues in the Global South and East has fluctuated considerably over the four years for which we have data, peaking in 2014 at \$85 million, followed by declines in 2015 and 2016.

FUNDING FOR LGBTI ISSUES IN THE GLOBAL SOUTH AND EAST, BY YEAR

ONE COIN = \$1 MILLION



Top Funders and Grant Recipients of LGBTI Funding for the Global South and East

The Top 10 funders of LGBTI issues for the Global South and East awarded more than \$80 million, or 58 percent of the total. Five of the top ten funders were foundations or intermediaries, and the remaining five were governments or multilateral organizations.

TOP 10 LGBTI FUNDERS FOR THE GLOBAL SOUTH AND EAST, BY TOTAL AMOUNT (2015-2016)

1	Government of Sweden — Stockholm, Sweden	\$19,707,107
2	HIVOS — The Hague, The Netherlands	\$12,321,395
3	Open Society Foundations — New York, United States	\$9,320,287
4	Global Equality Fund — Washington, D.C., United States	\$7,841,485
5	European Commission — Brussels, Belgium	\$5,611,744
6	Government of The Netherlands — The Hague, The Netherlands	\$ 5,561,680
7	American Jewish World Service — New York, United States	\$4,974,589
8	COC Netherlands — Amsterdam, The Netherlands	\$4,747,143
9	Arcus Foundation — New York, United States	\$4,422,409
10	Government of Norway — Oslo, Norway	\$3,805,058

NOTE: NOTE: Anonymous donors awarded \$6,435,000 during this period. If they appeared on the list above as a single funder, they would rank as thenumber four funder of LGBTI issues in the global South and East.

NOTE: In contrast to other sections of this report, this list of top funders includes re-granting, so as to capture the full amount of LGBTI funding flowing from (or through) each funder.

The top ten grant recipients of LGBTI funding for the Global South and East received a total of \$31.3 million, or 26 percent of the total.

TOP 10 RECIPIENTS OF LGBTI FUNDING FOR THE GLOBAL SOUTH AND EAST (2015-2016)

1	The Global Fund to Fight AIDS, Tuberculosis, and Malaria — Geneva, Switzerland	\$7,915,191
2	Department for International Development (DFID) - Southern Africa — Tshwane, South Africa	\$5,424,750
3	United Nations Development Program (UNDP) - Regional Service Centre for Africa — Addis Ababa, Ethiopia	\$4,219,250
4	UHA! EASHRI (East African Sexual Health and Rights Initiative) — Nairobi, Kenya	\$3,497,086
5	Action Aid International — Chard, England, United Kingdom	\$2,326,615
6	Swedish Federation for Lesbian, Gay, Bisexual, Transgender and Queer Rights (RFSL) — Stockholm, Sweden	\$1,928,800
7	Kaos Gay and Lesbian Cultural Research and Solidarity Association (Kaos GL) — Ankara, Turkey	\$1,722,787
8	ISEAN — Pasay City, The Philippines	\$1,499,494
9	AIDS-Fondet — Copenhagen, Denmark	\$1,453,669
10	Creating Resources for Empowerment and Action (CREA) — New Delhi, India	\$1,342,687

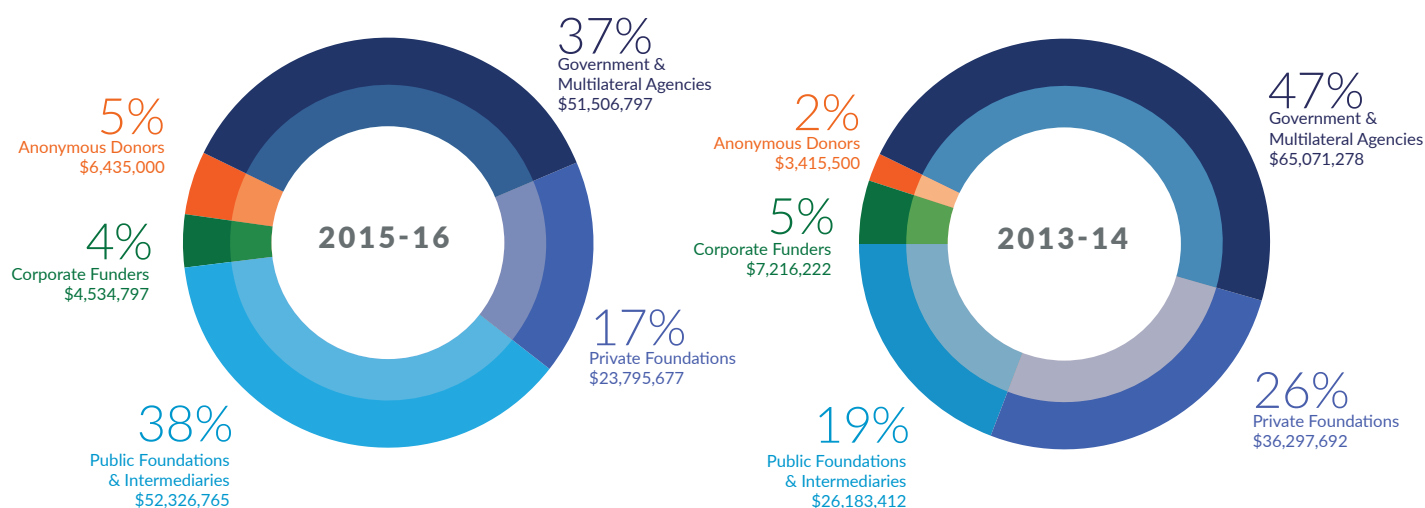
NOTE: These totals include the full amount of any multi-year grants awarded over the two year period of 2015-2016. Most of the top recipients received grants awarded for a period of three years or more. As such, the totals listed may exceed their total two-year operating revenue for 2015-2016.

NOTE: Anonymous Grantees located in various locations received 944 grants totaling \$34,574,190 during the two year period of 2015-2016.

Sources of LGBTI Funding for the Global South and East

During the two-year period of 2015-2016, the largest share (38 percent) of LGBTI funding for the Global South and East was awarded by public foundations and intermediaries. Significant shares of funding were also provided by government and multilateral agencies (37 percent) and private foundations (17 percent). Compared to the two-year period of 2013-2014, public foundations and intermediaries grew in both the amount of funding they provided as well as their share of the total. Private foundations and government and multilateral agencies decreased in their amount of funding for the Global South and East and their share of the total.

SOURCES OF LGBTI FUNDING FOR THE GLOBAL SOUTH AND EAST, 2013-2016



NOTE: This chart includes grants awarded to intermediaries for the purpose of being re-granted to other organizations.

NOTE: Figures for 2013-2014 include \$14,205,331 awarded for the Global South and East by the U.S. Government in 2014 and by the Global Equality Fund in 2014 and 2015, the only years for which these funding institutions have provided data for this report.

Issues Addressed by Funding for LGBTI Funding for the Global South and East

During the two-year period of 2015-2016, the largest share (50 percent) of LGBTI funding for the Global South and East was focused on advancing human rights—a similar level of funding as in 2013-2014, when human rights also captured a majority of funding. The second most-funded issue was health and wellbeing, which captured nearly one-third of funding for the Global South and East. The overwhelming majority of LGBTI health funding for the Global South and East was focused on HIV/AIDS, which saw a 50-percent increase compared to 2013-2014. Most other issue areas saw decreases compared to 2013-2014.

LGBTI FUNDING FOR THE GLOBAL SOUTH AND EAST, BY ISSUE ADDRESSED (2013-2016)

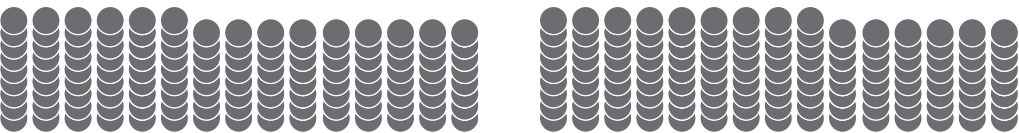
	2015-16		2013-14	
HUMAN RIGHTS	\$63,596,656	50%	\$66,096,265	51%
Challenging Anti-LGBTQI Laws	\$1,176,094	1%	\$1,612,061	1%
Decriminalization and Criminal Justice Reform	\$210,170	<1%	\$293,464	<1%
Gender Identity Protections	\$5,211,886	4%	\$2,078,444	2%
Human Rights (General)	\$52,678,366	42%	\$54,642,334	41%
Marriage/Civil Unions	\$350,506	<1%	\$474,187	<1%
Migration and Refugee Issues	\$411,508	<1%	\$734,646	1%
Nondiscrimination Protections	\$1,163,213	1%	\$1,408,273	1%
Sex Worker Rights	\$386,342	<1%	N/A	
Sexual and Reproductive Rights/Justice	\$2,008,571	2%	\$4,852,857	4%
HEALTH AND WELLBEING	\$38,206,322	30%	\$28,667,339	22%
Cultural Competence and Data Collection	\$270,403	<1%	\$1,184,562	1%
General Health Services and Health Promotion	\$2,269,411	2%	\$1,390,781	3%
HIV/AIDS	\$35,388,409	28%	\$21,457,388	17%
Mental Health, Substance Abuse, and Suicide Prevention	\$110,666	<1%	\$830,073	1%
Sexual and Reproductive Health	\$167,432	<1%	\$3,804,535	3%
STRENGTHENING COMMUNITIES, FAMILIES, & VISIBILITY	\$7,240,950	6%	\$9,097,034	7%
Community Building and Empowerment	\$2,282,708	2%	\$4,102,340	3%
Religion	\$2,620,532	2%	\$2,047,078	2%
Sports	\$37,775	<1%	N/A	
Strengthening Families	\$186,422	<1%	\$431,190	<1%
Visibility	\$2,113,513	<1%	\$2,516,427	2%
CONFRONTING VIOLENCE, HOMOPHOBIA, BIPHOBIA, & TRANSPHOBIA	\$3,314,806	3%	\$7,563,783	6%
Anti-Violence	\$960,163	1%	\$2,802,468	2%
Homophobia, Biphobia, and Transphobia	\$2,354,643	1%	\$4,761,315	4%
ECONOMIC ISSUES	\$496,923	<1%	\$1,505,186	1%
Housing and Homelessness	\$351,549	<1%	\$8,000	<1%
Labor and Employment	\$145,374	<1%	\$1,497,186	1%
EDUCATION & SAFE SCHOOLS	\$930,014	1%	\$1,743,415	1%
Education	\$370,611	<1%	\$1,292,262	1%
Safe Schools	\$559,403	<1%	\$451,153	<1%
OTHER ISSUES	\$12,672,572	10%	\$14,027,865	11%
Multi-Issue	\$2,144,429	2%	\$4,931,917	4%
Philanthropy	\$1,694,253	1%	\$1,203,720	1%
Unspecified	\$8,833,889	7%	\$7,892,228	6%
GRAND TOTAL	\$126,458,242		\$128,700,887	

Population Focus of LGBTI Funding for the Global South and East

As with LGBTI funding overall, the vast majority of LGBTI funding for the Global South and East did not focus on any specific sub-population. Funding for several key populations in the Global South and East decreased in 2015-2016 compared to 2013-2014. In particular, funding for transgender communities decreased by more than \$3 million, or 15 percent. Funding for migrants, refugees, and asylees also dropped notably, from \$1.8 million to about \$225,000. This two-year period saw increases for intersex communities and for sex workers.

LGBTI FUNDING FOR THE GLOBAL SOUTH AND EAST, BY POPULATION FOCUS, 2013-2016

ONE COIN = \$1 MILLION




TOTAL FUNDING

2015-16	2013-14
\$126,458,242	\$128,700,887



CHILDREN & YOUTH

2015-16	2013-14
\$5,171,593	\$6,724,634



MIGRANTS, REFUGEES & ASYLUM SEEKERS

2015-16	2013-14
\$225,357	\$1,779,452



INTERSEX PEOPLE

2015-16	2013-14
\$1,315,625	\$660,807



OLDER ADULTS

2015-16	2013-14
\$0	\$154,643



SEX WORKERS

2015-16	2013-14
\$6,629,325	\$5,069,511



TRANSGENDER PEOPLE

2015-16	2013-14
\$17,453,389	\$20,597,476

SNAPSHOT

LGBTI Funding for Asia and The Pacific

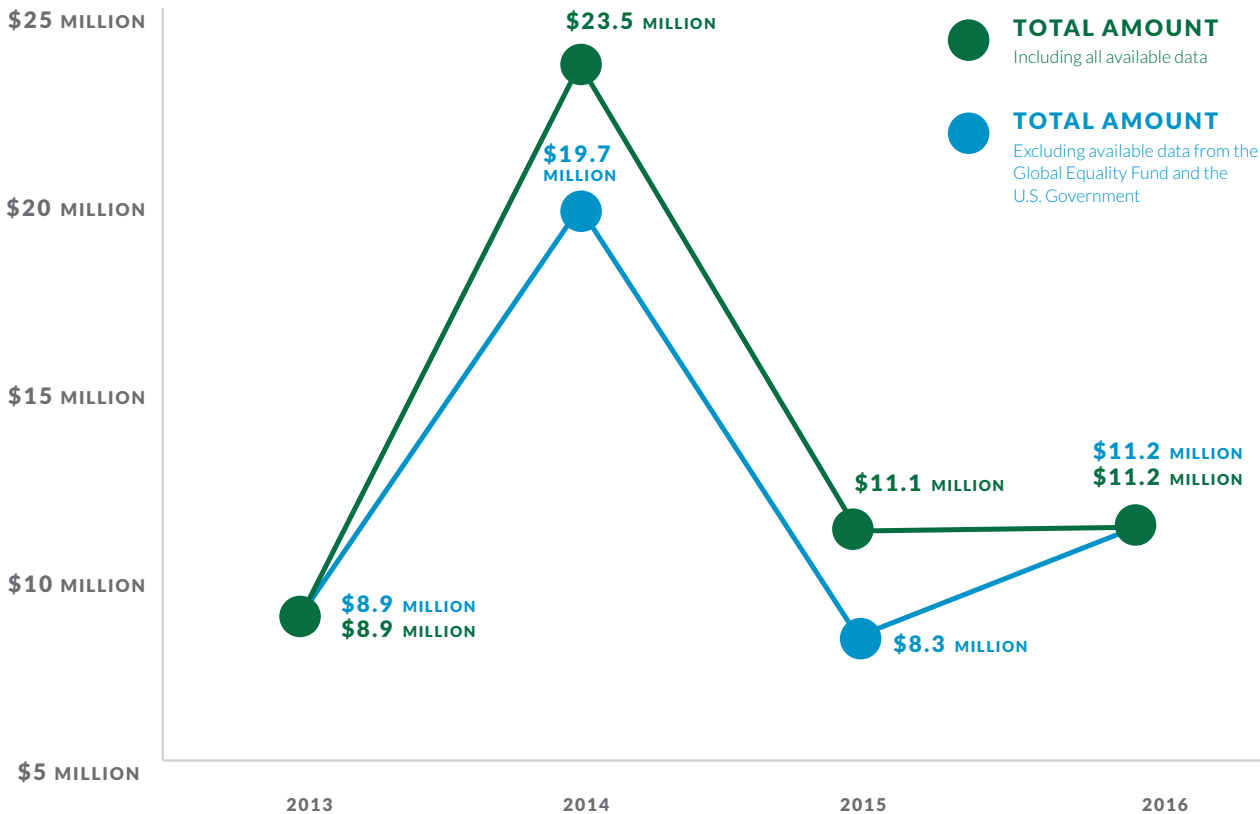
ASIA AND THE PACIFIC, 2015-2016

475	\$51,686	\$18,830	\$22.2 MILLION
NUMBER OF GRANTS	AVERAGE GRANT	MEDIAN GRANT	TOTAL FUNDING

Over the two-year period of 2015-2016, 53 funders awarded \$22.5 million to organizations and projects working on LGBTI issues in Asia and The Pacific. Despite the addition of 22 funders working in the region there was \$10.2 million decrease in funding compared to the last reporting period.

The region saw a significant increase in funding in 2014 when several funders made large investments in human rights and HIV/AIDS work – five funders accounted for over 40 percent of all funding to the region in 2014.

LGBTI FUNDING FOR ASIA AND THE PACIFIC (2013-2016)



LGBTI Funding for Asia and The Pacific, by Sub-Region

The majority of funding to the region was focused on Southeast Asia, accounting for over \$7.1 million, or 32 percent, of funding to the region.

LGBTI FUNDING FOR ASIA AND THE PACIFIC, BY SUB-REGION (2013-2016)

	2015-16		2013-14	
EAST ASIA	\$3,506,156	16%	\$5,259,587	16%
OCEANIA	\$659,541	3%	\$92,998	<1%
SOUTH ASIA	\$5,541,772	25%	\$4,030,089	12%
SOUTHEAST ASIA	\$7,199,788	32%	\$17,067,792	53%
WHOLE REGION FOCUS / UNSPECIFIED	\$5,369,489	24%	\$6,027,742	19%
GRAND TOTAL	\$22,276,746		\$32,478,207	

Top Funders of LGBTI Funding for Asia and The Pacific

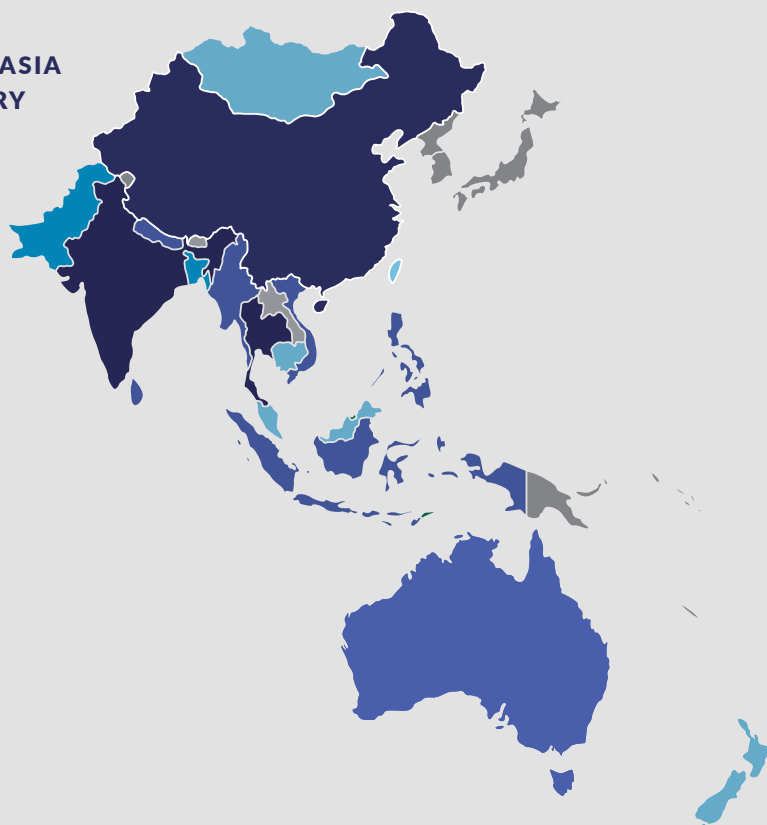

Collectively, the top ten funders for the region awarded \$13.8 million, accounting for nearly 60 percent of all funding for LGBTI issues in Asia and the Pacific.

TOP 10 FUNDERS OF LGBTI ISSUES IN ASIA AND THE PACIFIC (2015-2016)

1	Global Equality Fund — Washington, D.C., United States	\$2,759,123
2	Open Society Foundations — New York, United States	\$1,671,038
3	HIVOS — The Hague, The Netherlands	\$1,668,983
4	Global Fund for Women — New York, United States	\$1,617,500
5	Astraea Lesbian Foundation for Justice — New York, United States	\$1,538,371
6	Robert Carr Civil Society Networks Fund — Amsterdam, The Netherlands	\$979,000
7	Arcus Foundation — New York, United States	\$940,770
8	M.A.C. AIDS Fund — New York, United States	\$906,652
9	AmplifyChange — Bath, United Kingdom	\$898,005
10	amfAR, Foundation for AIDS Research — New York, United States	\$875,039

NOTE: In contrast to other sections of this report, this list of top funders includes re-granting, so as to capture the full amount of LGBTI funding flowing from (or through) each funder.

**MAP OF LGBTI FUNDING FOR ASIA
AND THE PACIFIC, BY COUNTRY
(2015-2016)**



Australia	\$491,027	
Bangladesh	\$217,028	
Cambodia	\$63,230	
China	\$2,083,779	
Fiji	\$57,230	
Hong Kong	\$55,000	
India	\$3,654,830	
Indonesia	\$932,432	
Malaysia	\$116,657	
Mongolia	\$180,894	
Myanmar	\$814,171	
Nepal	\$588,652	
New Zealand	\$111,284	
Pakistan	\$238,735	
Philippines	\$655,845	
Singapore	\$10,000	
South Korea	\$18,057	
Sri Lanka	\$456,643	
Taiwan	\$18,887	
Thailand	\$2,603,725	
Timor Leste	\$32,591	
Vietnam	\$429,263	
Multiple Countries/Unspecified	\$7,852,025	

LGBTI Funding for Asia and The Pacific, by Recipient Location

The majority of LGBTI funding focused on Asia and The Pacific went to grantees in the region while 7 percent was awarded to organizations based in France, South Africa, Sweden, Switzerland, and the United States.

LOCATION OF GRANTEEES FUNDED FOR WORK IN ASIA AND THE PACIFIC (2015-2016)



Issues Addressed by LGBTI Funding for Asia and the Pacific

Over the two-year period of 2015-2016, funding for Human Rights received the largest share of funding for LGBTI issues, followed by funding for Health and Wellbeing. While funding for Health and Wellbeing was the highest funded issue in the 2013-2014 reporting period.

LGBTI FUNDING IN ASIA AND THE PACIFIC, BY ISSUE ADDRESSED (2013-2016)

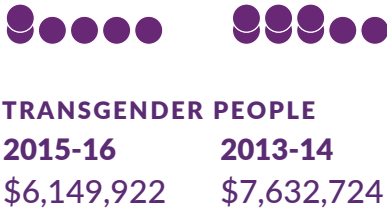
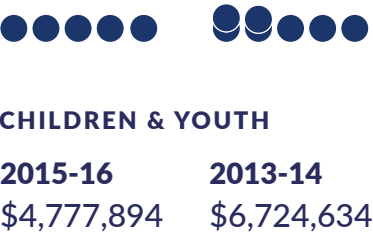
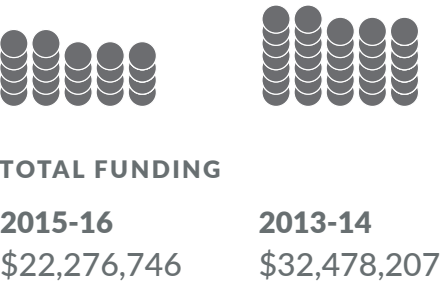
	2015-16		2013-14	
HUMAN RIGHTS	\$10,677,273	48%	\$11,001,615	34%
Challenging Anti-LGBTQI Laws	\$355,202	2%	\$50,000	<1%
Human Rights (General)	\$9,255,993	42%	\$9,283,185	29%
Decriminalization and Criminal Justice Reform	\$210,170	1%	\$79,201	<1%
Gender Identity Protections	\$621,371	3%	\$142,390	<1%
Migration and Refugee Issues	\$126,050	<1%	-	
Marriage/Civil Unions	\$93,530	<1%	\$30,000	<1%
Nondiscrimination Protections	\$14,957	<1%	\$196,914	1%
Sexual and Reproductive Rights and Justice	-	-	\$1,219,926	4%
HEALTH AND WELLBEING	\$6,166,208	28%	\$13,787,429	42%
Cultural Competence and Data Collection	\$22,000	<1%	\$23,680	<1%
General Health Services and Health Promotion	\$592,963	3%	\$515,000	2%
HIV/AIDS	\$5,359,066	24%	\$10,386,836	32%
Sexual and Reproductive Health	\$19,932	<1%	\$2,458,300	8%
STRENGTHENING COMMUNITIES, FAMILIES, & VISIBILITY	\$1,239,675	6%	\$1,283,633	4%
Community Building and Empowerment	\$787,737	4%	\$500,771	2%
Sports	\$5,378	<1%	-	-
Strengthening Families	\$76,713	<1%	\$159,425	<1%
Visibility	\$369,847	2%	\$568,757	2%
CONFRONTING VIOLENCE, HOMOPHOBIA, BIPHOBIA, & TRANSPHOBIA	\$355,266	2%	\$1,302,840	4%
Anti-Violence	\$307,100	2%	\$602,718	2%
Homophobia, Biphobia, and Transphobia	\$48,166	<1%	\$700,123	2%
EDUCATION & SAFE SCHOOLS	\$90,000	<1%	\$737,955	2%
Education	\$90,000	<1%	\$737,955	2%
ECONOMIC ISSUES	\$11,714,091	4%	\$7,925,702	4%
Housing and Homelessness	\$48,057	<1%	\$8,000	<1%
Labor and Employment	-	-	\$355,241	1%
OTHER ISSUES	\$13,624,282	5%	\$9,771,144	4%
Multi-Issue	\$422,438	2%	\$1,863,132	6%
Philanthropy	\$50,000	<1%	-	-
Unspecified	\$3,227,829	14%	\$2,138,361	7%
GRAND TOTAL	\$22,276,746		\$32,478,207	

Population Focus of LGBTI Funding for Asia and The Pacific

Over the two-year period of 2015-2016, funding for most key populations in the region decreased, with the exception of funding for intersex people, which saw an increase in funding from the 2013-2014 reporting period, when this key population received no funding.

LGBTI FUNDING FOR ASIA AND THE PACIFIC, BY SELECTED POPULATIONS (2013-2016)

ONE COIN = \$1 MILLION



SNAPSHOT

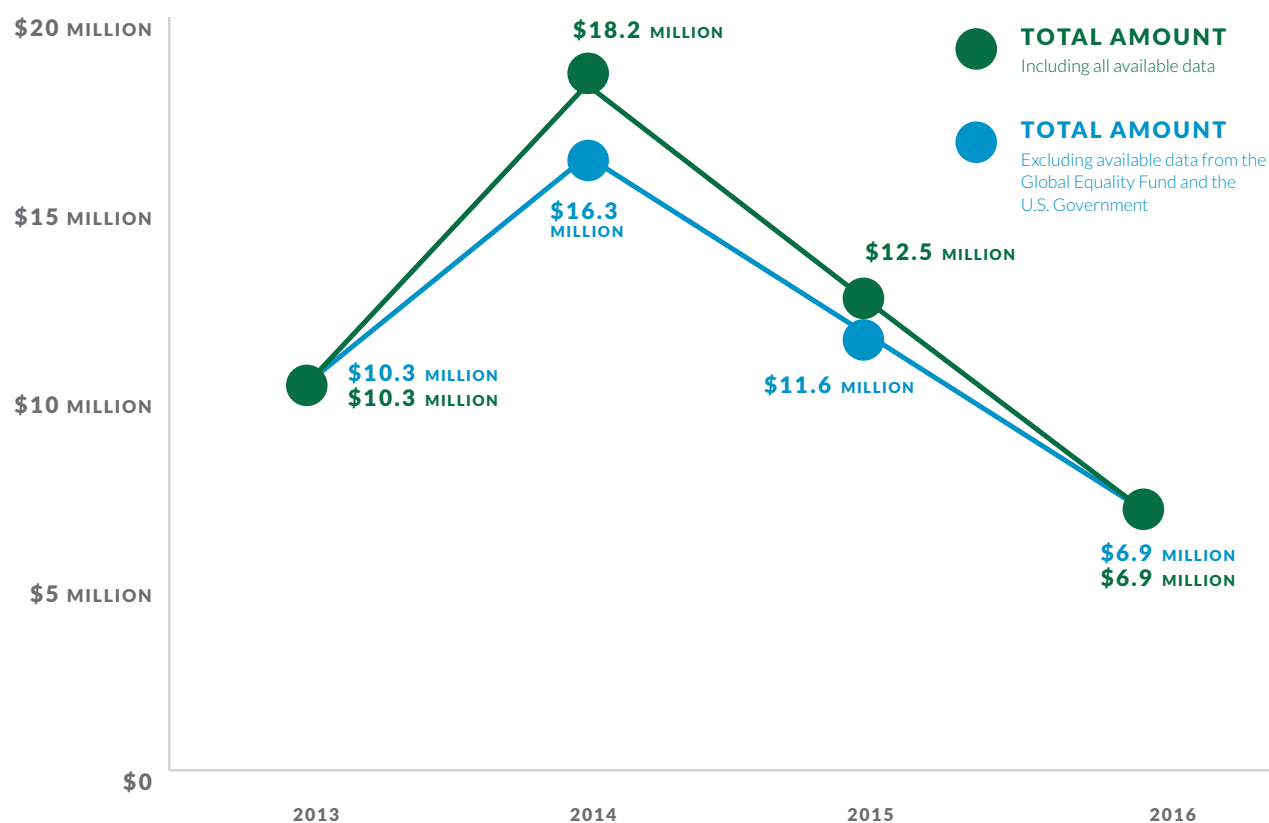
LGBTI Funding for Eastern Europe, Russia, and Central Asia

EASTERN EUROPE, CENTRAL ASIA, AND RUSSIA, 2015-2016

482	\$46,706	\$16,593	\$19.3 MILLION
NUMBER OF GRANTS	AVERAGE GRANT	MEDIAN GRANT	TOTAL FUNDING

Over the two-year period of 2015-2016, 45 funders awarded \$19.3 million to organizations and projects working on LGBTI issues in Eastern Europe, Russia, and Central Asia. Despite the addition of new funders, the region experienced a decrease in 2015-2016.

LGBTI FUNDING FOR EASTERN EUROPE, RUSSIA, AND CENTRAL ASIA (2013-2016)



LGBTI Funding for Eastern Europe, Russia, and Central Asia

Eastern Europe has consistently received the largest share of funding for LGBTI issues in the region, accounting for 71 percent of all funding to Eastern Europe, Russia, and Central Asia in the 2015-2016 reporting period.

Funding for Russia decreased from 29 percent of LGBTI funding in the region to under ten percent in this latest reporting period.

LGBTI FUNDING FOR EASTERN EUROPE, RUSSIA, AND CENTRAL ASIA, BY SUB-REGION (2013-2016)

	2015-16		2013-14	
CENTRAL ASIA	\$461,747	2%	\$1,171,347	4%
EASTERN EUROPE	\$13,814,917	71%	\$16,664,511	58%
RUSSIA	\$1,526,012	8%	\$7,870,229	29%
WHOLE REGION FOCUS/ UNSPECIFIED	\$3,533,769	18%	\$2,789,151	18%
GRAND TOTAL	\$19,336,445		\$28,495,238	

Top Funders of LGBTI Funding for Eastern Europe, Russia, and Central Asia

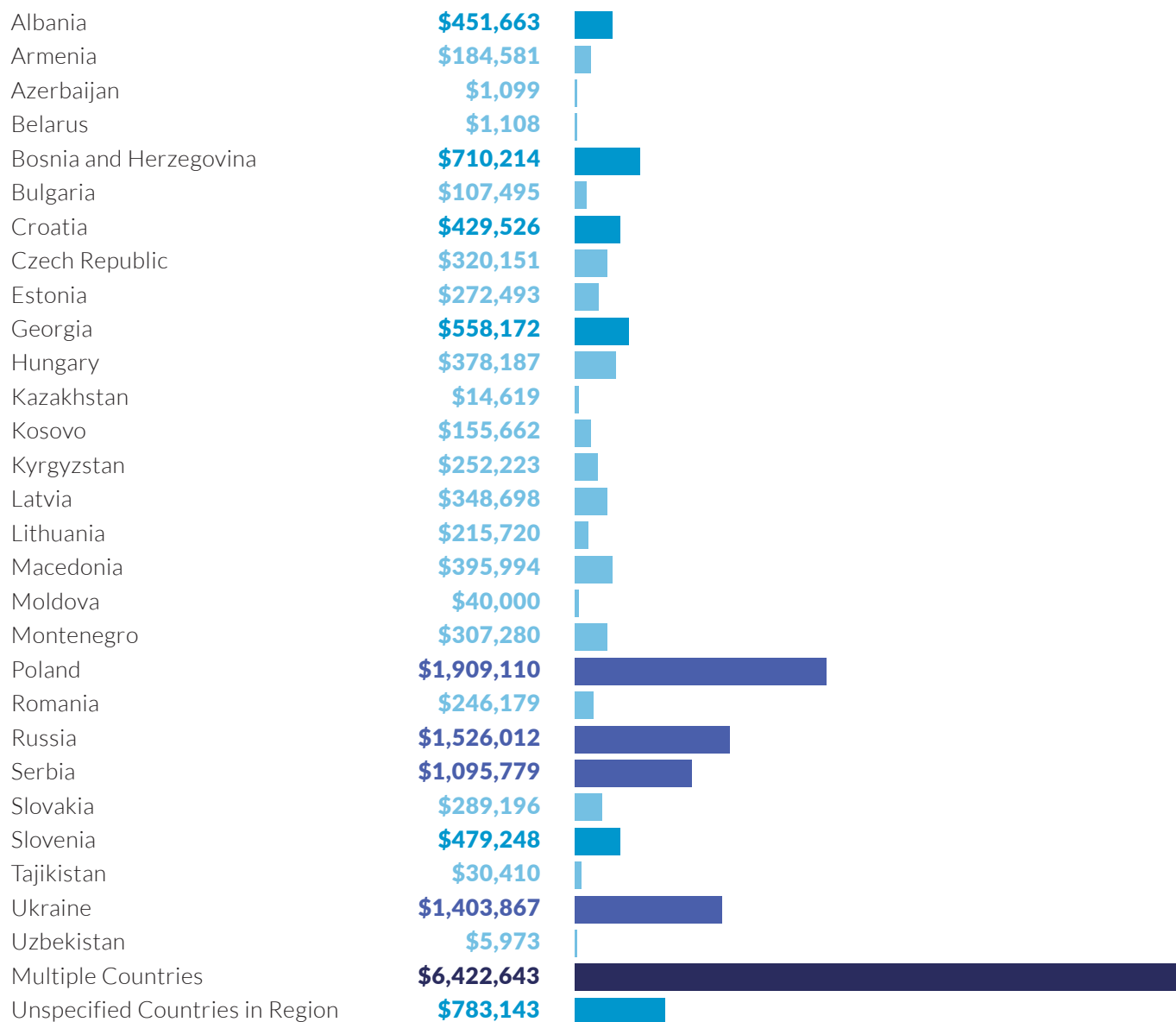
Collectively, the top ten funders in the region awarded \$16.2 million, accounting for nearly 80 percent of all funding for LGBTI issues in Eastern Europe, Russia, and Central Asia.

TOP 10 FUNDERS OF LGBTI ISSUES IN EASTERN EUROPE, RUSSIA, AND CENTRAL ASIA (2015-2016)

1	Government of Sweden — Stockholm, Sweden	\$3,245,310
2	EEA and Norway Grants (Iceland, Liechtenstein and Norway) — Brussels, Belgium	\$2,663,450
3	Government of The Netherlands — The Hague, The Netherlands	\$2,424,797
4	Open Society Foundations — New York, United States	\$2,157,459
5	COC Netherlands — Amsterdam, The Netherlands	\$1,774,193
6	Sigrid Rausing Trust — London, United Kingdom	\$982,671
7	Global Equality Fund — Washington, D.C., United States	\$891,936
8	ILGA-Europe — Brussels, Belgium	\$778,331
9	European Commission — Brussels, Belgium	\$673,726
10	Government of Germany — Berlin, Germany	\$618,723

NOTE: In contrast to other sections of this report, this list of top funders includes re-granting, so as to capture the full amount of LGBTI funding flowing from (or through) each funder.

**MAP OF LGBTI FUNDING
FOR EASTERN EUROPE,
RUSSIA, AND CENTRAL
ASIA (2015-2016)**



LGBTI Funding for Eastern Europe, Russia, and Central Asia, by Recipient Location

Nearly 15 percent of funding for LGBTI issues in Eastern Europe, Russia, and Central Asia went to grantees based outside of the region, including organizations based in France, Sweden, The Netherlands, and the United States.

LOCATION OF GRANTEEES FUNDED FOR WORK IN EASTERN EUROPE, RUSSIA, AND CENTRAL ASIA



Issues Addressed by LGBTI Funding for Eastern Europe, Russia, and Central Asia

Funding for Human Rights continued to be the most funded issue area in Eastern Europe, Russia, and Central Asia despite a notable decrease from the nearly \$17 million awarded to the category in 2013-2014.

LGBTI FUNDING IN EASTERN EUROPE, RUSSIA, AND CENTRAL ASIA, BY ISSUE ADDRESSED (2013-2016)

	2015-16		2013-14	
HUMAN RIGHTS	\$11,535,085	60%	\$16,829,447	59%
Challenging Anti-LGBTQI Laws	\$79,109	<1%	\$100,000	<1%
Decriminalization and Criminal Justice Reform	-		\$5,910	<1%
Gender Identity Protections	\$1,158,352	6%	\$352,272	1%
Human Rights (General)	\$9,691,530	50%	\$15,262,183	54%
Migration and Refugee Issues	-		-	
Marriage/Civil Unions	\$206,153	1%	\$173,579	1%
Nondiscrimination Protections	\$226,649	1%	\$641,231	2%
Sex Worker Rights	\$134,056	1%		
Sexual and Reproductive Rights/Justice	\$39,235	<1%	\$163,442	1%
HEALTH AND WELLBEING	\$2,470,295	13%	\$2,809,060	10%
Cultural Competence and Data Collection	-		\$224,446	1%
General Health Services and Health Promotion	\$153,613	1%	-	
HIV/AIDS	\$2,281,649	12%	\$2,329,106	8%
Mental Health, Substance Abuse, and Suicide Prevention	\$24,050	<1%	\$183,703	1%
Primary Care	\$10,984	<1%	\$6,826	<1%
STRENGTHENING COMMUNITY, FAMILIES, AND VISIBILITY	\$1,636,493	8%	\$2,334,689	8%
Community Building and Empowerment	\$623,255	3%	\$1,471,689	5%
Religion	\$171,000	1%	-	
Sports	\$5,206	<1%	-	
Strengthening Families	\$105,592	1%	\$121,765	<1%
Visibility	\$731,440	4%	\$741,235	3%
CONFRONTING VIOLENCE, HOMOPHOBIA, BIPHOBIA, & TRANSPHOBIA	\$1,296,662	7%	\$3,546,310	12%
Anti-Violence	\$326,037	2%	\$558,755	2%
Homophobia, Biphobia, and Transphobia	\$970,625	5%	\$2,987,555	1<1%
EDUCATION AND SAFE SCHOOLS	\$550,688	3%	\$632,110	2%
Education	\$5,593	<1%	\$247,847	1%
Safe Schools	\$545,095	3%	\$384,263	1%
ECONOMIC ISSUES	\$259,906	1%	\$116,512	<1%
Housing and Homelessness	\$167,446	1%		
Labor and Employment	\$92,459	1%	\$116,512	<1%
OTHER ISSUES	\$1,587,317	8%	\$2,227,111	8%
Multi-Issue	\$378,881	2%	\$507,005	2%
Philanthropy	-		-	
Unspecified	\$1,208,436	6%	\$1,720,106	6%
GRAND TOTAL	\$19,336,445		\$28,495,238	

Population Focus of LGBTI Funding for Eastern Europe, Russia, and Central Asia

Over the two-year period of 2015-2016, funding for most selected populations either remained static or decreased, reflecting the overall decrease in funding to the region this reporting period. Transgender people in particular saw a significant decrease in funding, from \$3.7 million in 2013-2014 to just under \$2 million in this reporting period.


LGBTI FUNDING IN EASTERN EUROPE, RUSSIA, AND CENTRAL ASIA, BY POPULATION FOCUS (2013-2016)

ONE COIN = \$1 MILLION




TOTAL FUNDING

2015-16	2013-14
\$19,336,445	\$28,495,238




CHILDREN & YOUTH	
2015-16	2013-14
\$1,027,552	\$1,256,052



MIGRANTS, REFUGEES & ASYLUM SEEKERS	
2015-16	2013-14
\$33,300	\$123,248




INTERSEX PEOPLE	
2015-16	2013-14
\$161,711	\$0



OLDER ADULTS	
2015-16	2013-14
\$0	\$44,643



SEX WORKERS	
2015-16	2013-14
\$282,812	\$271,890



TRANSGENDER PEOPLE	
2015-16	2013-14
\$1,926,945	\$3,798,773

SNAPSHOT

LGBTI Funding for Latin America and the Caribbean

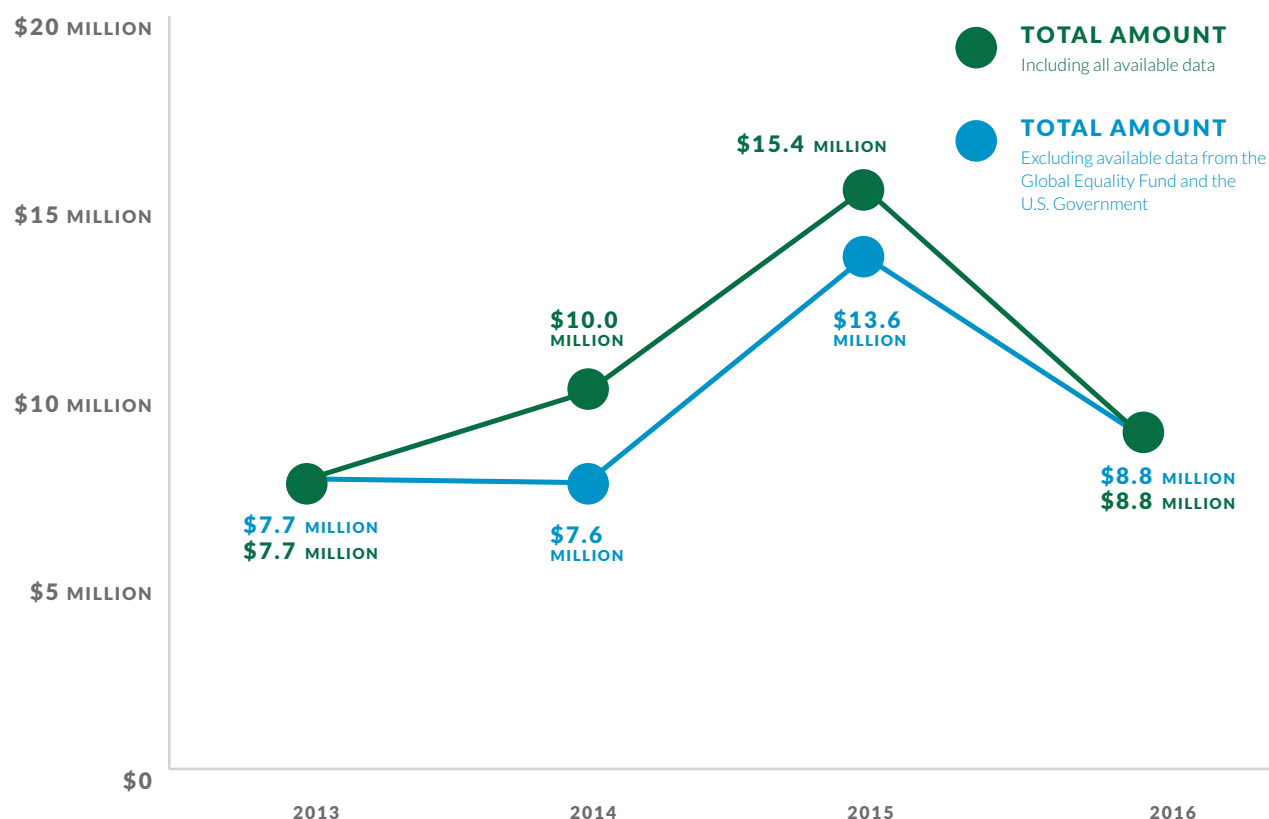
LATIN AMERICA AND THE CARIBBEAN, 2015-2016

384	\$71,027	\$14,950	\$24.2 MILLION
NUMBER OF GRANTS	AVERAGE GRANT	MEDIAN GRANT	TOTAL FUNDING

Over the two-year period of 2015-2016, 45 funders awarded \$24.1million to organizations and projects working on LGBTI issues in Latin America and the Caribbean. This represents an increase of nearly \$5 million compared to 2013-2014, making it one of the few regions in the Global South and East to experience notable growth.

Excluding the limited 2015 and 2016 data available from the U.S. and the Global Equality Fund, funding grew in both 2014 and 2015, and then decreased in 2016.

LGBTI FUNDING FOR LATIN AMERICA AND THE CARIBBEAN (2013-2016)



LGBTI Funding for Latin America and the Caribbean, by Sub-Region

In 2015-2016, Central America and Mexico received the largest share of funding for the region (35 percent) and also saw the largest increase since 2013-2014. The Caribbean also saw notable growth but was outpaced by regional level funding or funding with an unspecified destination within the region. South America was the only sub-region in Latin America to see a decline in funding, falling by nearly one-third from 2013-2014.

LGBTI FUNDING FOR LATIN AMERICA AND THE CARIBBEAN, BY SUB-REGION, 2013-2016

	2015-16		2013-14	
CARIBBEAN	\$5,377,900	22%	\$3,535,914	20%
CENTRAL AMERICA AND MEXICO	\$8,370,569	35%	\$5,679,209	32%
SOUTH AMERICA	\$4,800,515	20%	\$5,709,664	32%
WHOLE REGION FOCUS/ UNSPECIFIED	\$5,615,719	23%	\$2,797,503	16%
GRAND TOTAL	\$24,164,704		\$17,722,290	

Top Funders of LGBTI Funding for Latin America and the Caribbean

Collectively, the top ten funders awarded \$18.7 million, accounting for more than three-quarters of LGBTI funding for Latin America and the Caribbean. Eight of the top ten were based in the United States, and two were based in Western Europe.

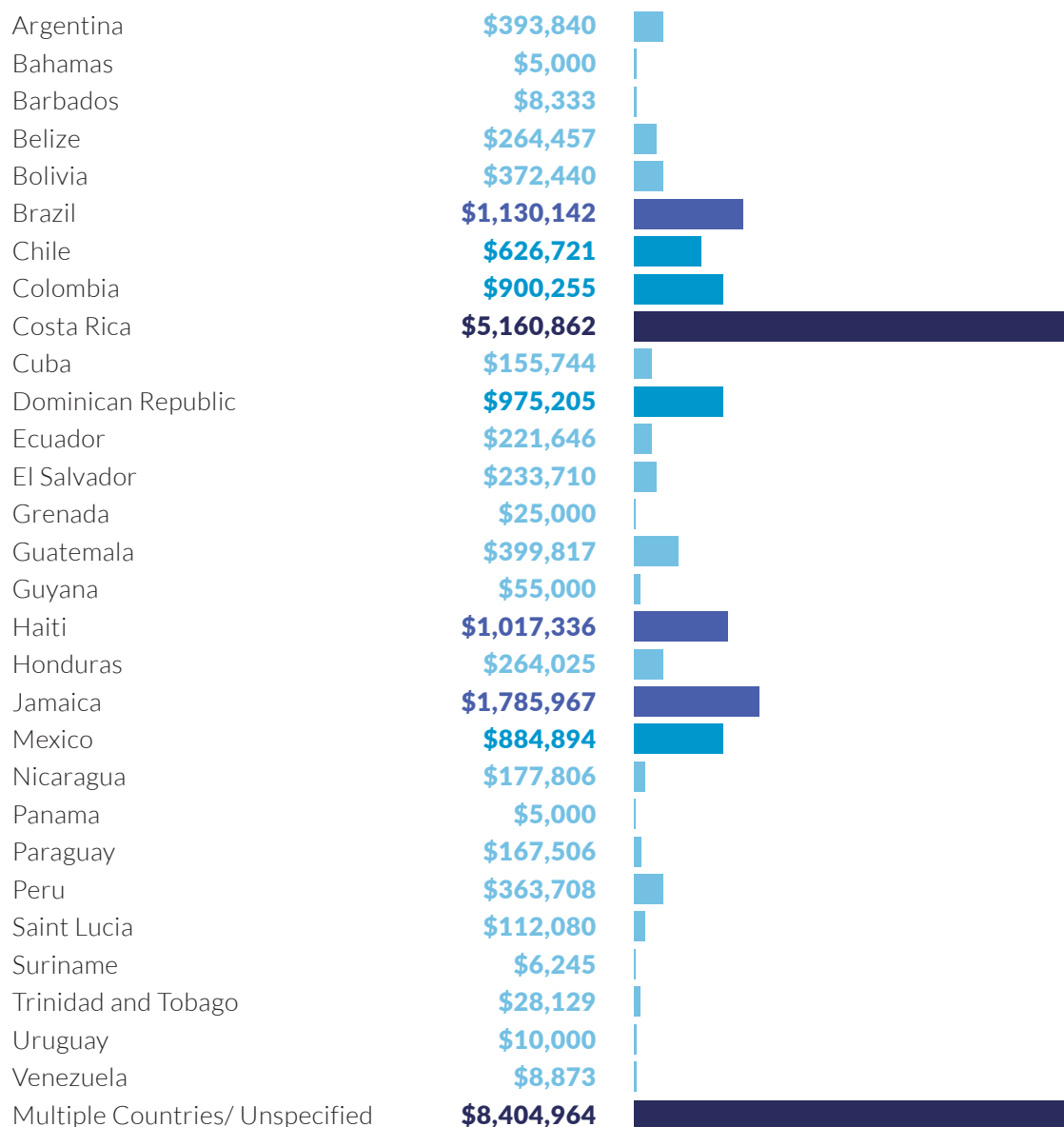

TOP TEN FUNDERS OF LGBTI ISSUES FOR LATIN AMERICA AND THE CARIBBEAN, 2015-2016

1	HIVOS — The Hague, The Netherlands	\$7,324,007
2	European Commission — Brussels, Belgium	\$2,700,648
3	Global Equality Fund — Washington, D.C., United States	\$1,765,101
4	Ford Foundation — New York, United States	\$1,050,000
5	M.A.C. AIDS Fund — New York, United States	\$1,037,787
6	American Jewish World Service — New York, United States	\$1,035,620
7	Open Society Foundations — New York, United States	\$919,174
8	Astraea Lesbian Foundation for Justice — New York, United States	\$915,571
9	Tides Foundation — San Francisco, United States	\$835,290
10	Foundation for a Just Society — New York, United States	\$750,000

NOTE: Anonymous donors awarded \$1,130,000 during this period. If they appeared on the list above as a single funder, they would rank as the number six funder of LGBTI issues in Latin America and the Caribbean.

NOTE: In contrast to other sections of this report, this list of top funders includes re-granting, so as to capture the full amount of LGBTI funding flowing from (or through) each funder.

MAP OF LGBTI FUNDING FOR LATIN AMERICA AND THE CARIBBEAN, BY COUNTRY (2015-2016)



LGBTI Funding for Latin America and the Caribbean, by Recipient Location

Approximately \$6.4 million, or nearly one-quarter of funding for the region, was awarded to grantee organizations located outside Latin America and the Caribbean. These grant recipients were located in Canada, Sweden, Switzerland, and the United States.

LOCATION OF GRANTEEES FUNDED FOR WORK IN ASIA AND THE PACIFIC (2015-2016)



Issues Addressed by LGBTI Funding for Latin America and the Caribbean

Looking at LGBTI funding for Latin America and the Caribbean by issue addressed, Human Rights accounted for the majority of funding (49 percent), an increase of \$3.7 million over 2013-2014. Health and Wellbeing was the second most well-funded issue, nearly doubling since 2013-2014 and garnering 20 percent of the total, the bulk of it devoted to HIV/AIDS treatment and prevention. Funding to address violence, homophobia, and transphobia in the region saw a notable decrease since 2013-2014, falling from \$1.3 million to less than \$100,000. Funding for strengthening communities, families, and visibility also decreased, falling from \$1.2 million to less than \$300,000.

LGBTI FUNDING FOR LATIN AMERICA AND THE CARIBBEAN, BY ISSUE ADDRESSED (2013-2016)

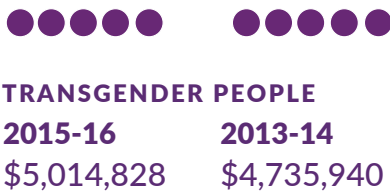
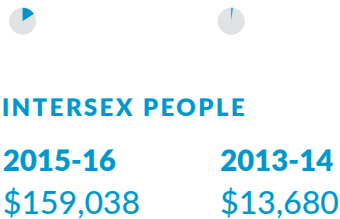
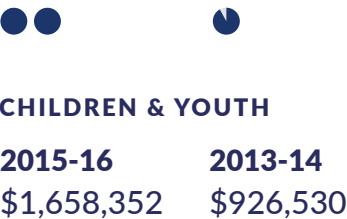
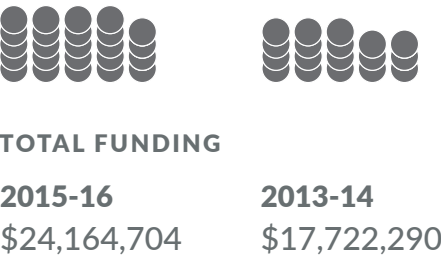
	2015-16		2013-14	
HUMAN RIGHTS	\$11,939,518	49%	\$8,246,081	47%
Challenging Anti-LGBTQI Laws	\$157,692	1%	\$0	<1%
Decriminalization and Criminal Justice Reform	\$0	<1%	\$10,000	<1%
Human Rights (General)	\$8,574,703	35%	\$6,761,416	38%
Gender Identity Protections	\$1,478,124	6%	\$276,991	2%
Migration and Refugee Issues	\$8,973	<1%	\$41,041	<1%
Marriage/Civil Unions	\$50,000	<1%	\$120,608	1%
Nondiscrimination Protections	\$0	<1%	\$292,662	2%
Sex Worker Rights	\$49,845	<1%	N/A	
Sexual and Reproductive Rights/Justice	\$1,620,182	7%	\$743,362	4%
HEALTH AND WELLBEING	\$8,575,278	35%	\$3,616,026	20%
Cultural Competence and Data Collection	\$2,000	<1%	\$80,044	<1%
General Health Services and Health Promotion	\$158,273	1%	\$25,411	<1%
HIV/AIDS	\$8,357,987	37%	\$3,109,010	18%
Insurance Coverage	\$9,017	<1%	\$0	<1%
Sexual and Reproductive Health	\$48,000	<1%	\$245,561	1%
OTHER ISSUES	\$3,205,903	13%	\$2,613,171	15%
Multi-Issue	\$354,104	2%	\$132,875	1%
Philanthropy	\$922,500	4%	\$20,100	<1%
Unspecified	\$1,929,299	8%	\$2,460,196	14%
STRENGTHENING COMMUNITIES, FAMILIES, & VISIBILITY	\$292,560	1%	\$1,175,728	7%
Community Building and Empowerment	\$137,933	1%	\$557,946	3%
Sports	\$48,731	<1%	\$0	<1%
Strengthening Families	\$11,086	<1%	\$0	<1%
Visibility	\$94,810	<1%	\$617,782	3%
CONFRONTING VIOLENCE, HOMOPHOBIA, BIPHOBIA, & TRANSPHOBIA	\$97,975	<1%	US1,268,488	7%
Anti-Violence	\$12,500	<1%	\$789,010	4%
Homophobia, Biphobia, and Transphobia	\$85,475	<1%	\$479,478	3%
EDUCATION & SAFE SCHOOLS	\$41,730	<1%	\$12,169	<1%
Education	\$41,730	<1%	\$12,169	1%
ECONOMIC ISSUES	\$11,740	<1%	\$790,628	4%
Labor and Employment	\$11,740	<1%	\$790,628	4%
GRAND TOTAL	\$24,164,704		\$17,722,290	

Population Focus of LGBTI Funding for Latin America and the Caribbean

Several sub-populations in Latin America and the Caribbean saw increases in funding in 2015-2016 compared to 2013-2014. Children and youth saw the largest increase, nearly doubling from \$900,000 to \$1.7 million. Funding for transgender communities grew by \$300,000, a six-percent increase. Funding for intersex communities grew tenfold, from less than \$15,000 to more than \$150,000. Funding for migrants and for older adult remained less than \$20,000 across both reporting periods.

LGBTI FUNDING FOR LATIN AMERICA AND THE CARIBBEAN, BY POPULATION FOCUS (2013-2016)

ONE COIN = \$1 MILLION



SNAPSHOT

LGBTI Funding for the Middle East and North Africa

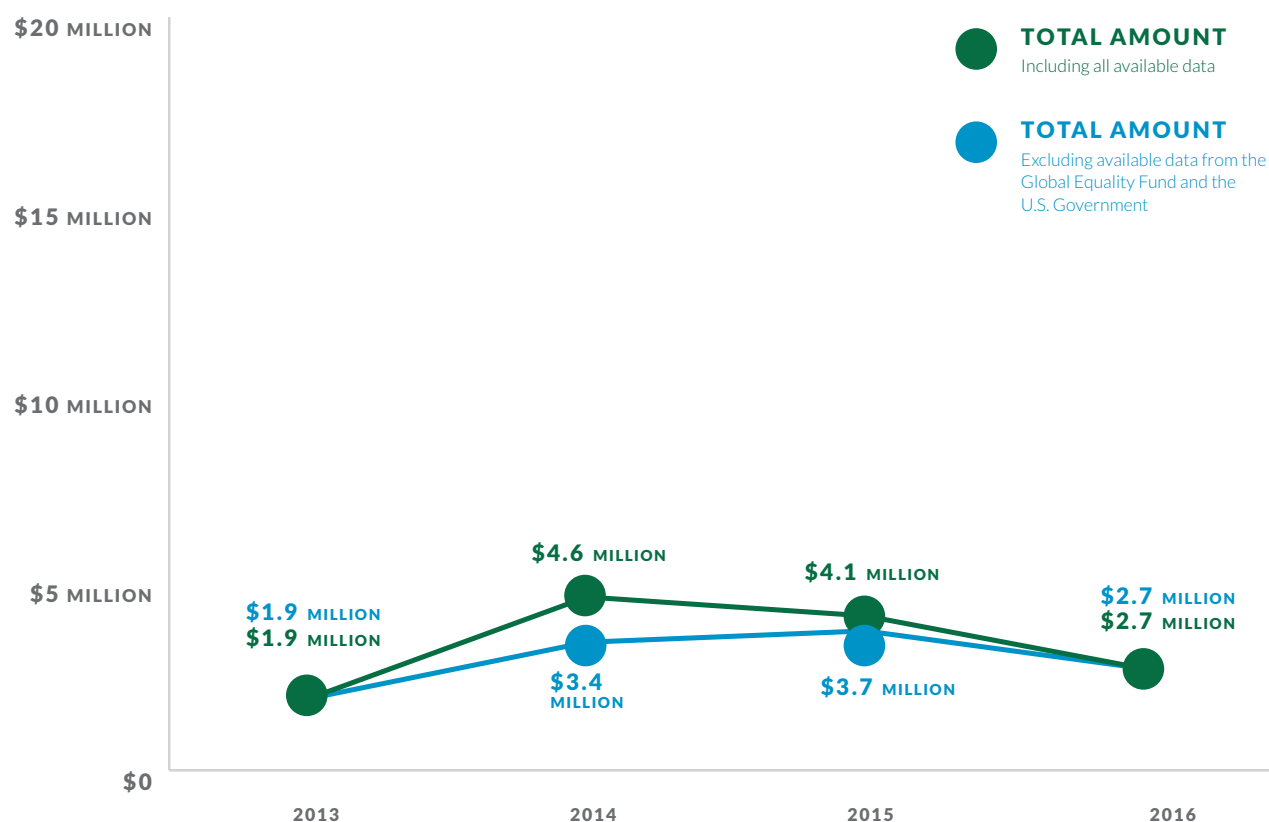
MIDDLE EAST AND NORTH AFRICA, 2015-2016

175	\$44,020	\$15,000	\$6.7 MILLION
NUMBER OF GRANTS	AVERAGE GRANT	MEDIAN GRANT	TOTAL FUNDING

Over the two-year period of 2015-2016, 33 funders awarded \$6.7 million to organizations and projects working on LGBTI issues in the Middle East and North Africa. This level of funding is largely stable compared to the \$6.6 million in funding for the region in 2013-2016.

Year to year, reported funding for the region peaked at \$4.6 million in 2014, and saw decreases in both 2015 and 2016. Excluding the limited 2015 and 2016 data available from the U.S. and the Global Equality Fund, funding grew in both 2014 and 2015, and then decreased in 2016.

LGBTI FUNDING FOR THE MIDDLE EAST AND NORTH AFRICA (2013-2016)



Top Funders of LGBTI Funding for the Middle East and North Africa

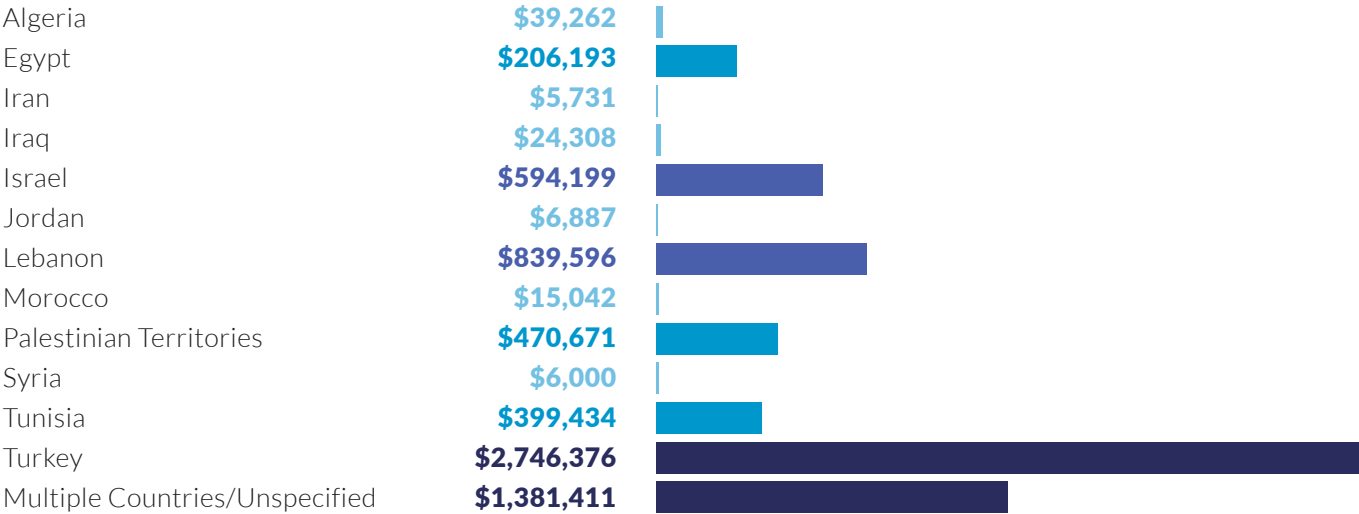
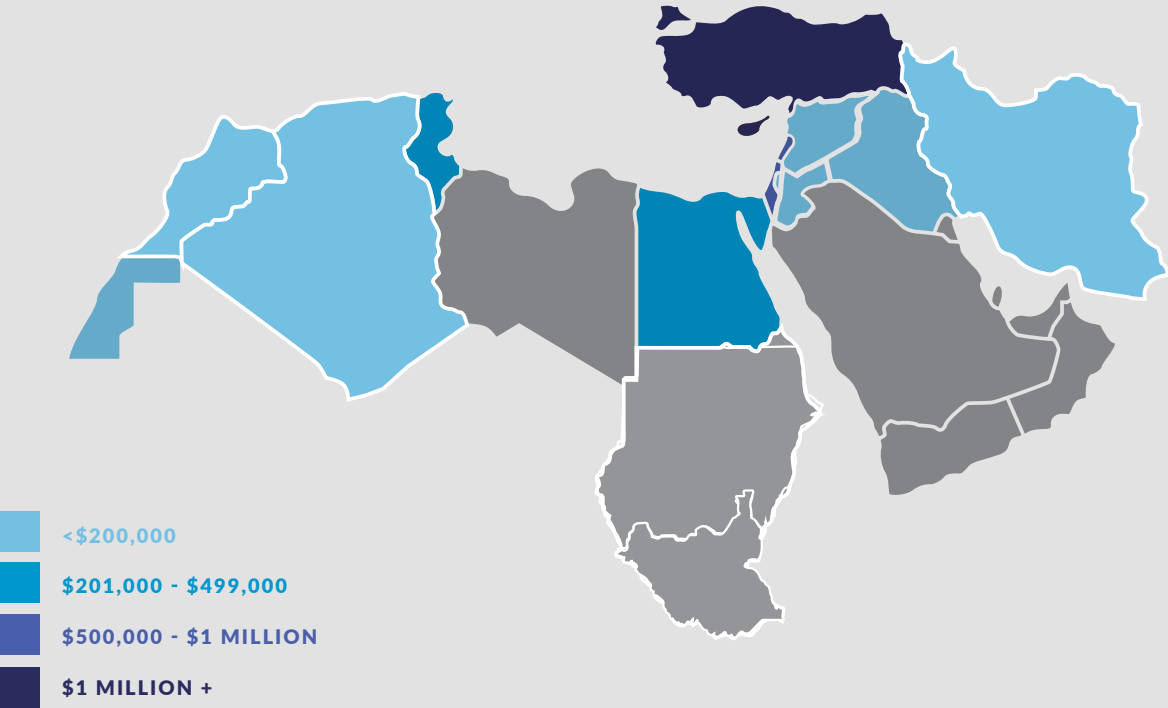
Collectively, the top ten funders of LGBTI issues in the Middle East and North Africa awarded about \$5 million, or about three-quarters of funding for the region.

TOP FUNDERS OF LGBTI FUNDING FOR THE MIDDLE EAST AND NORTH AFRICA, 2015-2016

1	Government of Sweden — Stockholm, Sweden	\$1,485,786
2	Sigrid Rausing Trust — London, United Kingdom	\$491,948
3	Open Society Foundations — New York, United States	\$474,990
4	Government of Norway — Oslo, Norway	\$454,483
5	European Commission — Brussels, Belgium	\$446,665
6	Government of The Netherlands — The Hague, The Netherlands	\$397,064
7	Global Equality Fund — Washington, D.C., United States	\$391,465
8	Heinrich Böll Stiftung — Berlin, Germany	\$327,104
9	Freedom House — Washington, D.C., United States	\$301,204
10	Arcus Foundation — New York, United States	\$275,000
10	Global Fund for Women — New York, United States	\$274,000

NOTE: In contrast to other calculations in this report, all lists of top funders include re-granting, so as to capture the full amount of LGBTI funding flowing from (or through) each funder.

**MAP OF LGBTI FUNDING FOR
THE MIDDLE EAST AND NORTH
AFRICA, BY COUNTRY (2015-2016)**



LGBTI Funding for the Middle East and North Africa by Grant Recipient Location

Ninety-four percent of funding for the Middle East and North Africa was devoted to organizations located in the region, while six percent went to organizations outside the region.

LOCATION OF GRANTEES FUNDED FOR WORK IN THE MIDDLE EAST AND NORTH AFRICA (2015-2016)



Issues Addressed by LGBTI Funding for the Middle East and North Africa

Human rights saw the largest share (\$5.3 million, or 83 percent of the total) of LGBTI funding for the Middle East and North Africa in 2015-2016, a 36-percent increase from 2013-2014. Health and wellbeing garnered the second-largest share, one-fifth of the total.

LGBTI FUNDING FOR MIDDLE EAST AND NORTH AFRICA, BY ISSUE ADDRESSED (2013-2016)

	2015-16		2013-14	
HUMAN RIGHTS	\$5,296,357	79%	\$3,897,293	59%
Human Rights (General)	\$4,694,068	70%	\$3,416,739	52%
Decriminalization and Criminal Justice Reform	\$0	<1%	\$29,067	<1%
Gender Identity Protections	\$303,563	5%	\$17,000	1%
Migration and Refugee Issues	\$64,833	1%	\$87,223	<1%
Nondiscrimination Protections	\$13,181	<1%	-	-
Sex Worker Rights	\$148,559	2%	-	4%
Sexual and Reproductive Rights and Justice	\$72,153	1%	\$282,703	<1%
HEALTH AND WELLBEING	\$603,745	9%	\$774,949	12%
HIV/AIDS	\$553,745	8%	\$685,787	10%
Mental Health, Substance Abuse, and Suicide Prevention	\$50,000	1%	\$79,162	1%
Primary Care	-	-	\$10,000	<1%
STRENGTHENING COMMUNITIES, FAMILIES, & VISIBILITY	\$233,559	3%	\$231,862	4%
Community Building/Empowerment	\$190,953	3%	\$91,665	1%
Religion	\$3,101	<1%	-	-
Visibility	\$39,505		\$140,198	2%
CONFRONTING VIOLENCE, HOMOPHOBIA, BIPHOBIA, & TRANSPHOBIA	\$24,756	<1%	US187,844	3%
Anti-Violence	\$10,601	<1%	\$36,210	1%
Homophobia, Biphobia, and Transphobia	\$14,155	<1%	\$151,634	2%
EDUCATION & SAFE SCHOOLS	-	-	\$90,304	1%
Education	\$14,155	<1%	\$90,304	1%
ECONOMIC ISSUES	-	-	\$19,853	<1%
Labor and Employment	-	-	\$19,853	<1%
OTHER ISSUES	\$576,692	9%	\$1,352,441	21%
Multi-Issue	\$165,227	3%	\$391,465	6%
Philanthropy	-	-	\$110,976	2%
Unspecified	\$411,465	6%	\$850,000	13%
GRAND TOTAL	\$6,735,108		\$6,554,547	

Population Focus of LGBTI Funding for the Middle East and North Africa

Funding for children and youth for the region exceeded \$250,000, increasing from \$0 in 2013-2014. Funding for sex workers also saw a notable increase, while funding for migrants, refugees and asylum seekers, intersex people, and transgender communities all decreased.

LGBTI FUNDING FOR MIDDLE EAST AND NORTH AFRICA, BY POPULATION FOCUS (2013-2016)

ONE COIN = \$1 MILLION



TOTAL FUNDING

2015-16	2013-14
\$6,735,108	\$6,554,547



CHILDREN & YOUTH

2015-16	2013-14
\$225,651	\$0



MIGRANTS, REFUGEES & ASYLUM SEEKERS

2015-16	2013-14
\$44,833	\$314,380



INTERSEX PEOPLE

2015-16	2013-14
\$22,153	—



OLDER ADULTS

2015-16	2013-14
\$0	—



SEX WORKERS

2015-16	2013-14
\$310,183	\$93,120



TRANSGENDER PEOPLE

2015-16	2013-14
\$469,754	\$554,654

SNAPSHOT

LGBTI Funding for Sub-Saharan Africa

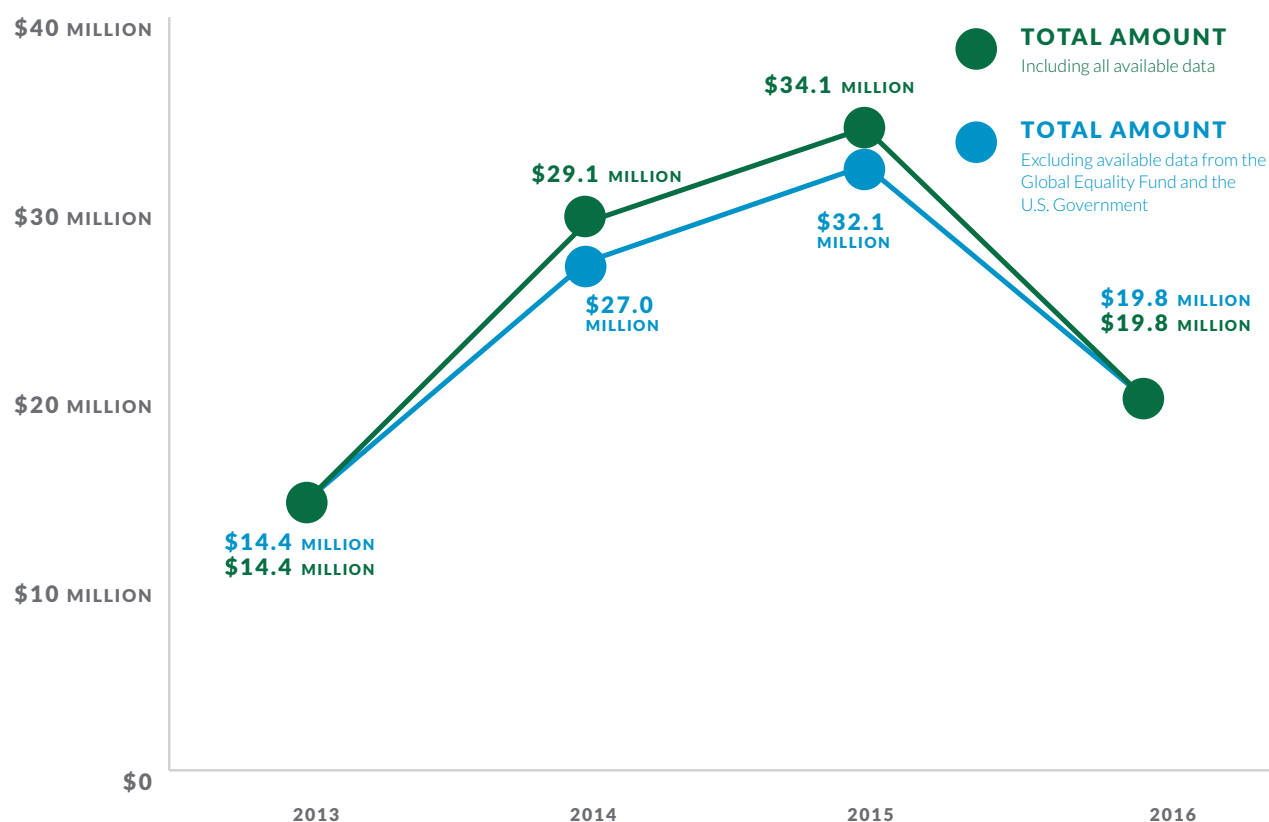
SUB-SAHARAN AFRICA, 2015-2016

804	\$73,196	\$15,000	\$53.9 MILLION
NUMBER OF GRANTS	AVERAGE GRANT	MEDIAN GRANT	TOTAL FUNDING

Over the two-year period of 2015-2016, 68 funders awarded \$53.9 million to organizations and projects working on LGBTI issues in Sub-Saharan Africa. That represents 10 more funders and \$10.5 million more in reported funding compared to the last reporting period.

A significant contributor to the growth in funding for Sub-Saharan Africa was a major increase in HIV/AIDS funding focused on LGBTI communities. Year to year, funding for the region grew in 2014 and 2015, and then declined in 2016. This overall trendline remains the same (with less dramatic fluctuation) even when the 2014 and 2015 data points from the U.S. and the Global Equality Fund are excluded.

LGBTI FUNDING FOR SUB-SAHARAN AFRICA, 2013-2016



LGBTI Funding for Sub-Saharan Africa, by Sub-Region

More than one-third of the funding focused on the region as a whole or was unspecified, with East Africa and Southern Africa each receiving slightly about a quarter of the funding.

LGBTI FUNDING FOR SUB-SAHARAN AFRICA, BY SUB-REGION, 2013-2016

	2015-16		2013-14	
CENTRAL AFRICA	\$96,315	<1%	\$125,281	<1%
EAST AFRICA	\$13,705,405	25%	\$11,498,527	26%
SOUTHERN AFRICA	\$13,615,691	25%	\$15,360,338	35%
WEST AFRICA	\$5,912,090	11%	\$2,644,946	6%
WHOLE REGION FOCUS/ UNSPECIFIED	\$20,615,738	38%	\$13,821,512	32%
GRAND TOTAL	\$53,945,239		\$43,450,605	

Top Funders of LGBTI Funding for Sub-Saharan Africa

Collectively, the top ten funders for the region awarded \$38.8 million, accounting for about 63 percent of all funding for LGBTI issues in Sub-Saharan Africa. For the first time, a funder based in East Africa makes the list - joining four European-based funders and five US-based funders.

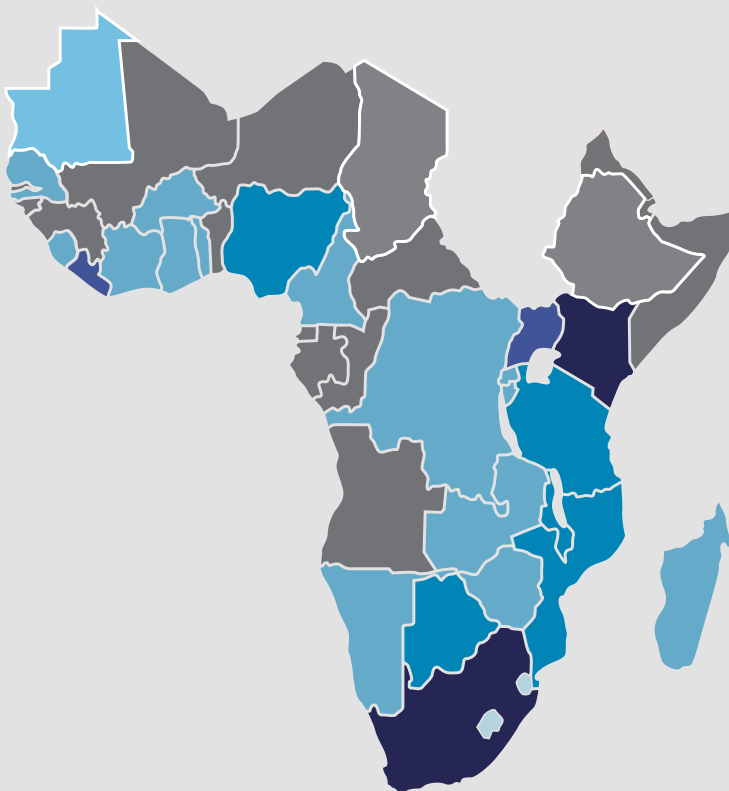

TOP 10 FUNDERS OF LGBTI ISSUES IN SUB-SAHARAN AFRICA (2015-2016)

1	Government of Sweden — Stockholm, Sweden	\$14,454,266
2	Open Society Foundations — New York, United States	\$4,097,626
3	HIVOS — The Hague, The Netherlands	\$3,218,406
4	American Jewish World Service — New York, United States	\$3,084,250
5	Arcus Foundation — New York, United States	\$ 2,716,639
6	Government of Norway — Oslo, Norway	\$2,537,539
7	UHA1 EASHRI (East African Sexual Health and Rights Initiative) — Nairobi, Kenya	\$2,323,769
8	Government of Denmark — Copenhagen, Denmark	\$ 2,166,635
9	Ford Foundation — New York, United States	\$2,144,550
10	Global Equality Fund — Washington, D.C., United States	\$ 2,033,860

NOTE: Anonymous donors awarded \$4,980,000 during this period. If they appeared on the list above as a single funder, they would rank as the number two funder of LGBTI issues in Sub-Saharan Africa.

NOTE: In contrast to other sections of this report, this list of top funders includes re-granting, so as to capture the full amount of LGBTI funding flowing from (or through) each funder.

MAP OF LGBTI FUNDING FOR SUB-SAHARAN AFRICA, BY COUNTRY (2015-2016)

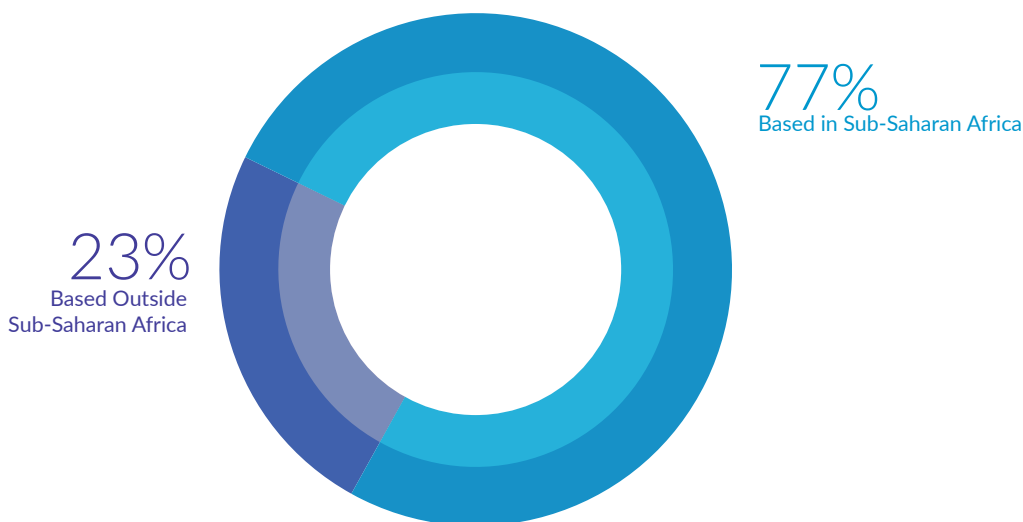


Botswana	\$517,963	
Burkina Faso	\$369,897	
Burundi	\$241,939	
Cameroon	\$258,102	
Democratic Republic of Congo (DRC)	\$96,315	
Ghana	\$245,116	
Ivory Coast	\$25,632	
Kenya	\$4,799,538	
Lesotho	\$384,164	
Liberia	\$2,532,615	
Madagascar	\$12,349	
Malawi	\$892,216	
Mauritius	\$42,874	
Mozambique	\$666,195	
Namibia	\$478,228	
Nigeria	\$935,273	
Rwanda	\$214,482	
Senegal	\$77,305	
Sierra Leone	\$60,847	
South Africa	\$8,573,148	
Swaziland	\$4,116	
Tanzania	\$771,880	
Togo	\$98,919	
Uganda	\$3,237,289	
Zambia	\$258,823	
Zimbabwe	\$403,848	
Multiple Countries/Unspecified	\$27,746,166	

LGBTI Funding for Sub-Saharan Africa by Grant Recipient Location

Nearly one-quarter of LGBTI funding focused on Sub-Saharan Africa went to grantees based outside of the region - with more than \$1 million going to organizations based in Denmark, the Netherlands, Switzerland, the United Kingdom, and the United States.

LOCATION OF GRANTEEES FUNDED FOR WORK IN SUB-SAHARAN AFRICA (2015-2016)



Issues Addressed by LGBTI Funding for Sub-Saharan Africa

Over the two-year period of 2015-2016, Human Rights remained the most funded issue area in Sub-Saharan Africa despite a \$2 million decrease. The biggest increase was in HIV/AIDS funding for LGBTI people in Sub-Saharan Africa, with funding more than tripling since the last reporting cycle. Excluding funding for HIV/AIDS, funding for the region decreased from \$38.5 million in 2013-2014 to \$35.1 million in 2015-2016.

LGBTI FUNDING FOR SUB-SAHARAN AFRICA, BY ISSUE ADDRESSED (2013-2014)

	2015-16		2013-14	
HUMAN RIGHTS	\$24,198,423	45%	\$26,121,829	60%
Challenging Anti-LGBTQI Laws	\$584,091	1%	\$1,397,499	3%
Decriminalization and Criminal Justice Reform	\$0	<1%	\$169,286	<1%
Gender Identity Protections	\$1,650,477	3%	\$1,289,791	3%
Human Rights (General)	\$20,512,108	38%	\$19,787,982	46%
Migration and Refugee Issues	\$211,652	<1%	\$150,000	<1%
Marriage/Civil Unions	\$823	<1%	\$606,382	1%
Nondiscrimination Protections	\$908,427	2%	\$277,465	1%
Sex Worker Rights	\$53,882	<1%	\$0	<1%
Sexual and Reproductive Rights/Justice	\$277,000	1%	\$2,443,423	6%
HEALTH AND WELLBEING	\$20,390,797	38%	\$7,679,876	18%
Cultural Competence and Data Collection	\$246,403	<1%	\$856,392	2%
General Health Services and Health Promotion	\$1,172,315	2%	\$441,717	1%
HIV/AIDS	\$18,835,962	35%	\$4,946,650	11%
Mental Health, Substance Abuse, and Suicide Prevention	\$36,616	<1%	\$399,422	1%
Sexual and Reproductive Health	\$99,500	<1%	\$1,035,695	2%
STRENGTHENING COMMUNITIES, FAMILIES, AND VISIBILITY	\$3,838,662	7%	\$4,071,122	9%
Community Building and Empowerment	\$542,829	1%	\$1,480,270	3%
Religion	\$2,297,699	4%	\$1,992,398	5%
Sports	\$16,106	<1%	\$0	N/A
Strengthening Families	\$4,116	<1%	\$150,000	<1%
Visibility	\$877,912	2%	\$448,455	1%
CONFRONTING VIOLENCE, HOMOPHOBIA, BIPHOBIA, AND TRANSPHOBIA	\$1,540,148	3%	\$1,258,301	3%
Anti-Violence	\$303,925	1%	\$815,776	2%
Homophobia, Biphobia, and Transphobia	\$1,286,223	2%	\$442,526	1%
EDUCATION AND SAFE SCHOOLS	\$247,596	<1%	\$270,952	1%
Education	\$233,288	<1%	\$216,156	<1%
Safe Schools	\$14,309	<1%	\$54,721	<1%
ECONOMIC ISSUES	\$177,220	<1%	\$214,952	1%
Housing and Homelessness	\$136,046	<1%	\$0	N/A
Labor and Employment	\$41,174	<1%	\$214,952	1%
OTHER ISSUES	\$3,602,393	7%	\$3,833,649	9%
Multi-Issue	\$823,780	2%	\$2,033,341	5%
Philanthropy	\$721,753	1%	\$1,072,644	2%
Unspecified	\$2,056,860	4%	\$723,565	2%
GRAND TOTAL	\$53,945,239		\$43,450,605	

Population Focus of LGBTI Funding for Sub-Saharan Africa

Over the two-year period of 2015-2016, funding for most key populations remained relatively static. However, there was a notable increase of \$1.3 million for sex workers. There was also a significant decrease of \$1.2 million for immigrants, refugees, and asylum seekers as well as a \$600,000 decrease for children and youth.

LGBTI FUNDING FOR SUB-SAHARAN AFRICA, BY SELECTED POPULATIONS (2013-2014)

ONE COIN = \$1 MILLION

