

341
Foundations and Corporations Invested in LGBTQ Issues

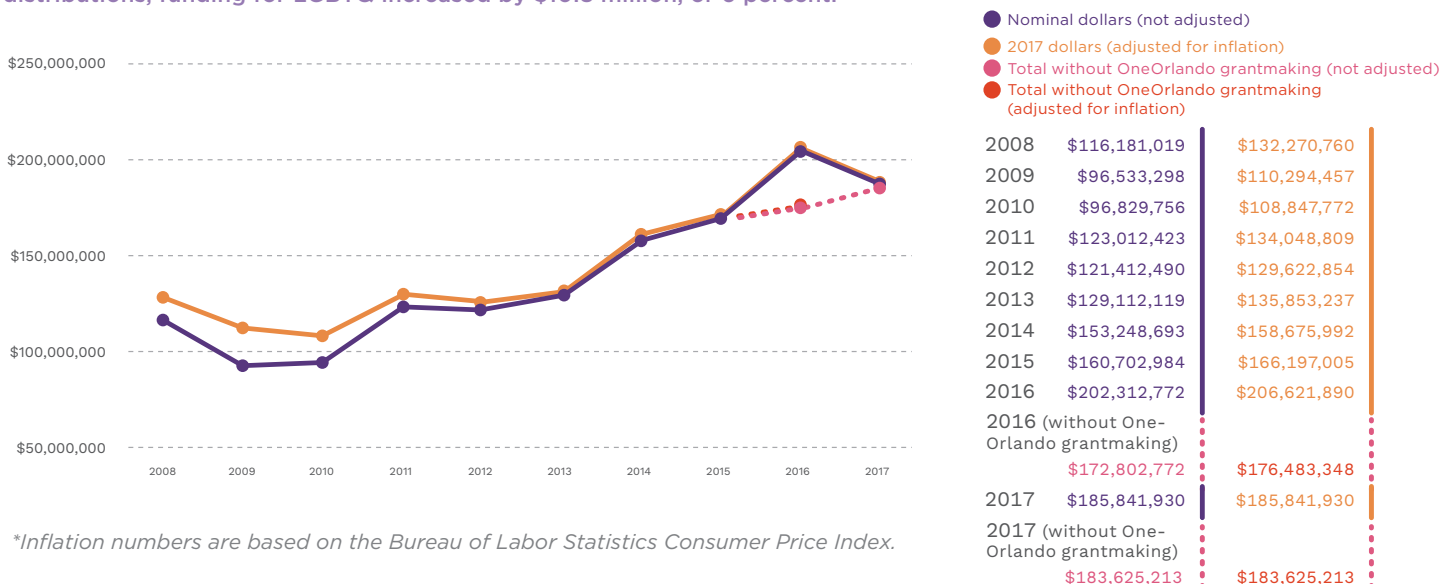
6,297
Grants

\$185,841,930
Total Investment in LGBTQ issues

2,247
Grantees

Total Annual LGBTQ Grant Dollars, 2008-2017

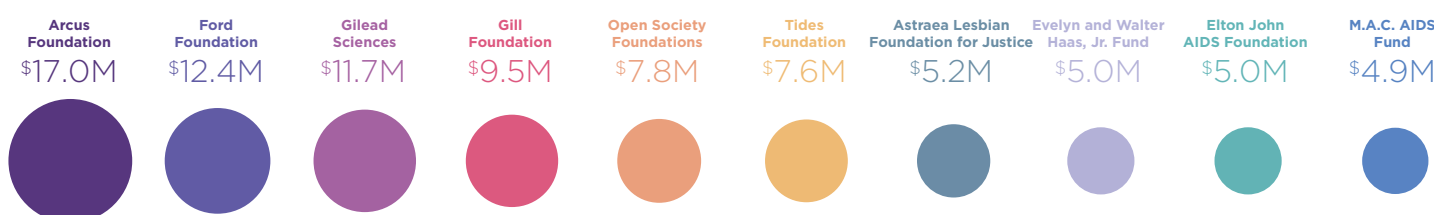
Foundation funding for LGBTQ issues totaled \$185.8 million in 2017. While this represents a significant decrease of nearly \$17 million, or 8 percent, from the \$202.3 million in LGBTQ funding reported in 2016, this decline is almost entirely attributable to the philanthropic response to the Pulse Nightclub Massacre. If we compare annual funding excluding OneOrlando Fund distributions, funding for LGBTQ increased by \$10.8 million, or 6 percent.



For every \$100 dollars awarded by U.S. foundations, **28 cents** specifically supported LGBTQ issues.

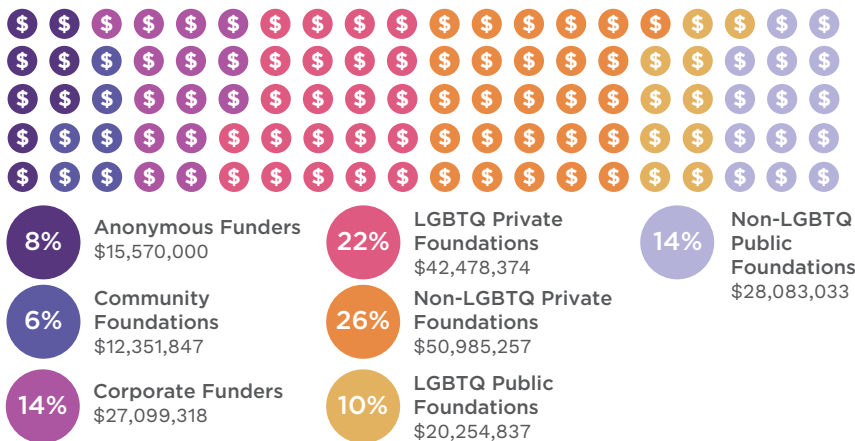
Top 10 Funders of LGBTQ Issues, by Total Dollar Amount

In 2017, the top ten funders of LGBTQ issues awarded \$86.2 million, accounting for 43 percent of all funding for LGBTQ issues from U.S.-based foundations. Excluding funding awarded in response to the 2016 Pulse Nightclub Massacre, funding from the top ten funders increased by \$1.2 million from 2016.



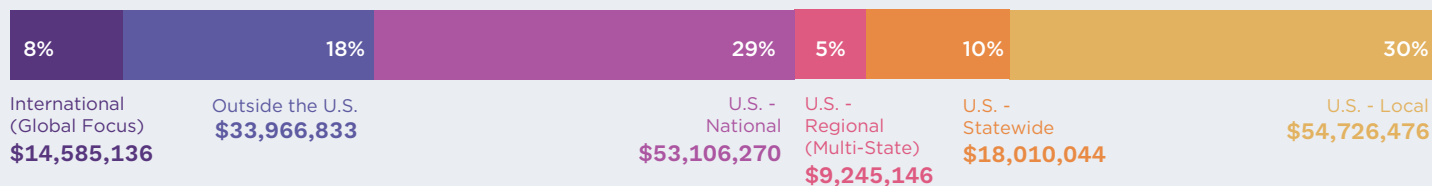
Sources of LGBTQ Grant Dollars, by Funder Type*

While foundation giving to LGBTQ issues (not including OneOrlando Fund) increased in 2017, this growth was not uniform across foundation types. Community foundations and corporate funders had the biggest increases in 2017.



Distribution of LGBTQ Grant Dollars, by Geographic Focus*

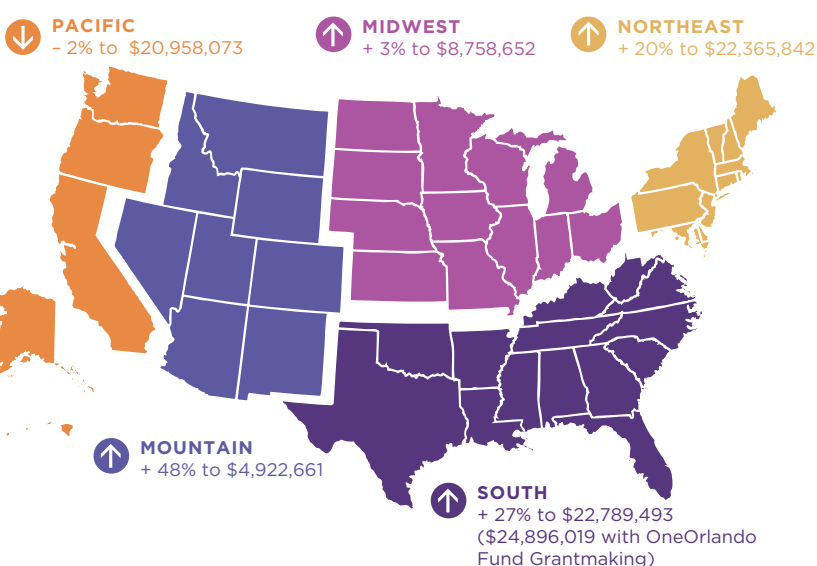
In 2017, approximately 73 percent of funding focused on LGBTQ communities in the United States, while approximately 26 percent focused on LGBTQ issues globally or outside the United States, excluding funding from OneOrlando.



*These sections exclude funding distributed by the OneOrlando Fund in 2017.

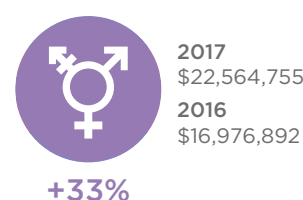
Local, State, and Regional Funding of LGBTQ Issues, by Regional Percentage Change

While the South received the largest share of grant dollars for the first time since we began tracking funding by region, with an increase of 27 percent, the region still receives less funding per LGBTQ adult than the Northeast and Pacific regions.



Notable Changes in 2017

Funding for Trans Communities



Funding for trans communities in the United States continued to increase, reaching a record high of \$22,564,755 in 2017 — a 33 percent increase from 2016.

The percentage of funding for domestic LGBTQ organizations decreased relative to funding to non-LGBTQ organizations, accounting for less than two-thirds of domestic funding.

Funding for LGBTQ Organizations

