

2020

MARCH 25-27

FUNDING
FORWARD
VIRTUAL



FUNDERS FOR
LGBTQ
ISSUES

THE
ANNUAL
GATHERING
OF GRANTMAKERS
COMMITTED
TO LGBTQ ISSUES

WELCOME



Participating in this Webinar

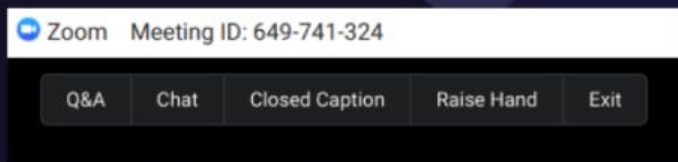
 We are recording!

Mics muted by default

Controls are in upper left corner of Zoom window

Polling, chatting, and Q&A

Tech help: Chat to "All Panelists,"
or email Alex Lee at alex@lgbtfunders.org



Turn on captions
Click to chat
Send a question

2020 MARCH 25-27
FUNDING
FORWARD
VIRTUAL

Thank you to our sponsors

DIAMOND SPONSOR

PRESIDENT'S LUNCH SPONSOR



MacArthur
Foundation

GOLD SPONSORS



THE
KRESGE
FOUNDATION



POLK BROS
FOUNDATION

SILVER SPONSORS

William Blair

BRONZE SPONSORS

Chicago Foundation for Women
Grenzebach Glier + Associates
PFund Foundation
Rockefeller Philanthropy Advisors

2020 MARCH 25-27
FUNDING
FORWARD
VIRTUAL

More than Just Numbers: The Latest Trends, Gaps, and Opportunities in LGBTQ Grantmaking

Sponsored by: **MacArthur
Foundation**

2020 MARCH 25-27
FUNDING
FORWARD
VIRTUAL

More than Just Numbers: The Latest Trends, Gaps, and Opportunities in LGBTQ Grantmaking

Speakers



Lyle Matthew Kan
Vice President of Research
& Communications
Funders for LGBTQ Issues



Joy Messinger
Program Officer
Third Wave Fund



Andrew Wallace
Director of Research
& Communications
Funders for LGBTQ Issues



JUDY YU
PROGRAM OFFICER SOGI
WELLSPRING PHILANTHROPIC FUND

2020 MARCH 25-27
FUNDING
FORWARD
VIRTUAL

2018 Tracking Report Overview of Research Process



- We review the annual grantmaking of thousands of foundations
- Funding included specifically supports LGBTQ issues and organizations
- We report on the full amount awarded in the calendar year in which it was awarded

2018 Tracking Report Overview

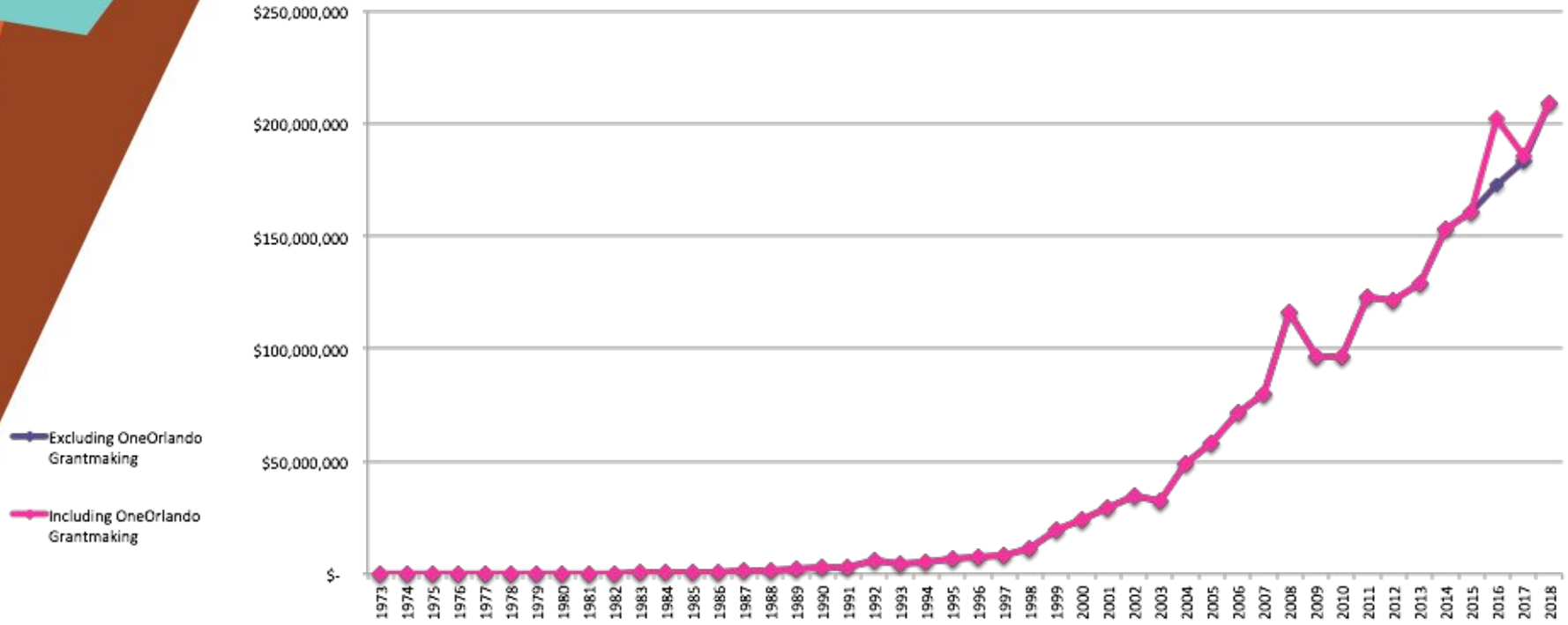
450 Foundations
and Corporations
Invested in
LGBTQ
Communities

2,493
Grantees

6,636
Grants


\$209,195,237
Total Investment in
LGBTQ issues

LGBTQ Grantmaking, 1973-2018

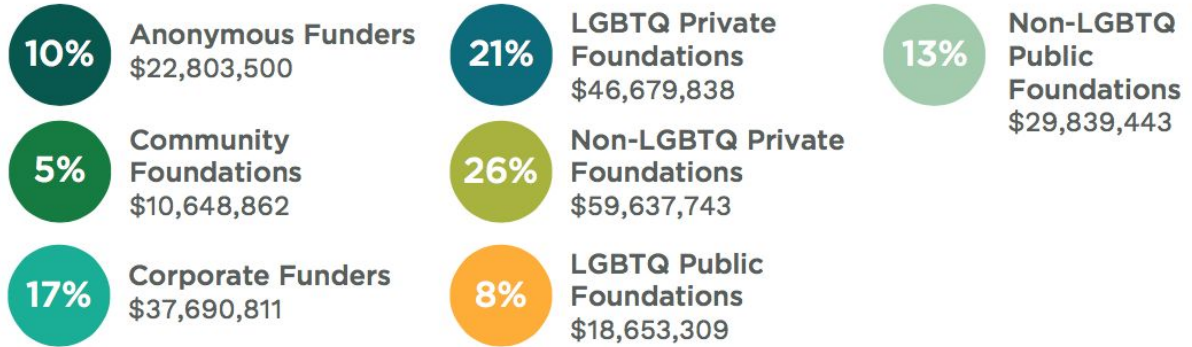


LGBTQ Grantmaking vs. All Grantmaking

For every \$100 awarded by U.S. foundations,
only 28 cents specifically supports LGBTQ issues.



Sources of LGBTQ Grant Dollars, by Funder Type



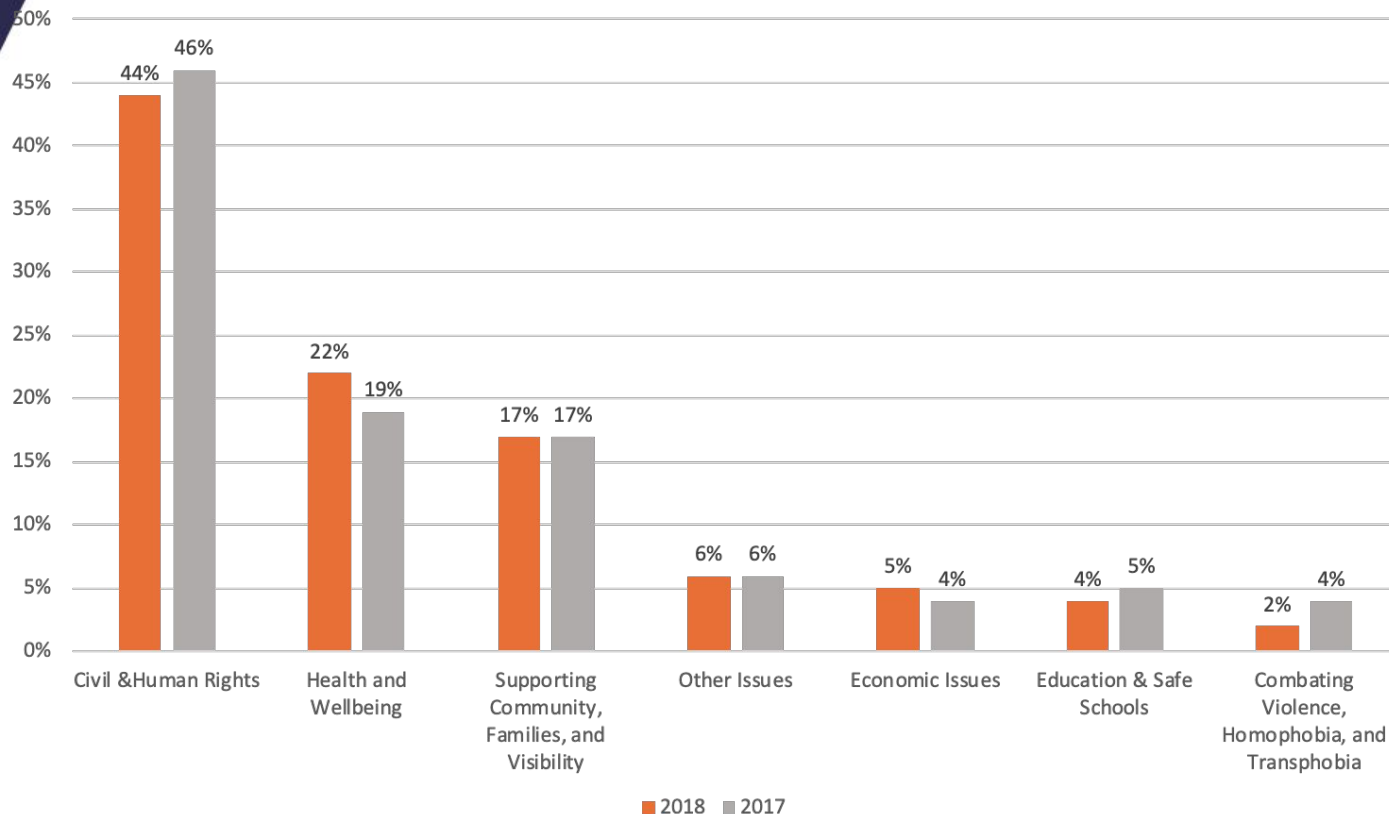
Top 10 Funders of LGBTQ Issues

- 1 Gilead Sciences**
\$21,881,659
Foster City, CA
- 2 Arcus Foundation**
\$15,005,500
New York, NY
- 3 Gill Foundation**
\$9,872,700
Denver, CO
- 4 Open Society Foundations**
\$9,059,448
Denver, CO
- 5 Ford Foundation**
\$8,466,300
New York, NY
- 6 Tides Foundation**
\$7,181,666
San Francisco, CA
- 7 Foundation for a Just Society**
\$7,052,500
New York, NY
- 8 M.A.C. AIDS Fund**
\$6,868,538
New York, NY
- 9 Evelyn and Walter Haas, Jr. Fund**
\$6,677,500
San Francisco, CA
- 10 Astraea Lesbian Foundation for Justice**
\$4,179,390
New York, NY

Top 10 Grant Recipients of LGBTQ Grantmaking

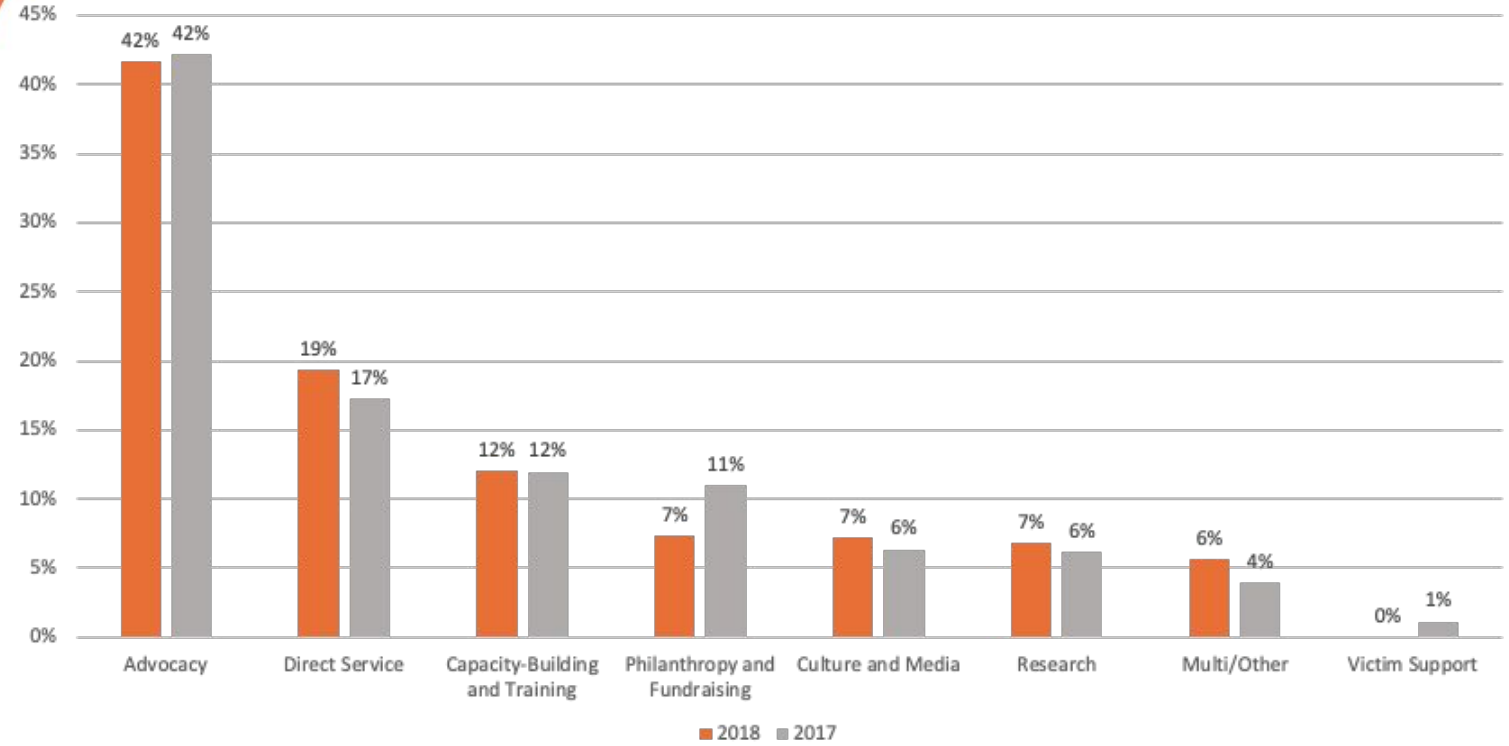
- | | |
|---|--|
| 1 GLAAD
\$5,081,720
New York, NY | 6 Transgender Law Center
\$2,721,019
Oakland, CA |
| 2 SAGE
\$4,452,600
New York, NY | 7 Southerners On New Ground (SONG)
\$2,389,450
Atlanta, GA |
| 3 Palm Center
\$2,829,250
San Francisco, CA | 8 Genders & Sexualities Alliance Network
\$2,111,500
Oakland, CA |
| 4 Freedom for All Americans
\$2,825,000
Washington, DC | 9 Initiative for Strategic Litigation in Africa (ISLA)
\$2,016,000
Johannesburg, South Africa |
| 5 National LGBTQ Task Force
\$2,781,845
Washington, DC | 10 Funders for LGBTQ Issues
\$1,953,478
New York, NY |

Issues Addressed

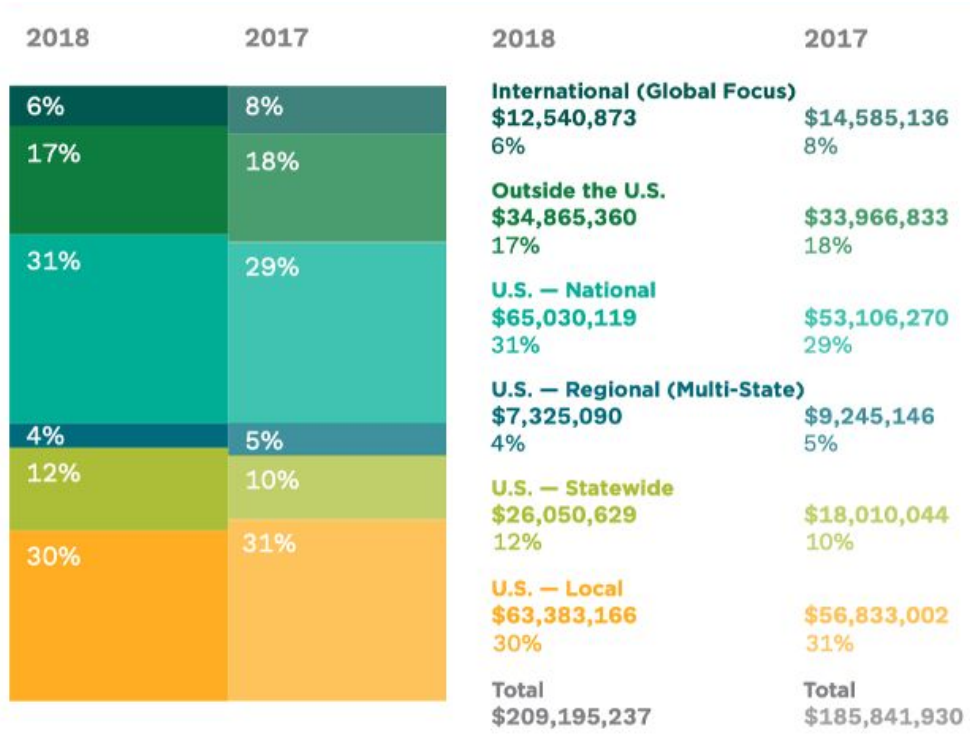


2020 MARCH 25-27
FUNDING
FORWARD
VIRTUAL

Strategies Funded



Distribution of LGBTQ Grant Dollars by Geographic Focus

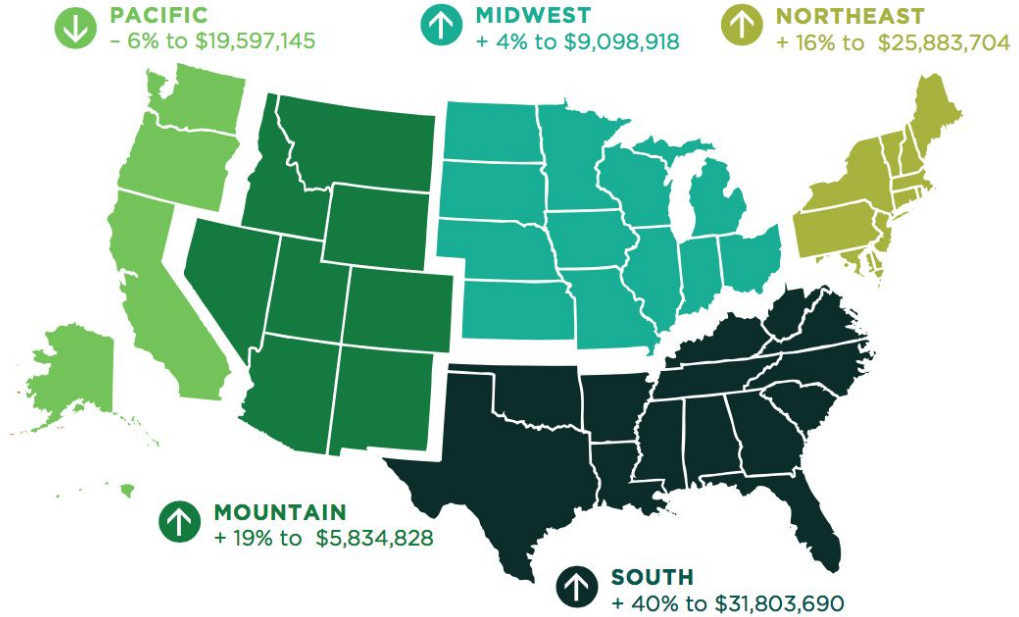


Funding for International LGBTQ Issues

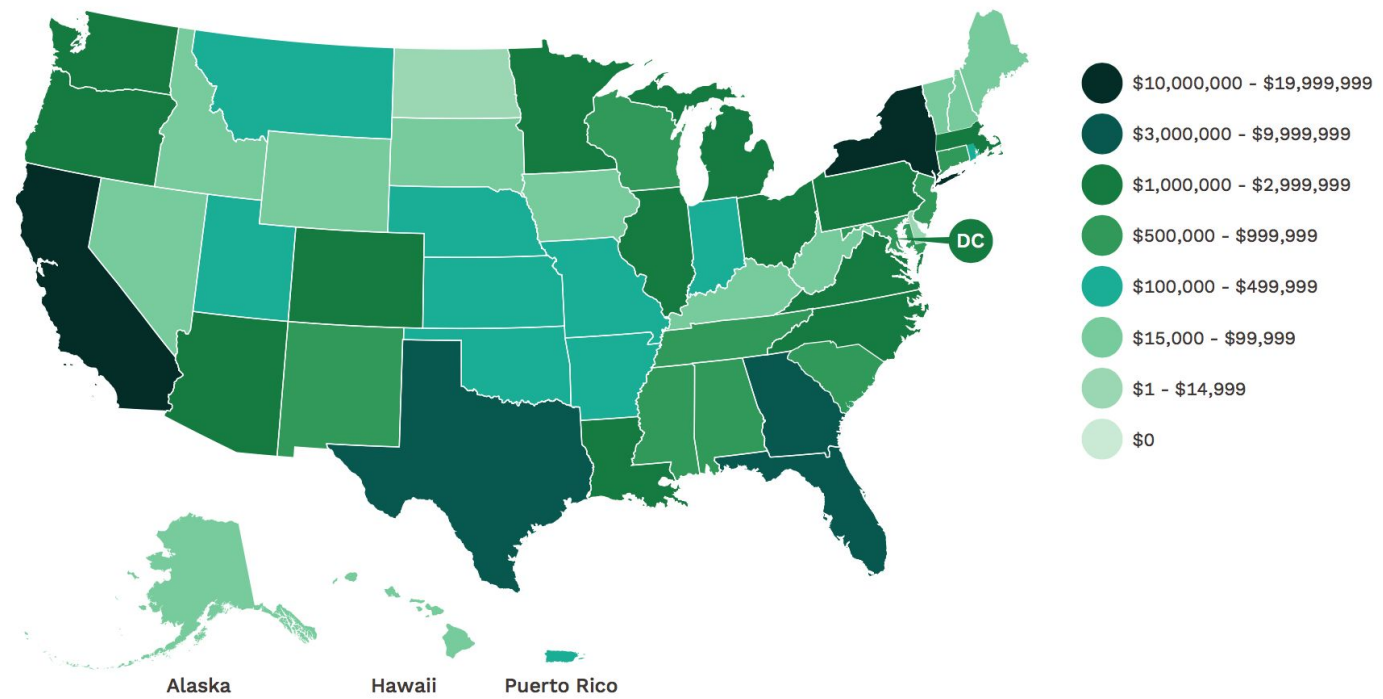


Despite overall increases, funding for LGBTQ communities and issues outside of the United States declined by two percent in 2018, accounting for 23 percent of all funding from U.S. Foundations.

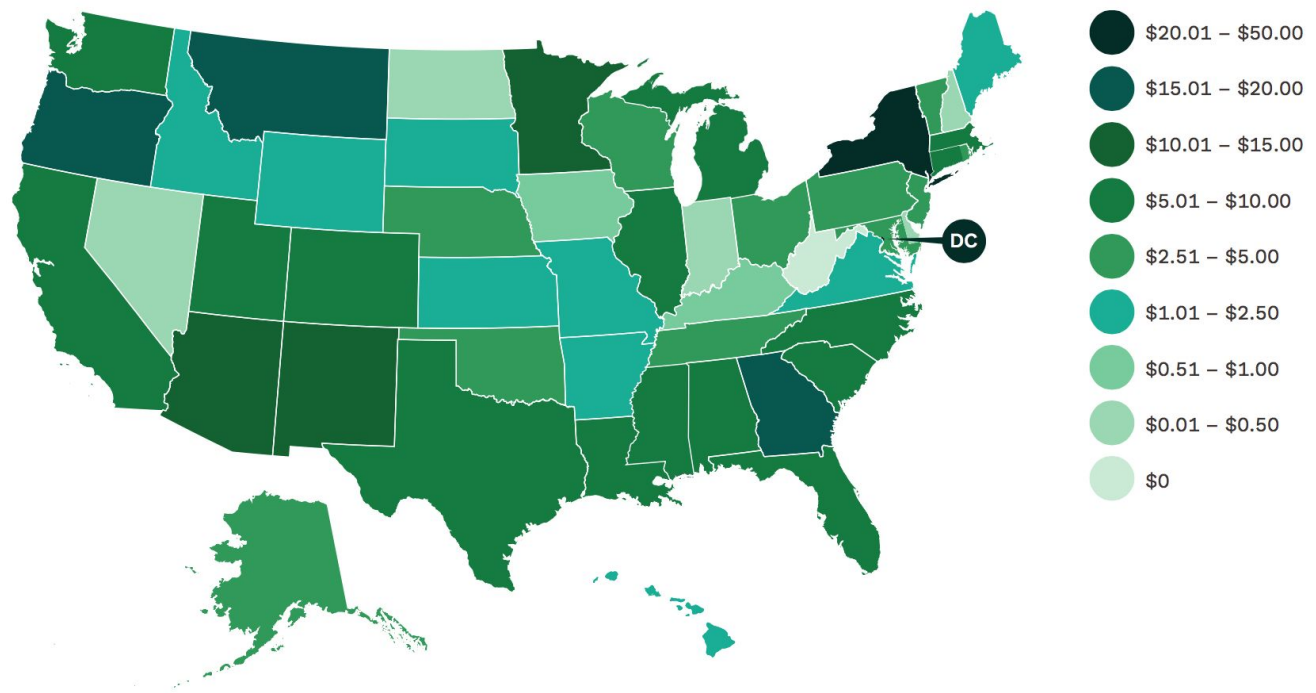
State, Local, and Regional Funding of LGBTQ Issues, by Region



State, Local, and Regional Funding of LGBTQ Issues, by State




LGBTQ Funding per LGBT Adult, by State



LGBTQ Funding per LGBT Adult, by Region

Region	2018	2017	Percent Change
Midwest	\$4.25	\$4.09	▲ 4%
Mountain	\$7.19	\$6.06	▲ 19%
Northeast	\$10.98	\$9.48	▲ 16%
Pacific	\$8.98	\$9.60	▼ 6%
South	\$8.77	\$6.28	▲ 40%
Total	\$8.70	\$7.36	▲ 18%

Distribution of Domestic Grant Dollars by Sexual Orientation, Gender Identity, and Sex Characteristics



	2018	2017
Lesbians/Queer Women	\$3,210,030	\$2,313,688
	2%	2%
Gay Men/Queer Men/MSM	\$10,759,949	\$8,228,586
	7%	6%
Bisexual People	\$141,140	\$157,922
	<1%	<1%
Transgender People	\$28,604,972	\$22,564,755
	18%	16%
Intersex People	\$386,000	\$634,475
	<1%	<1%
Asexual People	\$70	N/A
	<1%	N/A

● = \$250,000

2020 MARCH 25-27
FUNDING FORWARD
 VIRTUAL

Distribution of Domestic Grant Dollars by Sexual Orientation, Gender Identity, and Sex Characteristics



2018	2017
Lesbians/Queer Women \$3,210,030 2%	\$2,313,688 2%
Gay Men/Queer Men/MSM \$10,759,949 7%	\$8,228,586 6%
Bisexual People \$141,140 <1%	\$157,922 <1%
Transgender People \$28,604,972 18%	\$22,564,755 16%
Intersex People \$386,000 <1%	\$634,475 <1%
Asexual People \$70 <1%	N/A N/A

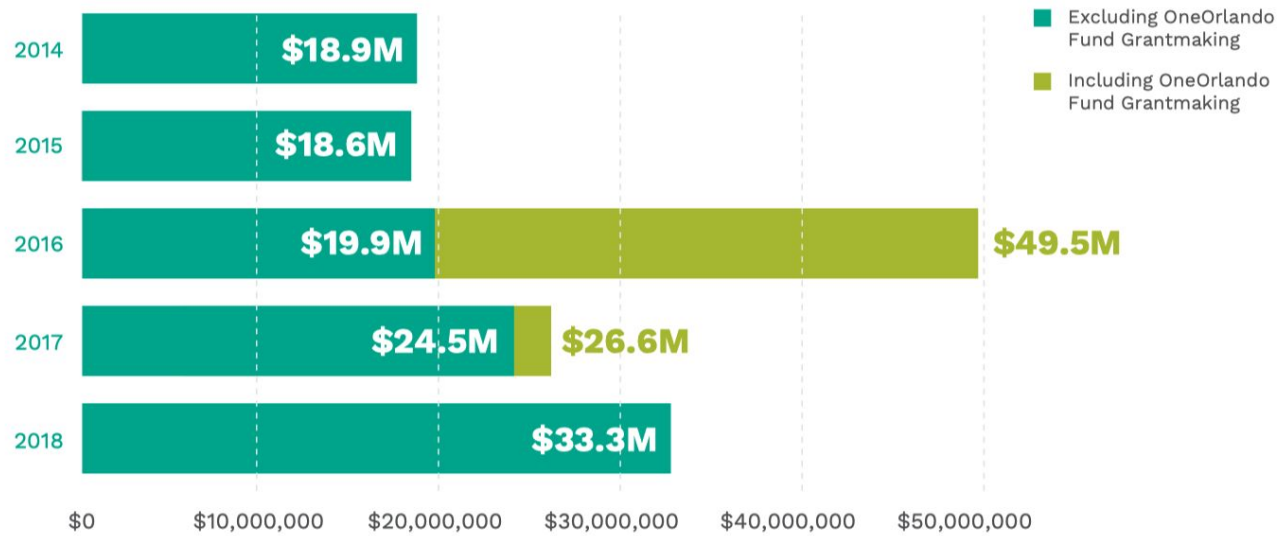
● = \$250,000

RECORD HIGH FUNDING FOR TRANS COMMUNITIES

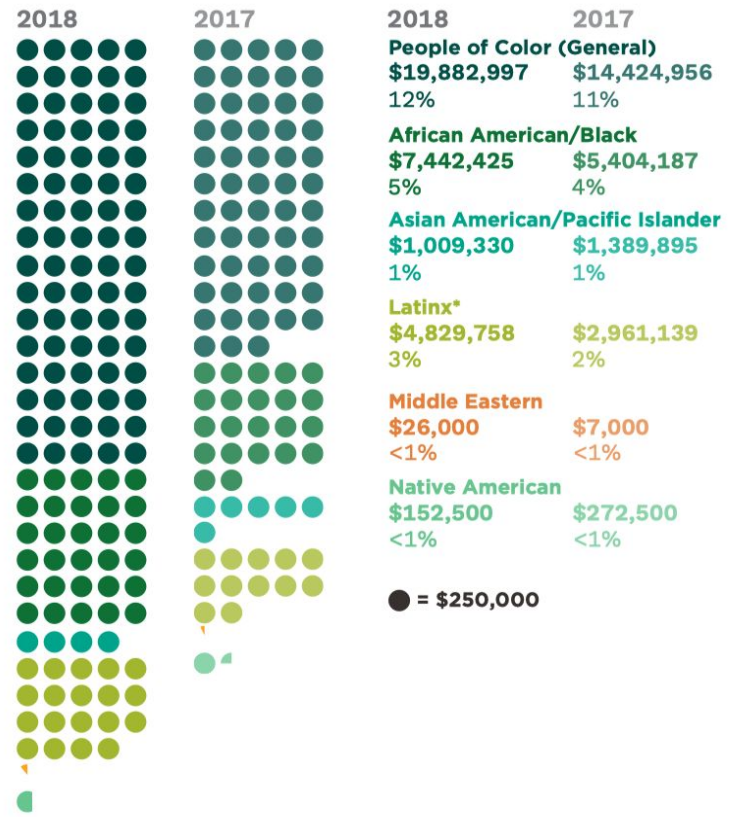
+27%

Funding for Communities of Color

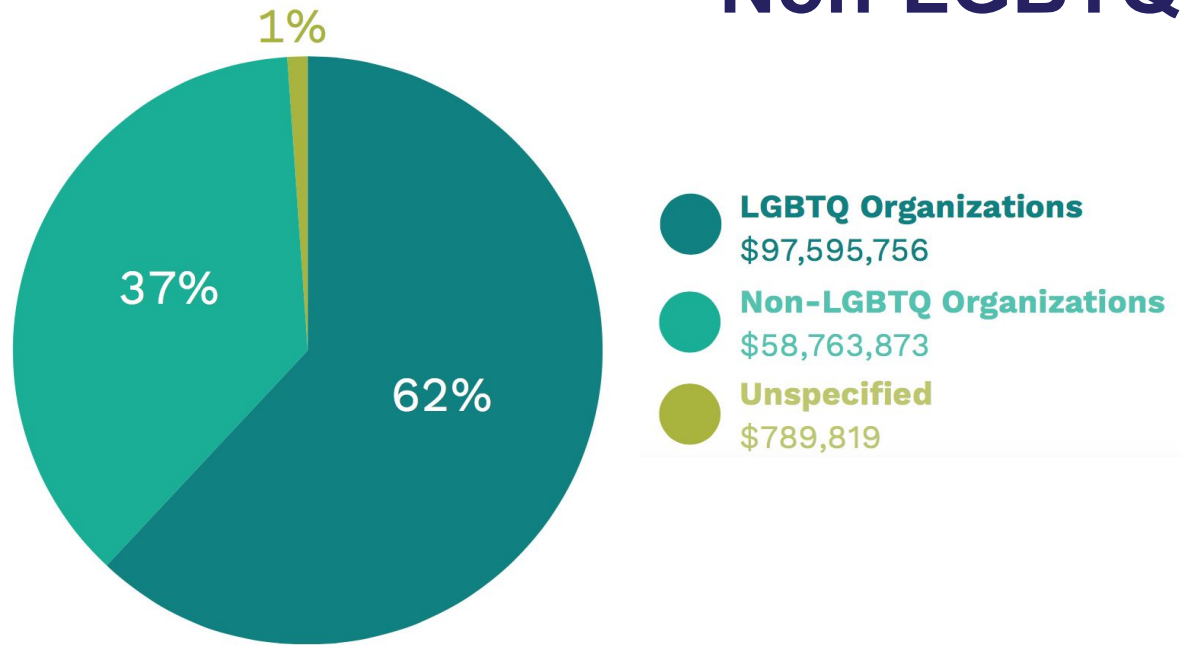
LGBTQ Funding for Communities of Color in the United States (2014-2018)



Distribution of Domestic Grant Dollars Among People of Color



Domestic Grant Dollars by Recipient Type, LGBTQ vs Non-LGBTQ



2020 MARCH 25-27
FUNDING FORWARD
 VIRTUAL

Thank you!



2020 MARCH 25-27
FUNDING
FORWARD
VIRTUAL

More than Just Numbers: The Latest Trends, Gaps, and Opportunities in LGBTQ Grantmaking

Speakers



Lyle Matthew Kan
Vice President of Research
& Communications
Funders for LGBTQ Issues



Joy Messinger
Program Officer
Third Wave Fund



Andrew Wallace
Director of Research
& Communications
Funders for LGBTQ Issues



JUDY YU
PROGRAM OFFICER SOGI
WELLSPRING PHILANTHROPIC FUND