

2013/2014
**Global
Resources
Report**



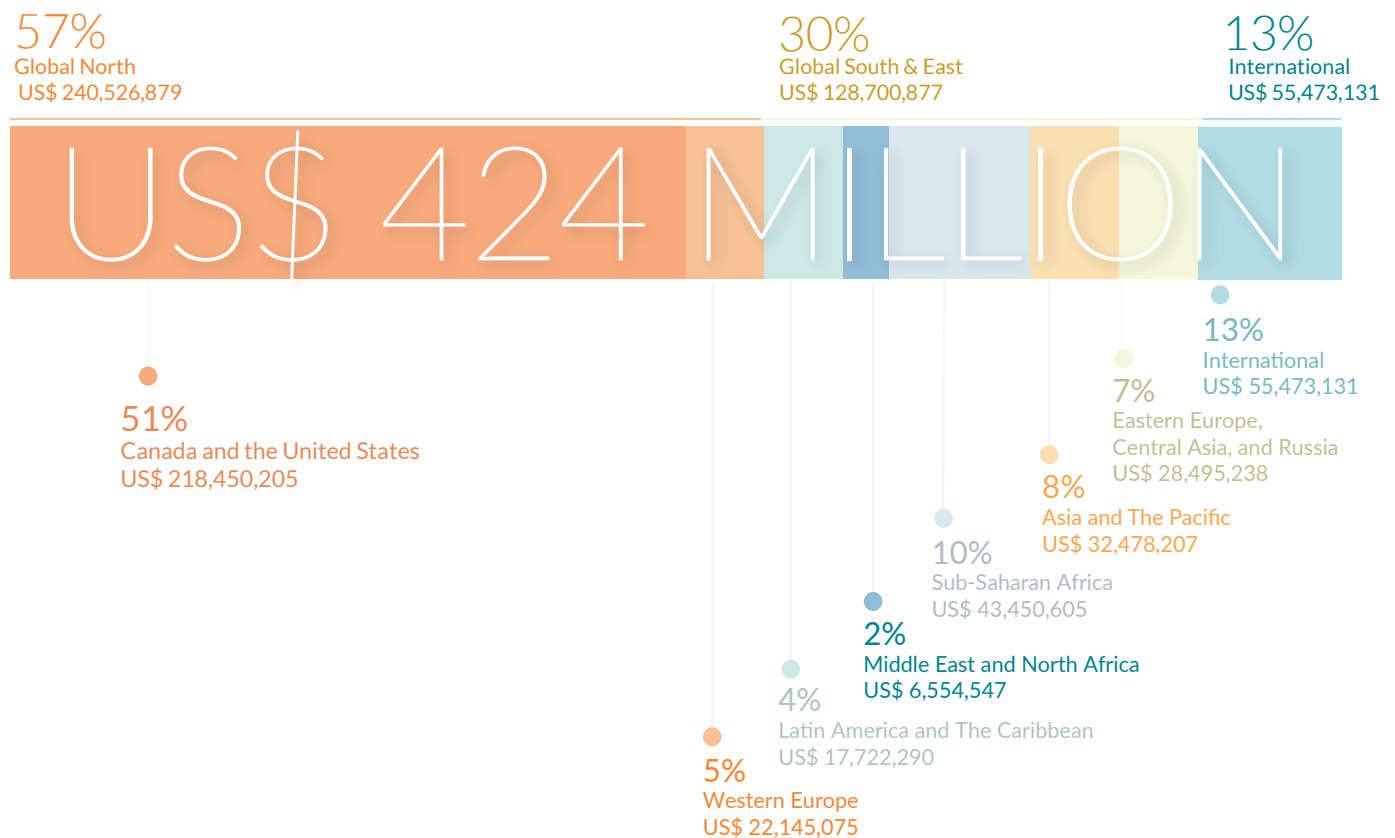
Government
and Philanthropic Support
for Lesbian, Gay, Bisexual,
Transgender and
Intersex Communities

The 2013-2014 Global Resources Report analyzes data from:



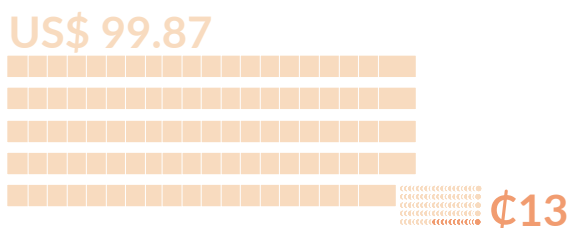
Over the two-year period of 2013 and 2014, institutional funding for Lesbian, Gay, Bisexual, Transgender and Intersex issues totaled more than US\$ 424 million.

LGBTI Funding, by Regional Focus (2013-2014)

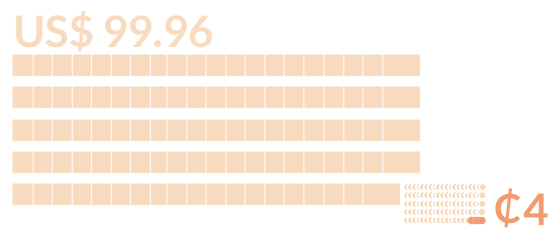


During the same period, foundations awarded a total of US\$ 251 billion while governments and multilateral agencies awarded US\$ 272 billion. As such, for every US\$ 100 awarded by foundations, only 13 cents specifically benefited LGBTI communities. For every US\$ 100 awarded by government and multilateral agencies, only 4 cents specifically benefited LGBTI communities.

Global LGBTI Funding from Foundations in Context (2013-2014)

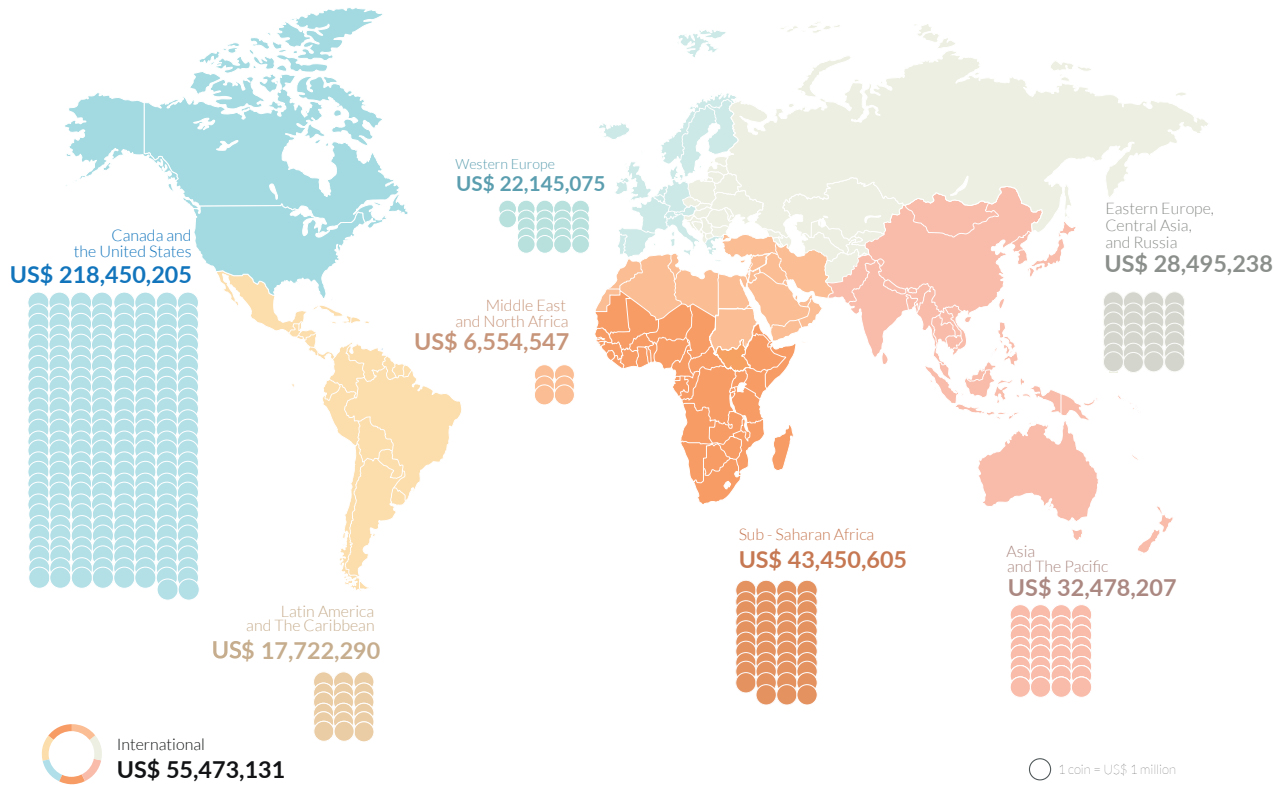


Global LGBTI Funding from Government and Multilateral Agencies in Context (2013-2014)



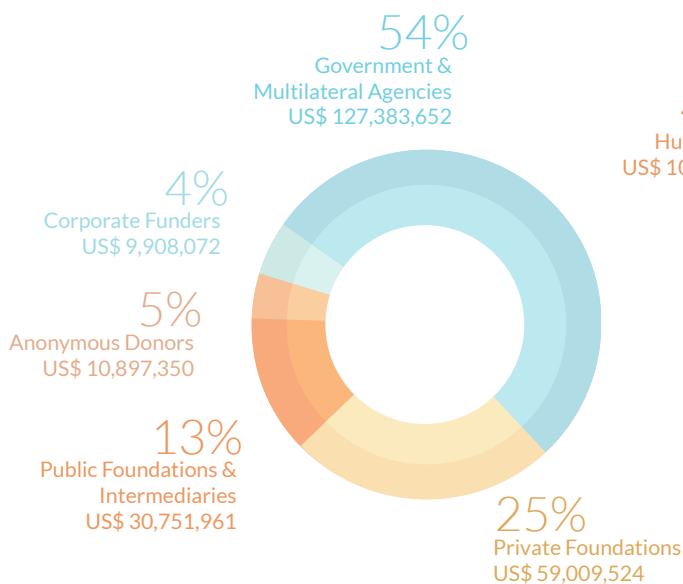
Moreover, no region outside of Canada and the United States received more than US\$ 50 million over the two-year period of 2013-2014.

Map of LGBTI Funding, by Regional Focus (2013-2014)

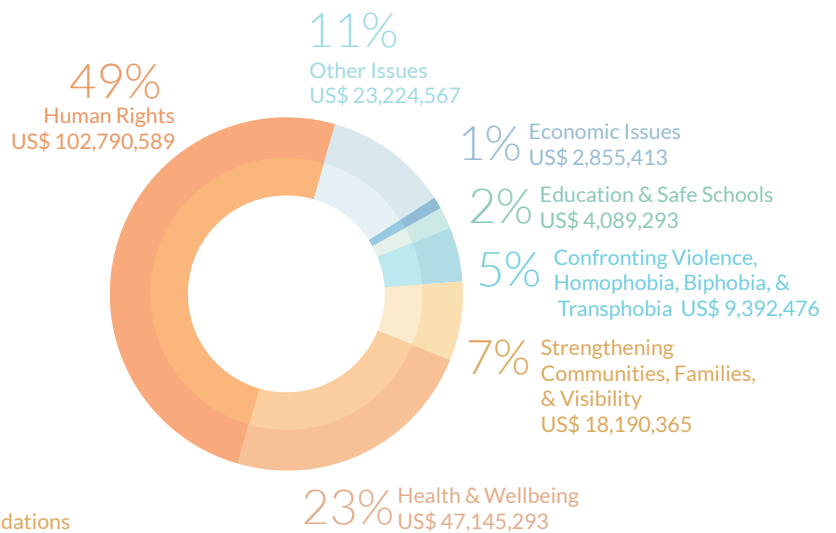


Excluding funding for the United States, the largest share of funding came from government and multilateral agencies and the highest funded issue was human rights.

Sources of LGBTI Funding, by Funder Type (2013-2014)



Global LGBTI Funding, by Issue (2013 - 2014)



EXPLORE THE FULL REPORT FOR DETAILED DATA ON THE DISTRIBUTION OF LGBTI FUNDING BY GEOGRAPHY, ISSUE, STRATEGY, AND POPULATION FOCUS. THE REPORT IS AVAILABLE AT BOTH:

www.globalphilanthropyproject.org & www.lgbtfunders.org

Table of Contents

5 Introduction

6 Overview of Global LGBTI Funding

- 6 Scope and Context of Report
- 6 Total Funding
- 8 Overview of Funding by Geographic Focus
- 9 Global LGBTI Funding, by Region
- 10 Map of LGBTI Funding, by Regional Focus
- 12 Top Funders and Recipients
- 17 Sources of Funding
- 17 Type of Support
- 18 Issues Funded
- 20 Strategies Funded
- 22 Population Focus

27 Funding for LGBTI Issues in the Global South and East

- 27 Top Funders and Recipients
- 29 Sources of LGBTI Funding for the Global South and East
- 30 LGBTI Funding for the Global South and East by Type of Support and Grant Duration
- 32 Focus: Asia & the Pacific
- 40 Focus: Eastern Europe, Russia, and Central Asia
- 47 Focus: Latin America and the Caribbean
- 53 Focus: Middle East and North Africa
- 57 Focus: Sub-Saharan Africa

65 Funding for LGBTI Issues in the Global North

- 65 Top Funders and Recipients
- 67 Sources of LGBTI Funding for the Global North, by Funder Type
- 67 LGBTI Funding for the Global North by Type of Support and Grant Duration
- 69 Focus: Canada
- 71 Focus: Western Europe

75 Funding for International LGBTI Issues

- 75 Top Funders and Recipients
- 76 Sources of Funding
- 77 Type of Support and Grant Duration

78 Appendices

- 78 Appendix: Funding By Country of Focus
- 80 Appendix II: 2013-2014 List of LGBTI Grantmakers

84 About the Report

- 84 Annex: The Future of Monitoring Official Development Aid Disbursements relevant to LGBTI/SOGI through the OECD Database
- 85 Methodology
- 86 About Funders for LGBTQ Issues
- 88 About Global Philanthropy Project
- 90 Acknowledgements & Report Credits

Introduction

from Matthew Hart & Ben Francisco Maulbeck

We are pleased to present the *The 2013-2014 Global Resources Report: Philanthropic & Government Support for Lesbian, Gay, Bisexual, Transgender, and Intersex Communities*, the most comprehensive report to date on the state of foundation and government funding for lesbian, gay, bisexual, transgender, and intersex (LGBTI) issues. This first-of-its-kind report captures data on 9,632 grants awarded by 415 foundations, intermediaries, and corporations and by 16 government and multilateral agencies over the two-year period of 2013-2014. It provides detailed data on the distribution of LGBTI funding by geography, issue, strategy, and population focus, offering a baseline for identifying trends, gaps, and opportunities in the rapidly changing landscape of LGBTI funding.

The 2013-2014 Global Resources Report builds upon Funders for LGBTQ Issues' previous *Global Gaze* series of reports, which focused on foundation funding for the Global South and East. This new iteration of the report is significantly expanded in both scope and depth; in particular, it is more comprehensive in capturing information about funding from government agencies, and includes funding for Western Europe as well as the Global South and East.

This new report also represents a deepening collaboration between our two networks, Funders for LGBTQ Issues and the Global Philanthropy Project (GPP). By collaborating throughout every phase of the research, we have been able to draw upon the unique competencies and assets of both networks. The members of the Global Philanthropy Project were instrumental in reaching a far wider set of funders and, in particular, in capturing all of the top government funders of LGBTI issues. The expertise of GPP's global membership also helped to assure that the report reflected the interests and needs of a wide variety of funders. Funders for LGBTQ Issues contributed its strong capacities in research and communications, including more than a decade of experience producing comprehensive Tracking Reports on LGBTI funding in the U.S., as well as an aptitude for capturing complex data in understandable and visually compelling ways.

Note that while this report is the most comprehensive to date on LGBTI funding around the world, it undoubtedly has gaps. In particular, while we have captured information about the majority of funders that award large amounts of funding for LGBTI issues, we know there are some that we missed, especially local funders, corporate philanthropies, and various institutions that award one or a handful of grants that focus on LGBTI communities. We hope that this report offers a useful starting point, and that we'll be able to include an even larger set of funders in future research.

Most importantly, we hope that this report will be a valuable tool for the growing community of donors seeking to advance LGBTI rights and improve the wellbeing of LGBTI communities around the world. By better understanding the current scale and scope of LGBTI funding, we can better respond to gaps, adapt our goals, and increase our impact.

Sincerely,



Matthew Hart

Coordinator, Global Philanthropy Project



Ben Francisco Maulbeck

President, Funders for LGBTQ Issues

Overview of Global LGBTI Funding

Scope and Context of Report

This report provides an overview of institutional funding for LGBTI issues around the world. It captures data on funding from foundations, intermediaries, corporations, government agencies, and multilateral agencies, but does not include individual donors. It covers funding provided by these institutions in calendar years 2013 and 2014 for LGBTI-focused organizations and for projects that specifically focus on LGBTI communities. For a complete description of the data collection and research methods used to compile this report please see the Methodology on Page 85.

Total Funding

In 2013 and 2014, institutional funding for LGBTI issues globally totaled approximately US\$424 million. During this two-year period, a total of 415 foundations and 16 government and multilateral agencies awarded more than 9,632 grants for LGBTI issues around the world.


Of the US\$424 million total, approximately US\$ 183 million was awarded in 2013 and US\$ 242 million was awarded in 2014.

The US\$ 59 million increase from 2013 to 2014 is driven in part by the data available. The US government, one of the largest funders of LGBTI issues, and the Global Equality Fund, one of the largest pooled funding mechanisms, were only able to provide data on their 2014 grantmaking. This accounts for about US\$ 18.5 million, or one-third of the difference. The remaining US\$ 40.5 million difference is due in part to fluctuations of multi-year grant cycles and in part due to a substantive increase in funding for LGBTI issues.

This is the first comprehensive report of its kind on all foundation and government funding, which makes it difficult to assess the trajectory of global LGBTI funding prior to 2013. However, we do have two useful sets of data points for comparison. Funders for LGBTQ Issues has completed three previous reports on LGBTI funding for the Global South and East, which covered calendar years 2005, 2007, and 2010. Funders for LGBTQ Issues also

conducts annual tracking reports on all LGBTI funding provided by US foundations. Drawing on these two data sets, we find that LGBTI funding that was focused on the US more than doubled from 2005 to 2014, from about US\$ 49 million to US\$ 113 million. In the same period, LGBTI funding for the Global South and East grew by a factor of more than twelve, from about US\$ 10 million to about US\$ 129 million.

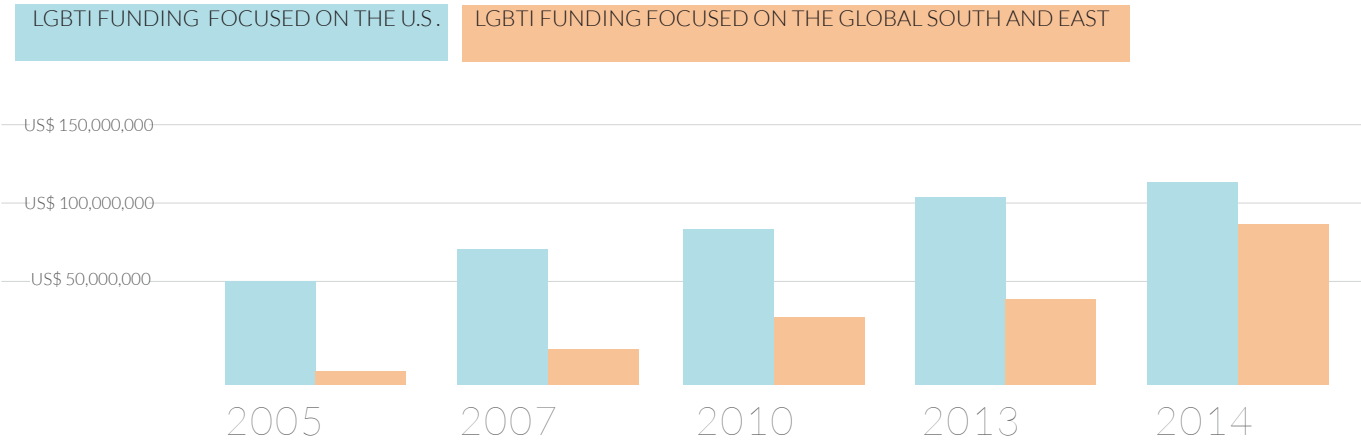
Global LGBTI Funding, By Year



Despite the recent growth of LGBTI funding, it remains small in the larger context of foundation funding and international aid. Over the two-year period of 2013-2014, North American and European foundations awarded a total of US\$ 251.1 billion. During that same period, this report finds that foundations awarded US\$ 276 million specifically for LGBTI issues. In other words, for every US\$ 100 that foundations gave only about 13 cents explicitly focused on LGBTI communities.

According to the Organization for Economic and Co-Operative Development (OECD), development assistance funding totaled nearly US\$ 135 billion in 2013 and more than US\$ 137 billion in 2014, for a combined total of US\$ 272 billion. For the same two-year period, this report finds that government and multilateral agencies awarded about US\$ 127 million specifically for LGBTI issues. In other words, for every US\$ 100 of international aid and assistance, only about 4 cents explicitly focused on LGBTI issues.

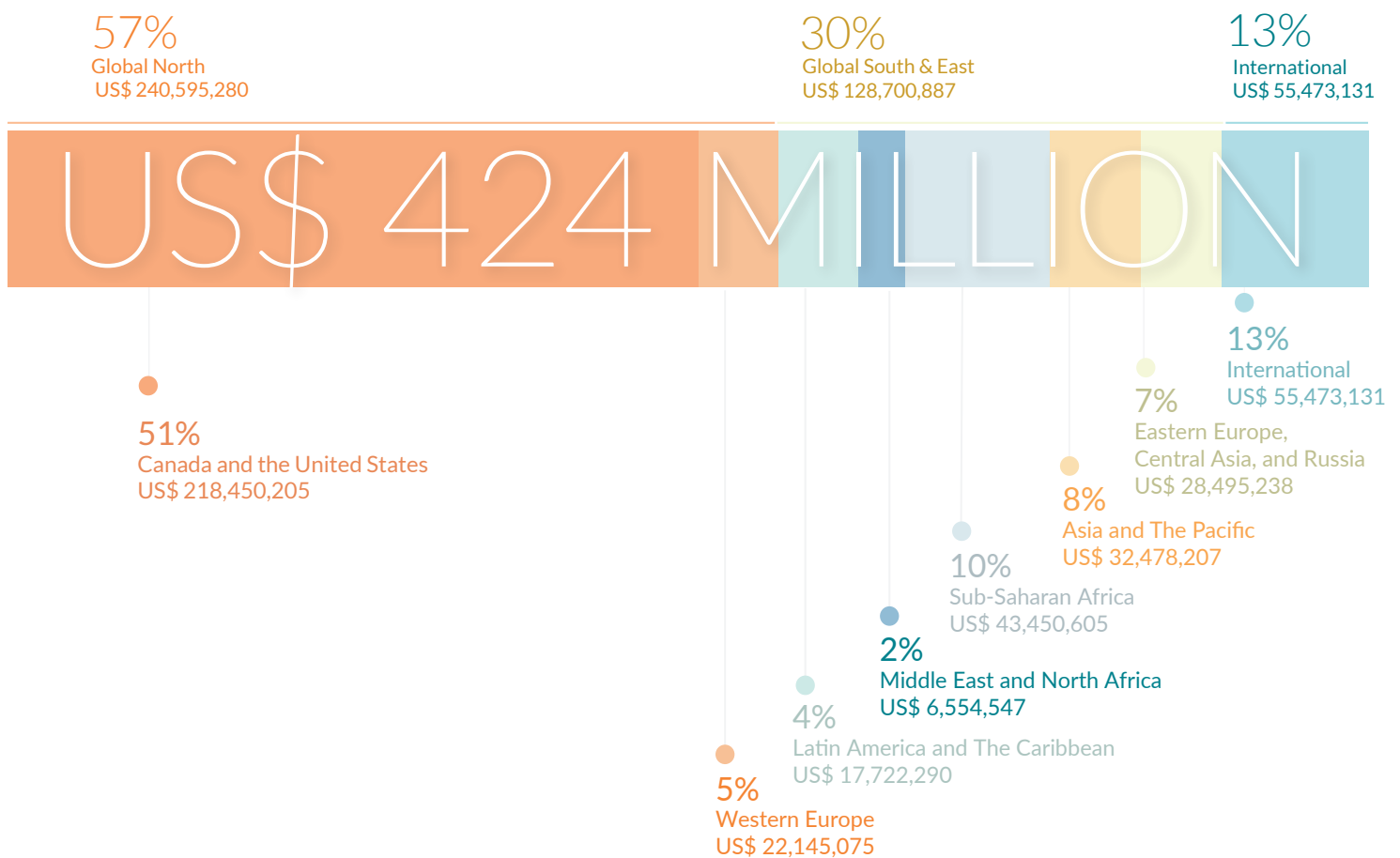
Comparison of LGBTI Funding for the US and LGBTI Funding for The Global South and East (2005-2014)



Overview of Funding by Geographic Focus

This report covers funding focused on seven world regions: Asia and The Pacific; Eastern Europe, Central Asia, and Russia; Latin America and The Caribbean; Middle East and North Africa; Sub-Saharan Africa; United States and Canada; and Western Europe. It also covers funding focused on LGBTI issues at the International level.

LGBTI Funding, by Regional Focus (2013-2014)

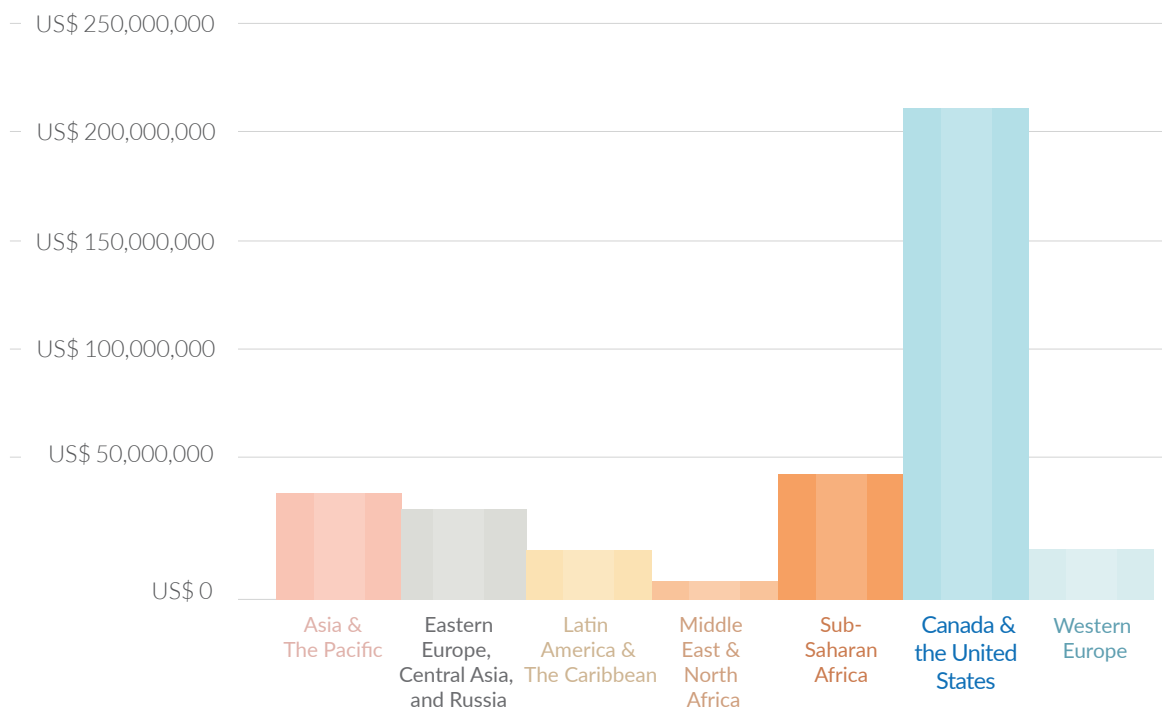


Global LGBTI Funding by Region

During 2013 and 2014, about US\$ 128 million, or 30 percent of all funding for LGBTI issues, was focused on serving or advocating for LGBTI communities in the Global South and East. This total includes US\$ 43 million for Sub-Saharan Africa; US\$ 32 million for Asia and the Pacific; US\$ 28 million for Eastern Europe, Central Asia, and Russia; US\$ 17 million for Latin America and the Caribbean; and US\$ 6 million for the Middle East and North Africa.

In the same period, about US\$ 240 million, or 57 percent of all funding for LGBTI issues, was focused on serving or advocating for LGBTI communities in the Global North. The United States received US\$ 217 million—nearly all of it from foundations and corporations based in the US. Of the remainder, US\$ 22 million focused on LGBTI communities in Western Europe, and US\$ 1.3 million focused on Canada.

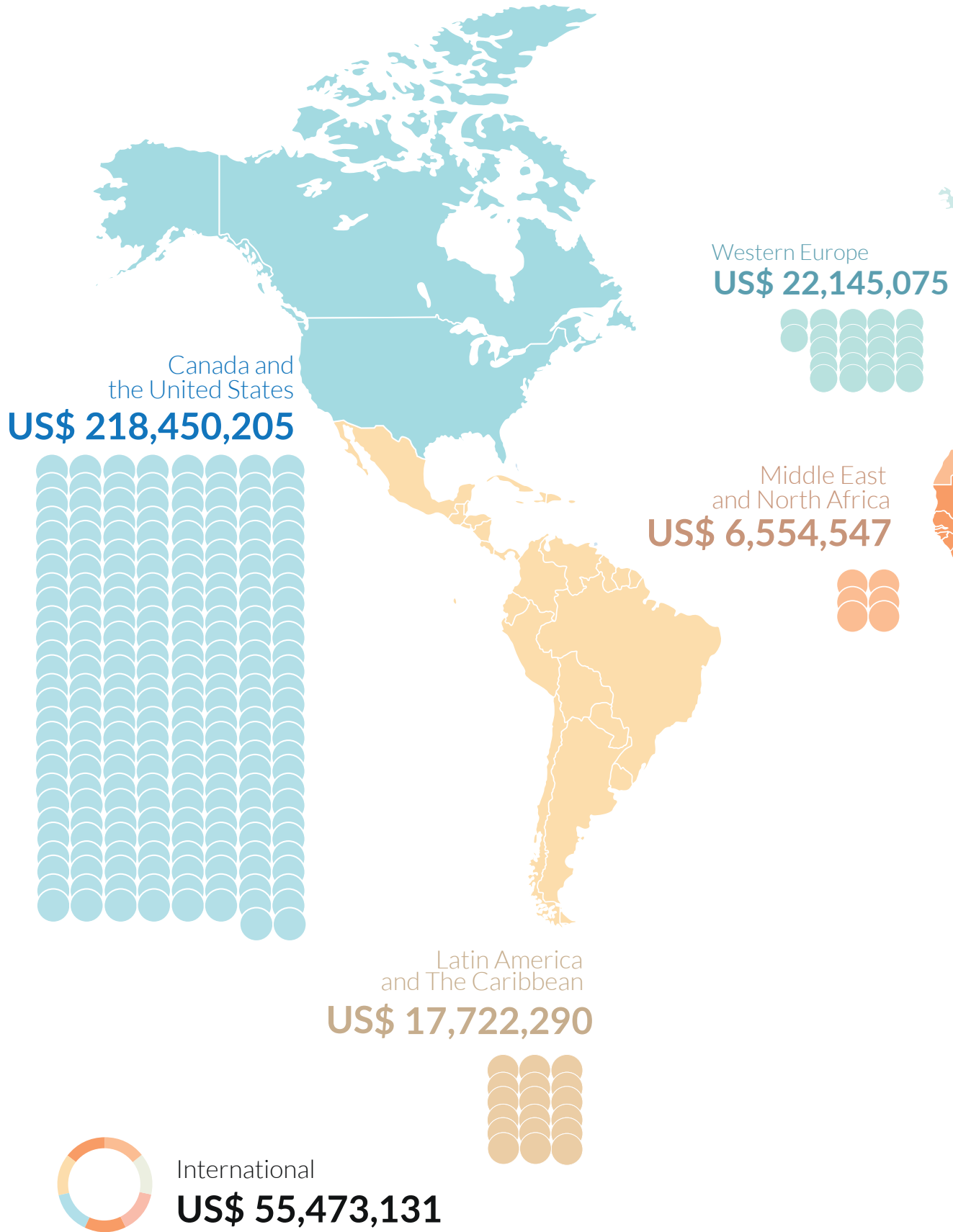
LGBTI Funding, by Focus Region (2013-2014)

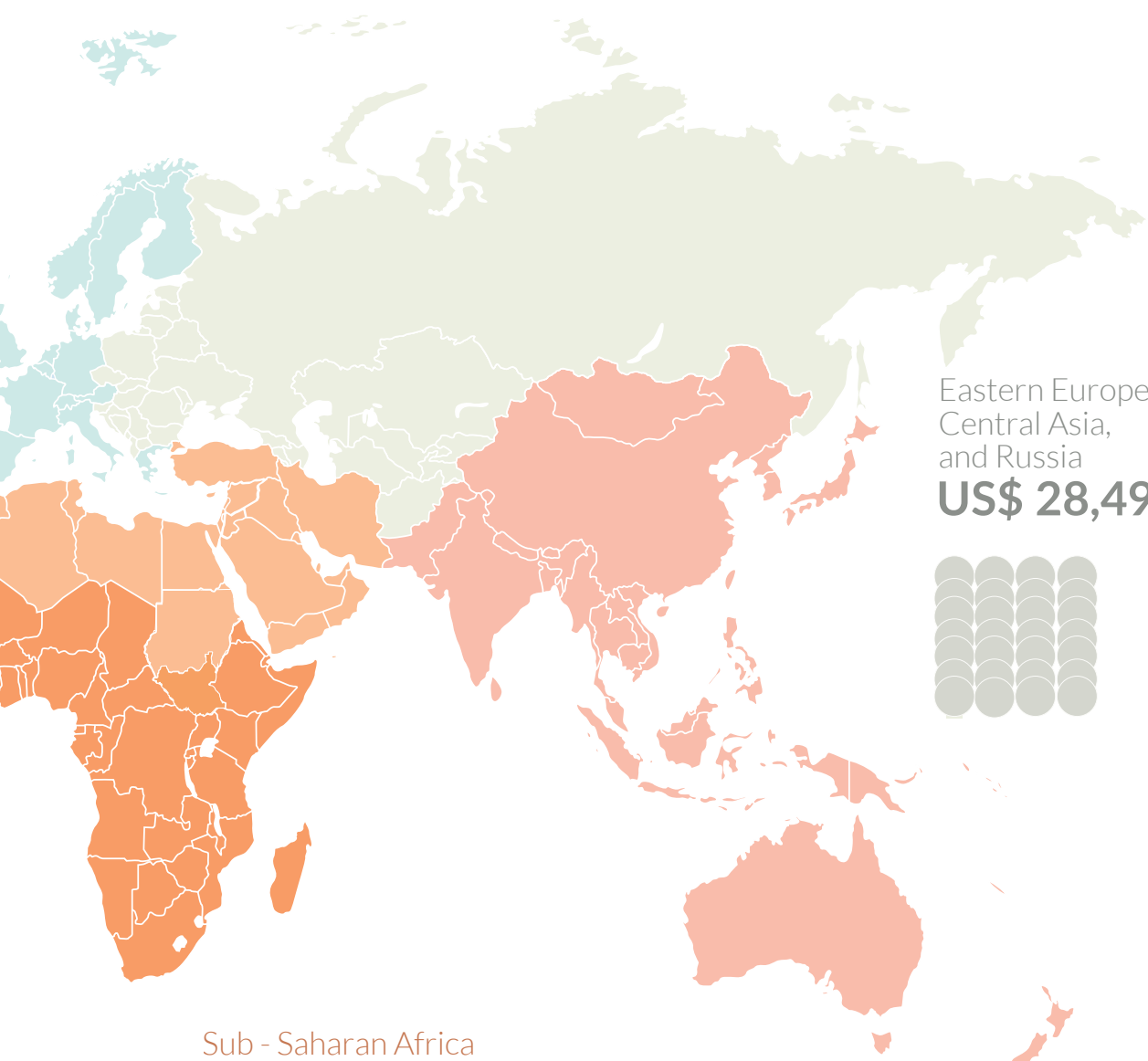


The remaining US\$ 40 million of funding focused on LGBTI issues at the International or Global level. Much of this work was done by international advocacy organizations, such as ILGA, Council for Global Equality, OutRight Action International and Human Rights Watch for work at the global level. This category includes, for example, strengthening and connecting LGBTI movements around the world, as well as advocating for the inclusion of LGBTI rights in international bodies and instruments such as those of the United Nations. Nearly all of the organizations receiving funding for international LGBTI rights are located


in the Global North, and some Global North organizations also receive funding to advance LGBTI rights in the Global South and East. As a result, when LGBTI funding is analyzed by grant recipient location, we find that nearly 67 percent of resources are devoted to organizations in the Global North, and about one-third is devoted to organizations in the Global South and East. This division of resources is an approximate inverse of the world's population: 89 percent of people live in the Global South and East, while only 11 percent live in the Global North.

Map of LGBTI Funding, by Regional Focus (2013-2014)







Eastern Europe,
Central Asia,
and Russia
US\$ 28,495,238



Sub - Saharan Africa
US\$ 43,450,605



Asia
and The Pacific
US\$ 32,478,207



○ 1 coin = US\$ 1 million

Top Funders and Recipients

Funding by Foundations and Intermediaries

The Top 10 foundation funders of LGBTI issues awarded US\$143.3 million, or about 34 percent of all LGBTI funding. The Top 20 foundation funders awarded US\$185.4 million, or about 44 percent of the total. Of the top foundation funders, 18 were based in the United States and two were based in Europe.

Top 20 Foundation Funders of LGBTI Issues, by Total Amount (2013-2014)

Including Funding Focused on the United States

1	Arcus Foundation - New York, United States	US\$	33,837,598
2	Ford Foundation - New York, United States	US\$	30,650,606
3	Gill Foundation - Denver, United States	US\$	14,147,927
4	Hivos - The Hague, The Netherlands	US\$	13,369,497
5	Evelyn & Walter Haas Jr. Fund - San Francisco, United States	US\$	11,264,848
6	Open Society Foundations - New York, United States	US\$	10,861,825
7	Pride Foundation - Seattle, United States	US\$	10,312,547
8	Wells Fargo - Palm Springs, United States	US\$	7,261,533
9	Gilead Sciences - Foster City, United States	US\$	6,006,447
10	Tides Foundation - San Francisco, United States	US\$	5,570,279
11	American Jewish World Service - New York, United States	US\$	5,479,960
12	Henry van Ameringen Foundation - New York, United States	US\$	5,199,000
13	M.A.C. AIDS Fund - New York, United States	US\$	5,099,590
14	Astraea Lesbian Foundation for Justice - New York, United States	US\$	4,359,265
15	The California Endowment - Los Angeles, United States	US\$	3,975,950
16	Elton John AIDS Foundation - New York, United States	US\$	3,869,312
17	amfAR, Foundation for AIDS Research - New York, United States	US\$	3,629,596
18	Sigrid Rausing Trust - London, England	US\$	3,537,433
19	Levi Strauss Foundation - San Francisco, United States	US\$	3,490,950
20	Proteus Fund - Civil Marriage Collaborative - Amherst, United States	US\$	3,450,642

Note: Anonymous donors awarded US\$ 33,973,000 during 2013-2014.

In contrast to other sections of this report, this list of top funders includes re-granting, so as to capture the full amount of LGBTI funding flowing from (or through) each funder.

Excluding funding for the United States, the Top 10 foundation funders of LGBTI issues awarded US\$ 69 million, or 32 percent of LGBTI funding outside the US. The Top 20 foundation funders awarded US\$ 88.5 million, or 43 percent of the total. When funding focused on the US is excluded, the list of Top 20 foundation funders is much more diverse in terms of geographic location: 11 based in the United States, 8 in Western Europe, and 1 in Kenya.

Top 20 Foundation Funders of LGBTI Issues, by Total Amount (2013-2014)

Excluding Funding Focused on the United States

1	Hivos - The Hague, The Netherlands	US\$	13,369,497
2	Arcus Foundation - New York, United States	US\$	13,305,950
3	Open Society Foundations - New York, United States	US\$	10,861,825
4	Ford Foundation - New York, United States	US\$	8,125,317
5	American Jewish World Service - New York, United States	US\$	5,479,960
6	M.A.C. AIDS Fund - New York, United States	US\$	4,104,590
7	amfAR Foundation for AIDS Research - New York, United States	US\$	3,629,596
8	Sigrid Rausing Trust - London, England	US\$	3,537,433
9	Levi Strauss Foundation - San Francisco, United States	US\$	3,490,950
10	COC Netherlands - Amsterdam, The Netherlands	US\$	3,168,643
11	Oxfam Novib - The Hague, The Netherlands	US\$	3,019,210
12	Heartland Alliance for Human Needs and Human Rights - Chicago, United States	US\$	2,298,883
13	Dreilinden - Hamburg, Germany	US\$	2,285,822
14	Astraea Lesbian Foundation for Justice - New York, United States	US\$	2,185,579
15	ViiV Healthcare Research - Triangle Park, United States	US\$	2,131,632
16	Fund for Global Human Rights - Washington, DC, United States	US\$	1,792,682
17	Mama Cash - Amsterdam, The Netherlands	US\$	1,754,197
18	The Obel Family Foundation (Den Obelske Familie Fond) - Aalborg, Denmark	US\$	1,623,126
19	UHAI EASHRI (East African Sexual Health and Rights Initiative) - Nairobi, Kenya	US\$	1,341,117
20	Comic Relief - London, England	US\$	1,077,323

Note: Anonymous donors awarded US\$ 10,897,350 for LGBTI issues outside the U.S. during 2013-2014.

In contrast to other sections of this report, this list of top funders includes re-granting, so as to capture the full amount of LGBTI funding flowing from (or through) each funder.

Top 10 Foundation Funders of LGBTI Issues, by Number of Grants (2013-2014)

Including Funding Focused on the United States

1	Horizons Foundation - San Francisco, United States	572
2	Pride Foundation - Seattle, United States	350
3	Arcus Foundation - New York, United States	341
4	Wells Fargo - Palm Springs, United States	318
5	Our Fund - Wilton Manors, United States	315
6	Astraea Lesbian Foundation for Justice - New York, United States	230
7	Tides Foundation - San Francisco, United States	200
8	Stonewall Community Foundation - New York, United States	187
9	American Jewish World Service - New York, United States	169
10	Open Society Foundations - New York, United States	134

Note: Anonymous donors awarded 146 grants during this period.

Top 10 Foundation Funders of LGBTI Issues, by Number of Grants (2013-2014)

Excluding Funding Focused on the United States

1	American Jewish World Service - New York, United States	168
2	Astraea Lesbian Foundation for Justice - New York, United States	148
3	Open Society Foundations - New York, United States	134
4	HIVOS - The Hague, The Netherlands	130
5	Arcus Foundation - New York, United States	101
6	UHAI EASHRI (East African Sexual Health and Rights Initiative) Nairobi, Kenya	84
7	Fund for Global Human Rights - Washington, DC, United States	75
8	Front Line Defenders - Dublin, Ireland	68
9	M.A.C. AIDS Fund - New York, United States	46
10	amfAR, Foundation for AIDS Research - New York, United States	43
10	Ford Foundation - New York, United States	43

Note: Anonymous donors awarded 45 grants during this period.

Funding by Government and Multilateral Agencies

This report also tracks the grantmaking of 16 governments and multilateral agencies. Collectively they awarded US\$127 million. The Top 10 governments and multilateral agencies supporting LGBTI issues awarded US\$124 million, or 54 percent of all LGBTI funding focused outside the US. Note that all government grants for LGBTI issues were awarded for international work or for work outside the United States - none were focused on work within the United States.

Many national governments award LGBTI funding through multiple agencies. Several governments, for example, reported LGBTI grants awarded through both their ministry of foreign affairs and through a department devoted to international aid. Some government funders submitted consolidated grants data for all of their agencies. In other cases, multiple agencies from a single government submitted separate data on their LGBTI grants. For consistency, this report presents all government funders under the consolidated umbrellas of their national governments (e.g., Government of France). Note that in the cases of some governments, only some but not all agencies submitted data on their LGBTI grants, which may result in an underrepresentation of those countries' overall LGBTI funding. Also note that three governments submitted responses that were largely qualitative or otherwise different from other submissions, which meant that we were unable to include them in this report in order to maintain consistency of the overall data. The governments of Argentina and Uruguay submitted responses detailing various efforts they are undertaking to support LGBTI rights, such as implementing inclusive policies and service programs domestically and advocating for LGBTI rights in the international sphere. The government of Canada submitted information on its LGBTI-focused development aid, but for privacy and confidentiality reasons, was not able to provide a level of detail that would allow for inclusion in this report.

Top 10 Government and Multilateral Funders of LGBTI Issues, by Total Amount (2013-2014)

1	Government of The Netherlands - The Hague, The Netherlands	US\$ 34,902,932
2	Government of Sweden - Stockholm, Sweden	US\$ 33,214,767
3	European Union - Brussels, Belgium	US\$ 14,266,141
4	Global Equality Fund - Washington, DC, United States	US\$ 11,384,884*
5	Government of the United States - Washington, DC, United States	US\$ 11,137,208
6	Government of Norway - Oslo, Norway	US\$ 9,892,015
7	Government of the United Kingdom - London, United Kingdom	US\$ 5,201,112
8	EEA and Norway Grants (Iceland, Liechtenstein and Norway) - Oslo, Norway	US\$ 4,039,054
9	Government of Finland - Helsinki, Finland	US\$ 3,066,043
10	Government of France - Paris, France	US\$ 1,396,437

*Note: In 2014, US\$ 11,384,884 in pooled funding was awarded through the Global Equality Fund. This total amount included contributions from the governments of Chile, Croatia, Denmark, Finland, France, the Netherlands, Norway, Sweden, and the United States.

Note: In contrast to other sections of this report, this list of top funders includes re-granting, so as to capture the full amount of LGBTI funding flowing from (or through) each funder.

Top Grant Recipients

During 2013-2014, 811 nongovernmental organizations, nonprofit agencies, and other civil society organizations received grants for LGBTI issues not focused on the United States. The following list represents the Top 20 organizations to receive grant awards during this two-year period. To avoid double-counting, grants awarded for the purpose of re-granting are not included in this list. **For each top recipient, the list below shows the total amount committed by funders over the two-year period of 2013 - 2014, including the full amount of any multi-year grants received in that period. For example, if an organization was awarded a three-year grant of US\$1.5 million in 2014, the entire US\$1.5 million grant is counted in the total, although the organization may have received their first US\$500,000 disbursement of the grant in 2014.** For a list of top LGBTI grant recipients in the United States, please see *Funders for LGBTQ Issues' 2013 Tracking Report: Lesbian, Gay, Bisexual, Transgender and Queer Grantmaking by US Foundations* and *2014 Tracking Report: Lesbian, Gay, Bisexual, Transgender, and Queer Grantmaking by US Foundations*.

Top 20 Grant Recipients of LGBTI Funding (2013-2014)

Excluding Funding Focused on the United States

1	Bridging the Gaps - Amsterdam, The Netherlands	US\$	15,639,323
2	COC Netherlands - Amsterdam, The Netherlands	US\$	8,824,687
3	ILGA - Europe - Brussels, Belgium	US\$	5,540,831
4	OutRight Action International - New York, United States	US\$	5,321,029
5	United Nations Development Program - New York, United States	US\$	4,359,319
6	Coalition of African Lesbians - Johannesburg, South Africa	US\$	4,255,566
7	ILGA - Geneva, Switzerland	US\$	4,001,922
8	Gay Alliance Ukraine (GAU) - Kiev, Ukraine	US\$	3,104,282
9	Civil Rights Defenders (CRD) - Stockholm, Sweden	US\$	3,088,295
10	RFSL - Stockholm, Sweden	US\$	2,757,856
11	Kaos GL - Ankara, Turkey	US\$	2,309,706
12	Oxfam Novib - The Hague, The Netherlands	US\$	2,035,741
13	African Men for Sexual Health & Rights (AMSHeR) - Johannesburg, South Africa	US\$	1,913,929
14	Council for Global Equality - Washington, DC, United States	US\$	1,850,813
15	Terra Nuova Centro Per Il Volontariato Onlus Associazione - Rome, Italy	US\$	1,845,498
16	GWL Ina - Jakarta, Indonesia	US\$	1,547,595
17	PLACE Tokyo - Tokyo, Japan	US\$	1,500,000
18	PT Foundation - Kuala Lumpur, Malaysia	US\$	1,425,752
19	Human Rights Watch - New York, United States	US\$	1,424,600
20	University of California Los Angeles - Williams Institute - Los Angeles, United States	US\$	1,380,000

Note: These totals include the full amount of any multi-year grants awarded over the two year period of 2013-2014. Most of the top recipients received grants awarded for a period of 3 years or more. As such, the totals listed may exceed their total two-year operating revenue for 2013-2014.

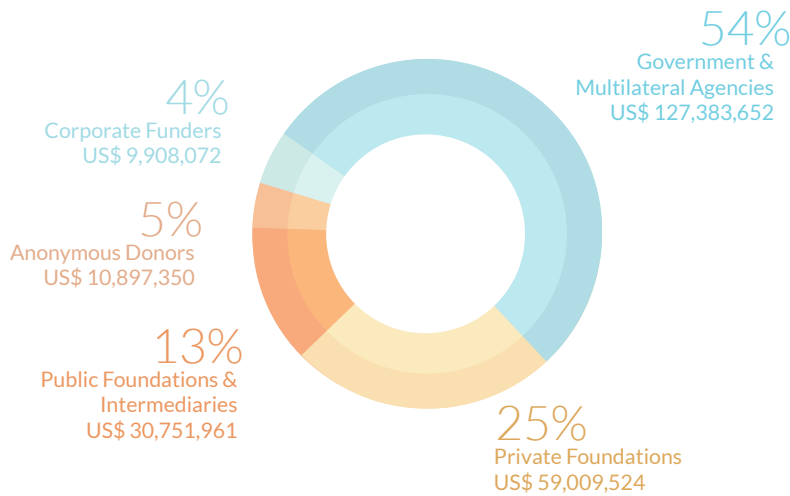
Note: Anonymous Grant Recipients in various locations received a total of US\$ 41,384,086 in 2013 and 2014. These grantees are anonymous for safety and security reasons.

Sources of Global LGBTI Funding

Excluding funding for the US, 54 percent of LGBTI funding came from governments and multilateral agencies. Private foundations awarded 25 percent, public foundations and intermediaries awarded 13 percent, and corporations awarded 4 percent of global LGBTI funding.

Sources of LGBTI Funding, by Funder Type (2013-2014)

Excluding Funding Focused on the United States



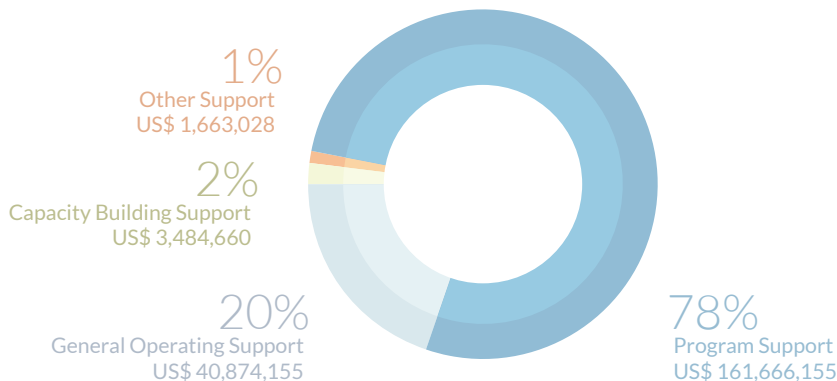
Note: In contrast to other parts of this report, this section includes funding for public foundations awarded for the purposes of re-granting. As such, this does result in some double-counting. However, including re-granting in this analysis is the most accurate way to capture the full amount of global LGBTI funding coming from (or through) the various types of funders.

Type of Support

The majority of global LGBTI funding – nearly 78 percent – was awarded in the form of program support. General operating support only accounted for 20 percent of all global LGBTI funding. Capacity-building support was the only other form of support to receive more than a US\$ 1 million in funding, accounting for 2 percent of all LGBTI funding outside the United States.

Distribution of Global LGBTI Funding, by Type of Support (2013-2014)

Excluding funding focused on the United States



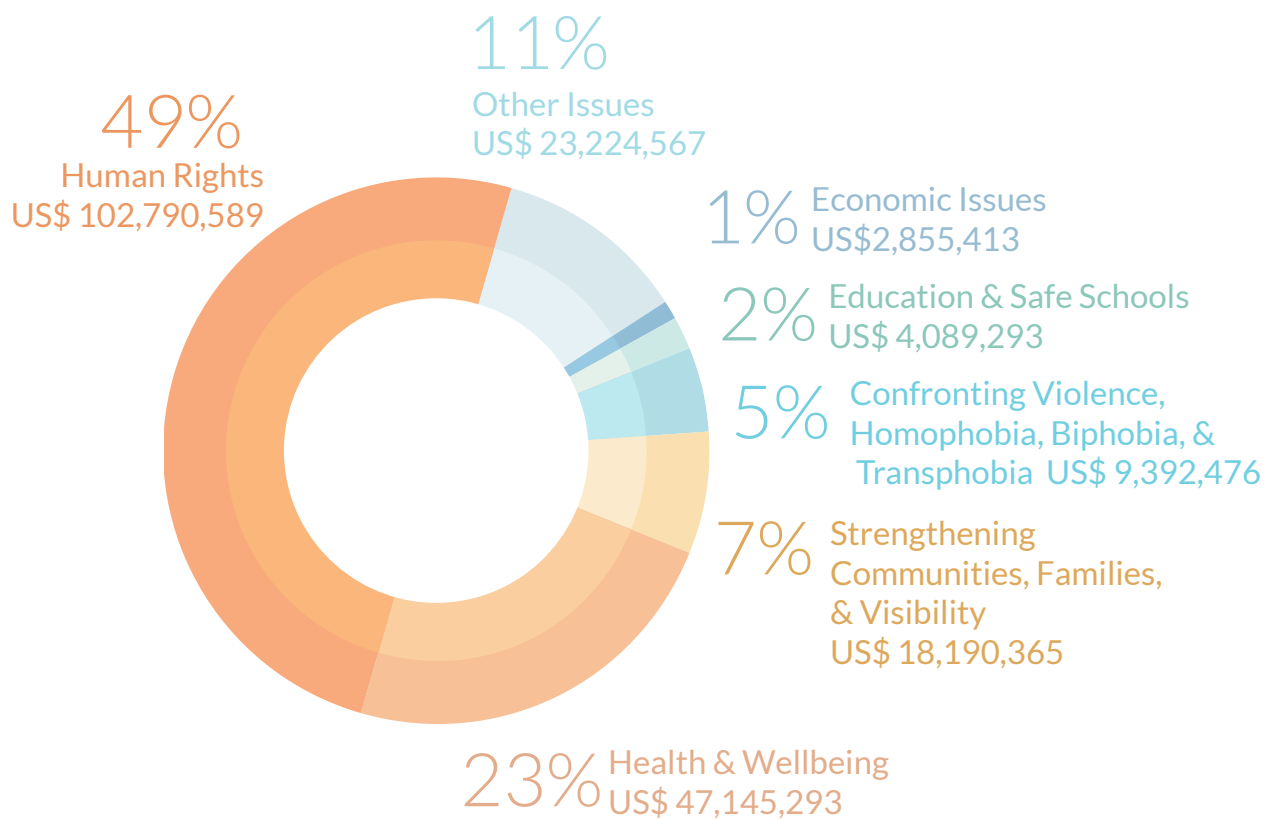
Note: The other types of funding we tracked included capital support, endowment support, matching grants, scholarships, seed funding, sponsorships, and prizes.

Issues Funded

Over the two-year period of 2013 and 2014, US\$207.6 million was awarded to LGBTI issues outside the United States. Human Rights was the highest funded issue area, receiving US\$102.7million, or almost 50 percent, of this funding. Health and Wellbeing received US\$47 million - of which 77 percent was for HIV/AIDS. Funding to Strengthen Community, Families and Visibility saw almost US\$18 million, or 9 percent of the total, while organizations working on Economic Issues, Education and Safe Schools Issues, and addressing Violence, Homophobia, Biphobia and Transphobia saw less than 5 percent of the total funding each. About 11 percent of LGBTI funding was for Other Issues, largely because the details of these grants were not reported in order to maintain the anonymity and safety of the organizations receiving funding.

Issues Funded, by Total Amount (2013-2014)

Excluding Funding Focused on the United States



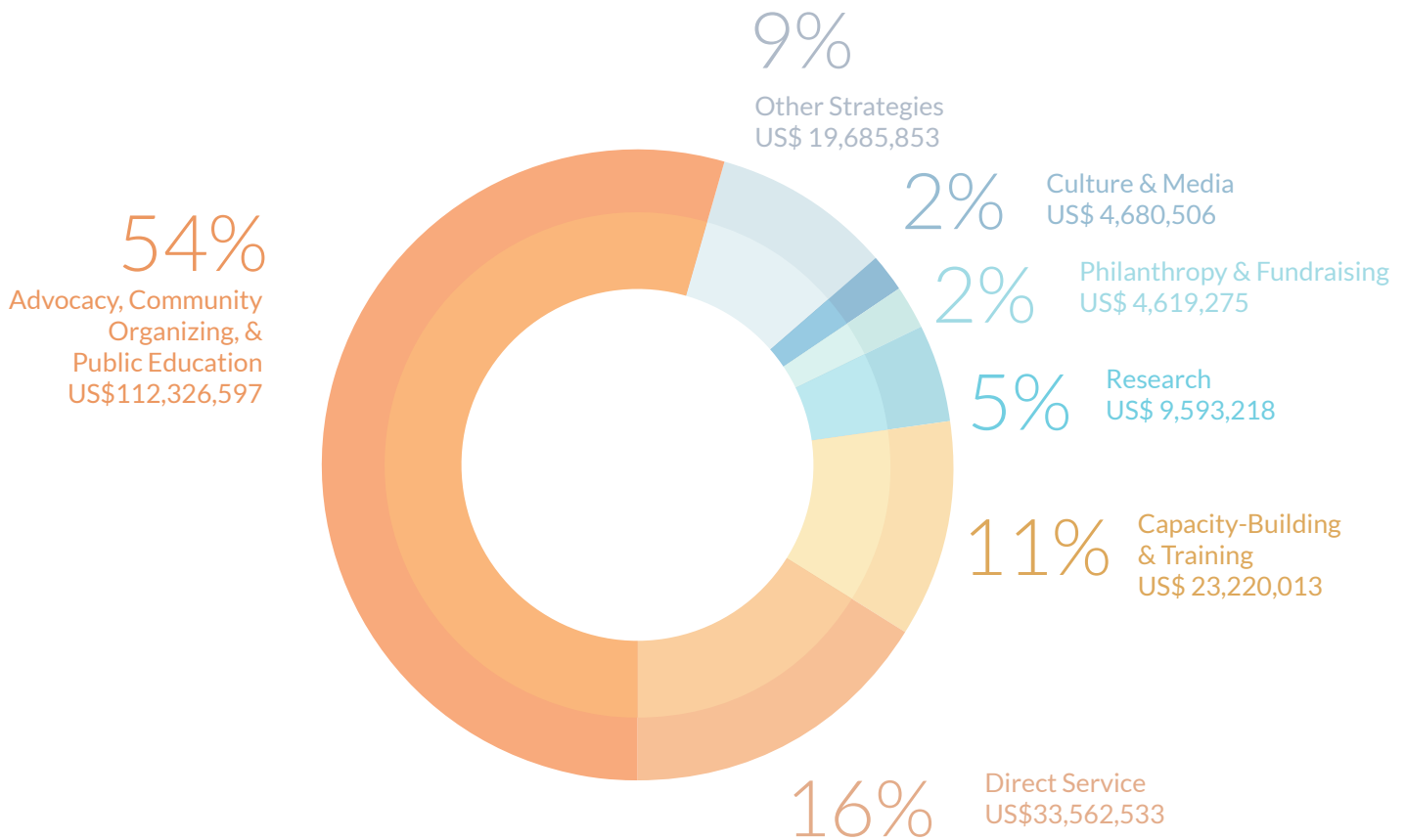
Human Rights	US\$	102,790,589	49%
Challenging Discriminatory Anti-LGBTI Laws	US\$	3,781,338	2%
Decriminalization and Criminal Justice Reform	US\$	881,344	<1%
Gender Identity Protections	US\$	3,789,866	2%
Human Rights (General)	US\$	84,730,036	41%
Marriage/Civil Unions	US\$	474,187	<1%
Immigration and Refugee Issues	US\$	2,349,943	1%
Nondiscrimination Protections	US\$	1,594,974	1%
Sexual and Reproductive Rights/Justice	US\$	5,018,632	2%
Religious Exemptions	US\$	\$170,000	<1%
Health & Wellbeing	US\$	47,145,293	23%
Cultural Competence and Data Collection	US\$	1,409,468	1%
General Health Services and Health Promotion	US\$	2,164,640	1%
HIV/AIDS	US\$	36,641,292	18%
Mental Health, Substance Abuse, and Suicide Prevention	US\$	1,995,509	1%
Sexual and Reproductive Health	US\$	4,934,384	2%
Strengthening Communities, Families, & Visibility	US\$	18,190,365	9%
Community Building and Empowerment	US\$	8,959,838	4%
Religion	US\$	3,076,845	1%
Strengthening Families	US\$	576,268	<1%
Visibility	US\$	5,577,413	3%
Confronting Violence, Homophobia, Biphobia, & Transphobia	US\$	9,392,476	5%
Anti-Violence	US\$	3,437,581	2%
Homophobia, Biphobia and Transphobia	US\$	5,954,894	3%
Education & Safe Schools	US\$	4,089,293	2%
Education and Safe Schools	US\$	4,089,293	2%
Economic Issues	US\$	2,855,413	1%
Food Security	US\$	20,200	<1%
Housing and Homelessness	US\$	209,670	<1%
Labor and Employment	US\$	2,625,543	1%
Other Issues	US\$	23,224,567	11%
Multi-Issue	US\$	9,282,211	4%
Philanthropy	US\$	2,307,502	1%
Unspecified	US\$	11,634,855	6%
Grand Total	US\$	207,687,997	

Strategies Funded

Over the two-year period of 2013 and 2014, US\$207.6 million was awarded to organizations advancing various strategies to serve and empower LGBTI communities outside the United States. Advocacy, Community Organizing, and Public Education was the top funded strategy, receiving US\$112.3 million, or 54 percent, of LGBTI funding outside the US. Direct Service was the second highest funded strategy and received US\$33.5 million, or 16 percent, followed by funding for Capacity-Building and Training, which received US\$23 million or 11 percent of all funding. Grant recipients engaged in Research received \$9.5 million or 5% of global LGBTI funding, while organizations involved in using Culture and Media strategies received US\$4.6 million, or 2 percent. Grant recipients working to advance Philanthropy and Fundraising strategies also received US\$4.6 million, or 2 percent, while projects that used Multiple Strategies received US\$19.6 million, or 9 percent of all LGBTI funding.

Strategies Funded, by Total Amount (2013-2014)

Excluding Funding Focused on the United States



Advocacy, Community Organizing, & Public Education	US\$ 112,326,597	54%
Advocacy (General)	US\$ 84,756,862	41%
Community Organizing	US\$ 4,829,519	2%
Intergovernmental Advocacy	US\$ 4,793,350	2%
Litigation	US\$ 4,848,649	2%
Public Education, Communications, Mass Sensitization Campaigns	US\$ 13,098,218	6%
Direct Service	US\$ 33,562,533	16%
Direct Service	US\$ 33,562,533	16%
Capacity-Building & Training	US\$ 23,220,013	11%
Conferences, Seminars and Travel Grants	US\$ 3,430,980	2%
Leadership Development	US\$ 1,286,915	1%
Organizational Capacity Building	US\$ 6,548,861	3%
Training and Technical Assistance	US\$ 11,953,258	6%
Research	US\$ 9,593,218	5%
Curriculum Development	US\$ 615,344	<1%
Publications	US\$ 418,303	<1%
Research	US\$ 8,559,571	4%
Philanthropy & Fundraising	US\$ 4,619,275	2%
Fundraising Event	US\$ 5,000	<1%
Matching Grant	US\$ 81,441	<1%
Philanthropy	US\$ 4,532,834	2%
Culture & Media	US\$ 4,680,506	2%
Culture	US\$ 1,570,511	1%
Digital Media and Online Services	US\$ 1,184,732	1%
Film, Video and Radio	US\$ 1,925,264	1%
Multi-Strategy & Other	US\$ 19,685,853	9%
Multi-Strategy	US\$ 19,099,108	9%
Other	US\$ 548,542	<1%
Unspecified	US\$ 38,203	<1%
Grand Total	US\$ 207,687,997	

Population Focus

The vast majority of grants - 82 percent or almost US\$170 million - of the US\$207.6 million awarded to LGBTI issues outside the US did not focus on a specific LGBTI population. These grants were designated to serve “LGBTI people” broadly, either by the funder and/or grant recipient. This means, there is no accurate way to estimate how -or if- these grants reached special populations within the LGBTI community or focused on their unique needs. This section examines funding for distinct sections of the LGBTI community and highlights funding that was explicitly focused on key LGBTI populations.

Funding by Sexual Orientation

Over the two year period of 2013 and 2014, funding specifically focused on the unique needs of Gay and Bisexual Men, Queer Men, and Men who Have Sex with Men (MSM) totaled US\$21 million, or 10 percent. Funding focused on Lesbian and Bisexual Women, and Queer Women totaled US\$ 9.5 million, or 5 percent of LGBTI funding outside the US. Projects focused on serving the specific needs of Bisexual communities received US\$ 136,687, or less than one percent of the total.

Much of the population-focused funding by sexual orientation was highly concentrated on specific issues, strategies, or geographies. Nearly two-thirds of funding for Gay and Bisexual men, Queer Men, and Men who Have Sex with Men (MSM) was devoted to HIV/AIDS - 70 percent was for HIV/AIDS initiatives in Asia and the Pacific and 10 percent was for HIV/AIDS initiatives in Sub-Saharan Africa. 99 percent of funding for Bisexual communities was for Research, with over 90 percent of funding for Bisexual communities going to Western Europe. Nearly half (47 percent) of funding for Lesbians was for Community Organizing, and 60 percent was for Sub-Saharan Africa.

Funding by Gender Identity

Over the two-year period of 2013 and 2014, funding specifically focused on the unique needs of Transgender communities was US\$23 million. Within this figure, projects specifically focused on Transgender Women received almost US\$2 million and projects focused on Transgender Men received less than US\$ 60,000. Projects that explicitly served the needs of Intersex communities received about US\$ 700,000, or less than 1 percent of the total amount awarded for global LGBTI issues.

Similar to funding by sexual orientation, much of the population-focused funding by gender identity was concentrated on specific issues, strategies and geographies. 52 percent of Transgender funding was for Human Rights, and 32 percent was for Health and Wellbeing issues. Less than US\$ 2 million went to Confronting Violence, Homophobia, Biphobia and Transphobia affecting Transgender and Intersex communities and approximately, US\$1.7 million of funding for Transgender communities went to Strengthening Community, Families and Visibility. One-third of Transgender funding was focused on Asia and the Pacific and 20 percent each went to Latin America and the Caribbean and Sub-Saharan Africa.

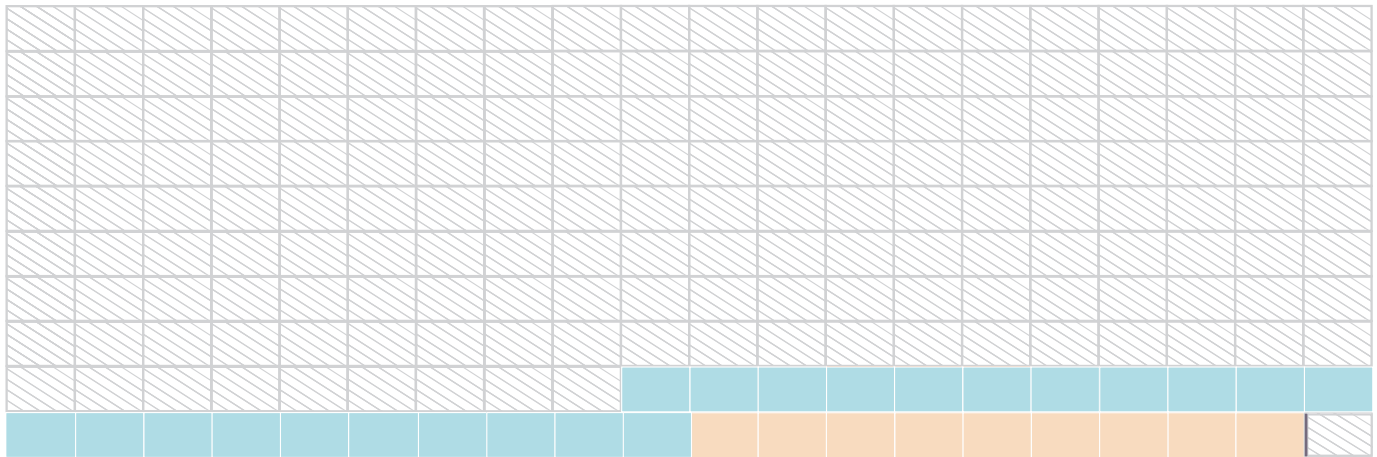
Funding by Sexual Orientation, by Total Amount (2013-2014)

Excluding Funding Focused on the United States

Gay/Bisexual Men/Queer Men/MSM
US\$ 21,052,021

Lesbian/Bisexual Women/Queer Women
US\$ 9,533,845

Bisexual
US\$ 136,687



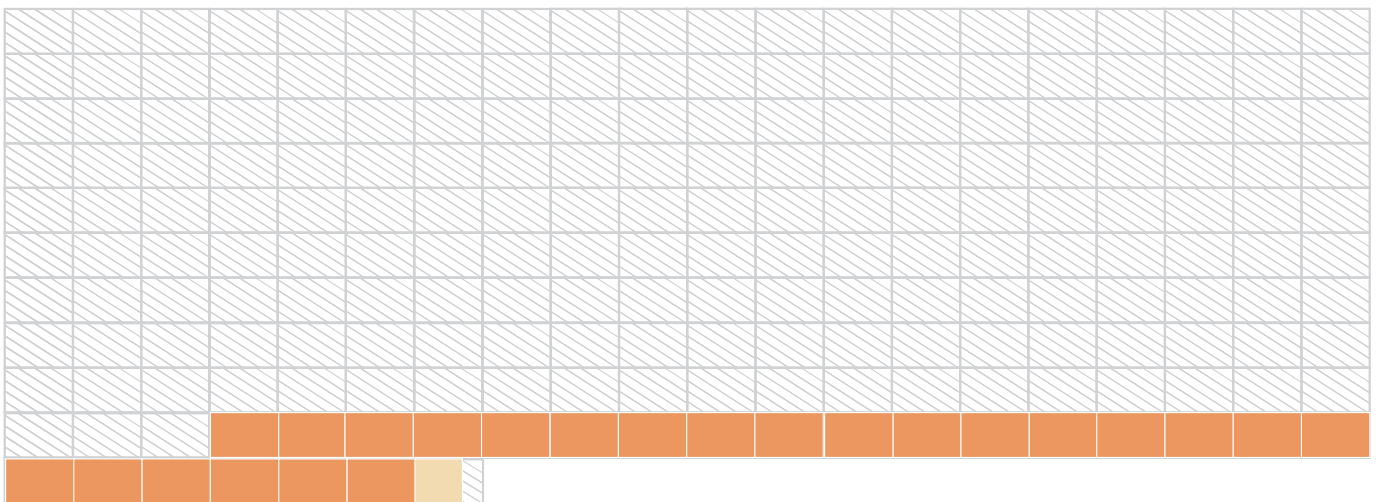
□ = US\$ 1 million ▨ Sexual Orientation Unspecified US\$ 169,797,902

Funding by Gender Identity, by Total Amount (2013-2014)

Excluding Funding Focused on the United States

Transgender
US\$ 23,121,907

Intersex
US\$ 709,807



□ = US\$ 1 million ▨ Gender Identity Unspecified US\$ 183,683,927

Funding for Other Populations

This section tracks the amount of funding explicitly focused on other key populations within LGBTI communities.

Of the US\$36 million of global LGBTI funding addressing HIV/AIDS, about one third focused on directly serving People Living with HIV/AIDS. Funding for LGBTI Sex Workers was US\$ 6.2 million, or 4 percent of overall LGBTI grantmaking. Over the two-year period of 2013-2014, grantmaking to support LGBTI Immigrants, Refugees, and Asylum Seekers totaled US\$ 3.7 million, funding for Low-income and Homeless or Marginally-Housed LGBTI people was US\$2.7 million.

LGBTI People with Disabilities received US\$2.7 million and funding for Survivors of Violence was US\$ 2.4 million. Half-a-million US dollars focused on Indigenous LGBTI communities, and another US\$ 1.4 million focused specifically on LGBTI Ethnic Minorities.

Funding that was focused on LGBTI Substance Users and People in Recovery, Incarcerated and Formerly Incarcerated People, and Military Service Members and Veterans was less than US\$ 600,000 each.

Funding for Other LGBTI Populations, by Total Amount (2013-2014)

Excluding funding focused on the United States

People Living with HIV/AIDS (PLWHA)
US\$ 10,189,391

Sex Workers
US\$ 6,234,596

Immigrants, Refugees, and Asylum Seekers
US\$ 3,744,749

Survivors of Violence
US\$ 2,444,612

Ethnic Minorities
US\$ 1,469,883

People with Disabilities
US\$2,703,121

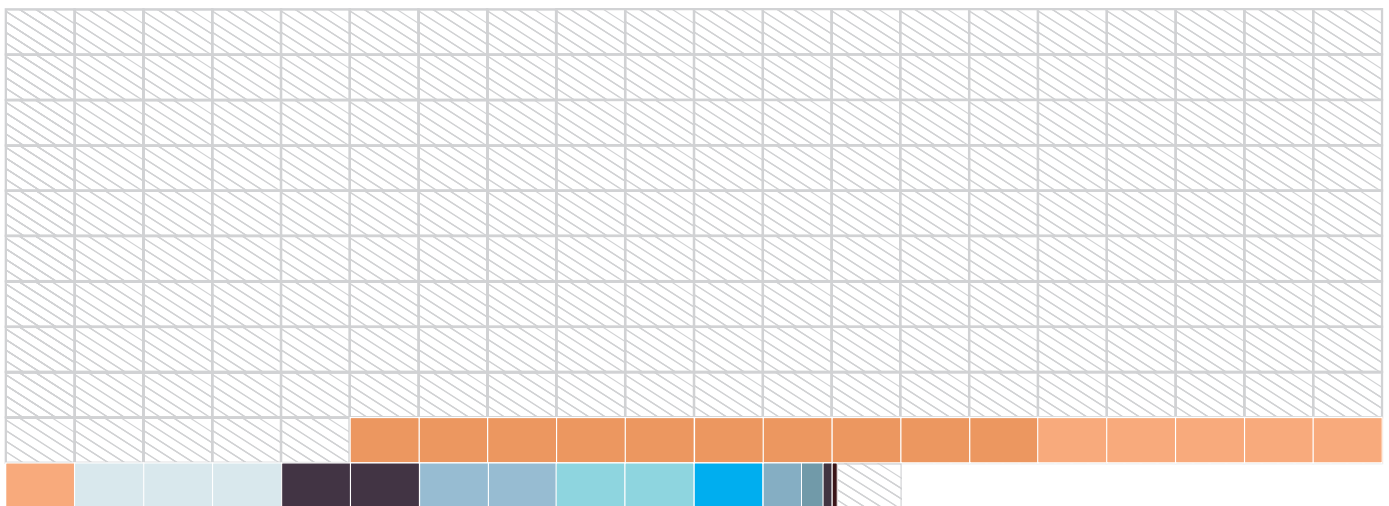
Indigenous Communities
US\$ 515,070

Substance Users & People in Recovery
US\$ 372,046

Incarcerated and Formerly Incarcerated People
US\$ 269,567

Low-income and Homeless or Marginally Housed People
US\$2,730,855

Military Service Members and Veterans
US\$ 42,000



□ = US\$ 1 million

▨ Unspecified US\$185,126,584


Over the two-year period of 2013 and 2014, funding focused on LGBTI Children and Youth totaled about US\$ 12.4 million, and funding focused on LGBTI Older Adults was about US\$ 350,000.

Funding by Age, by Total Amount (2013-2014)

Excluding Funding Focused on the United States

Children & Youth
US\$12,434,687

Older Adults
US\$ 343,288



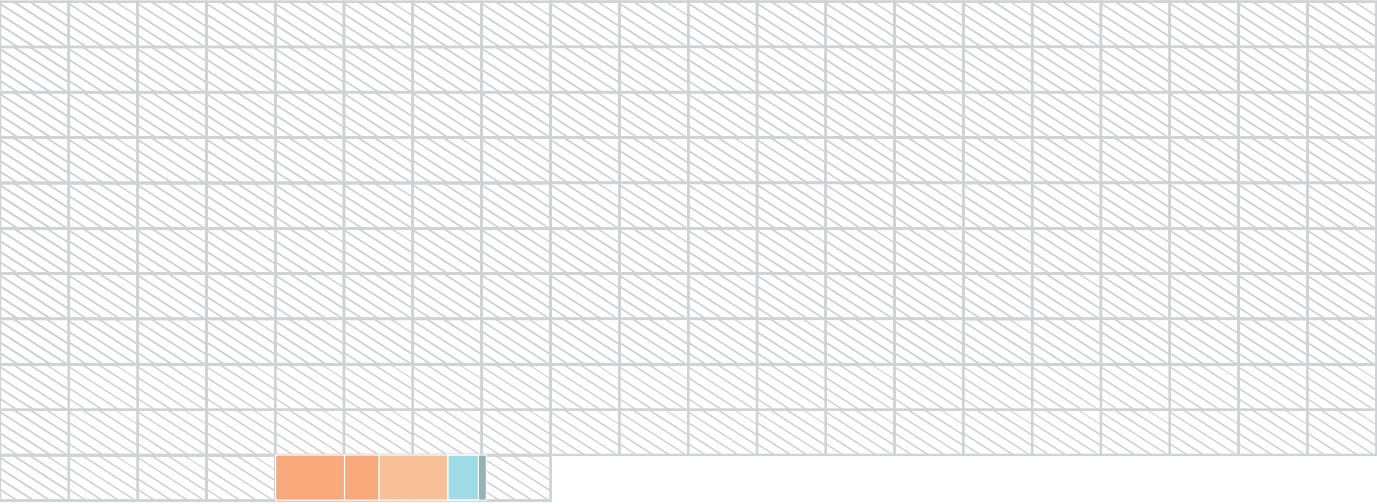
□ = US\$ 1 million ▨ Age Unspecified US\$194,910,022

Over the two-year period of 2013 and 2014, funding for People of Faith working to increase awareness and acceptance of LGBTI issues within their communities reached US\$ 3 million. Notably, Muslim LGBTI communities received US\$ 1.5 million, Christian LGBTI communities received under US\$ 1 million and Jewish LGBTI communities received under US\$100,000. Interfaith LGBTI efforts received under US\$500,000.

Funding for LGBTI People of Faith, by Total Amount (2013-2014)

Excluding funding focused on the United States

Muslim US\$ 1,575,139	People of Faith / Interfaith (General) US\$ 472,350
Christian US\$934,056	Jewish US\$ 83,948



= US\$ 1 million
 Unspecified US\$204,622,503

LGBTI Funding for the Global South and East

Over the two-year period of 2013-2014, 73 foundations, corporations, intermediaries, government donors and multilateral agencies awarded 1,706 grants totaling US\$ 128,700,887 for LGBTI issues in the Global South and East. For the purposes of this report, the Global South and East is defined to encompass Asia and The Pacific; Eastern Europe, Central Asia, and Russia; Latin America and The Caribbean; Sub-Saharan Africa; and Middle East and North Africa. These regions include most of the world's lower-income and middle-income countries as well as a handful of higher-income countries. They are home to 89 percent of the global population, but received only 30 percent of LGBTI funding in this time period.

Top Funders and Recipients

The Top 10 funders of LGBTI issues for the Global South and East awarded more than US\$ 90.7 million, or 66 percent of the total. Five of the Top 10 funders were foundations, and the remaining five were governments or multilateral organizations.

Top 10 LGBTI Funders for the Global South and East, by Total Amount (2013-2014)

1	Government of Sweden - Stockholm, Sweden	US\$ 22,592,307
2	Hivos - The Hague, The Netherlands	US\$ 12,329,193
3	European Union - Brussels, Belgium	US\$ 10,941,026
4	Government of The Netherlands - The Hague, The Netherlands	US\$ 8,691,474
5	Open Society Foundations - New York, United States	US\$ 7,652,503
6	Government of the United States - Washington, DC, United States	US\$ 7,503,066
7	Global Equality Fund - Washington, DC, United States	US\$ 6,702,265
8	Ford Foundation - New York, United States	US\$ 5,970,317
9	Arcus Foundation - New York, United States	US\$ 5,069,750
10	American Jewish World Service - New York, United States	US\$ 3,874,830

The Top 10 grant recipients of LGBTI funding for the Global South and East received a total of US\$ 51.8 million, or 40 percent of the total. The total for top ten grant recipients includes more than US\$ 23 million awarded to various anonymous grantees. Of the top ten recipients, six were organizations located in the US and Western Europe that received funding specifically for their work in the Global South and East.

Top 10 Recipients of LGBTI Funding for the Global South and East (2013-2014)

1	United Nations Development Program (UNDP) - New York, United States	US\$	4,359,319
2	Coalition of African Lesbians - Johannesburg, South Africa	US\$	4,255,566
3	OutRight Action International (formerly International Gay and Lesbian Human Rights Commission) - New York, United States	US\$	3,404,515
4	Bridging the Gaps - Amsterdam, The Netherlands	US\$	3,242,606
5	Gay Alliance Ukraine (GAU) - Kiev, Ukraine	US\$	3,104,282
6	Civil Rights Defenders - Stockholm, Sweden	US\$	3,088,295
7	RFSL - Stockholm, Sweden	US\$	2,757,856
8	Kaos GL - Ankara, Turkey	US\$	2,309,706
9	OXFAM NOVIB - The Hague, The Netherlands	US\$	2,035,741
10	African Men for Sexual Health and Rights (AMSHeR) - Johannesburg, South Africa	US\$	1,913,929

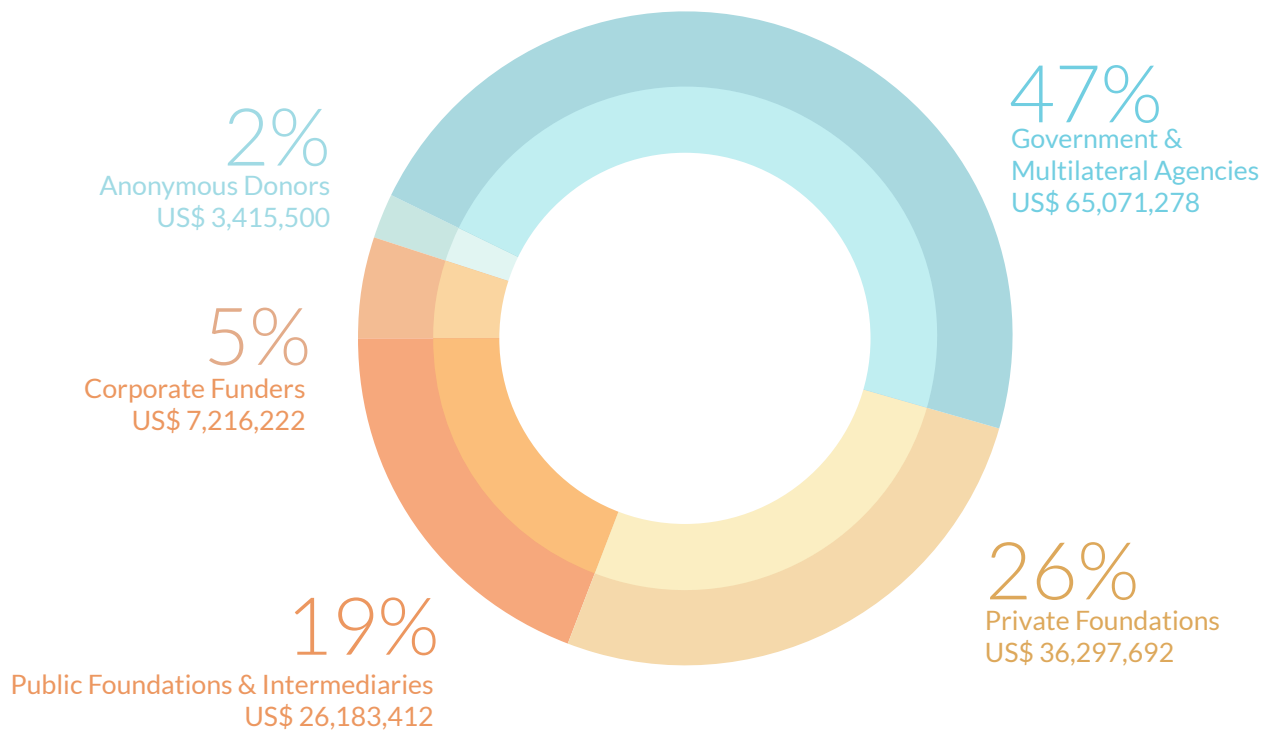
Note: These totals include the full amount of any multi-year grants awarded over the two year period of 2013-2014. Most of the top recipients received grants awarded for a period of 3 years or more. As such, the totals listed may exceed their total two-year operating revenue for 2013-2014.

Note: Anonymous Grantees located in various locations received US\$ 23,194,798 during the two year period of 2013-2014.

Sources of LGBTI Funding for the Global South and East

During the two-year period of 2013-2014, the largest share (47 percent) of LGBTI funding for the Global South and East was awarded by government agencies. Significant shares of funding were also provided by private foundations (26 percent) and by public foundations and intermediaries (19 percent).

Sources of LGBTI Funding for the Global South and East, by Funder Type (2013-2014)



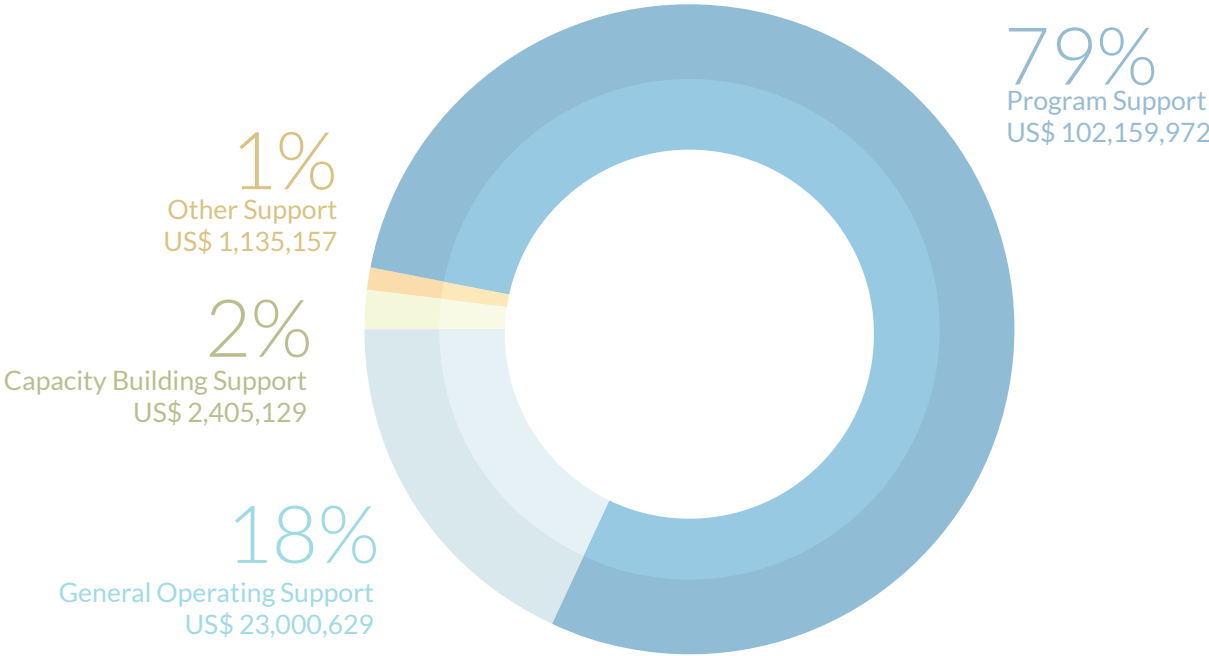
Note: This section and chart includes US\$ 9,695,579 in grants awarded to intermediaries for the purpose of being re-granted to other organizations.

Type of Support and Grant Duration

During the two-year period of 2013-2014, 79 percent of LGBTI funding for the Global South and East was restricted for specific programs. While 18 percent of funding was for general operating or unrestricted support, and two percent of funding was for capacity building. All other types of support, such as capital support and emergency funding, received a combined total of about one percent of funding.

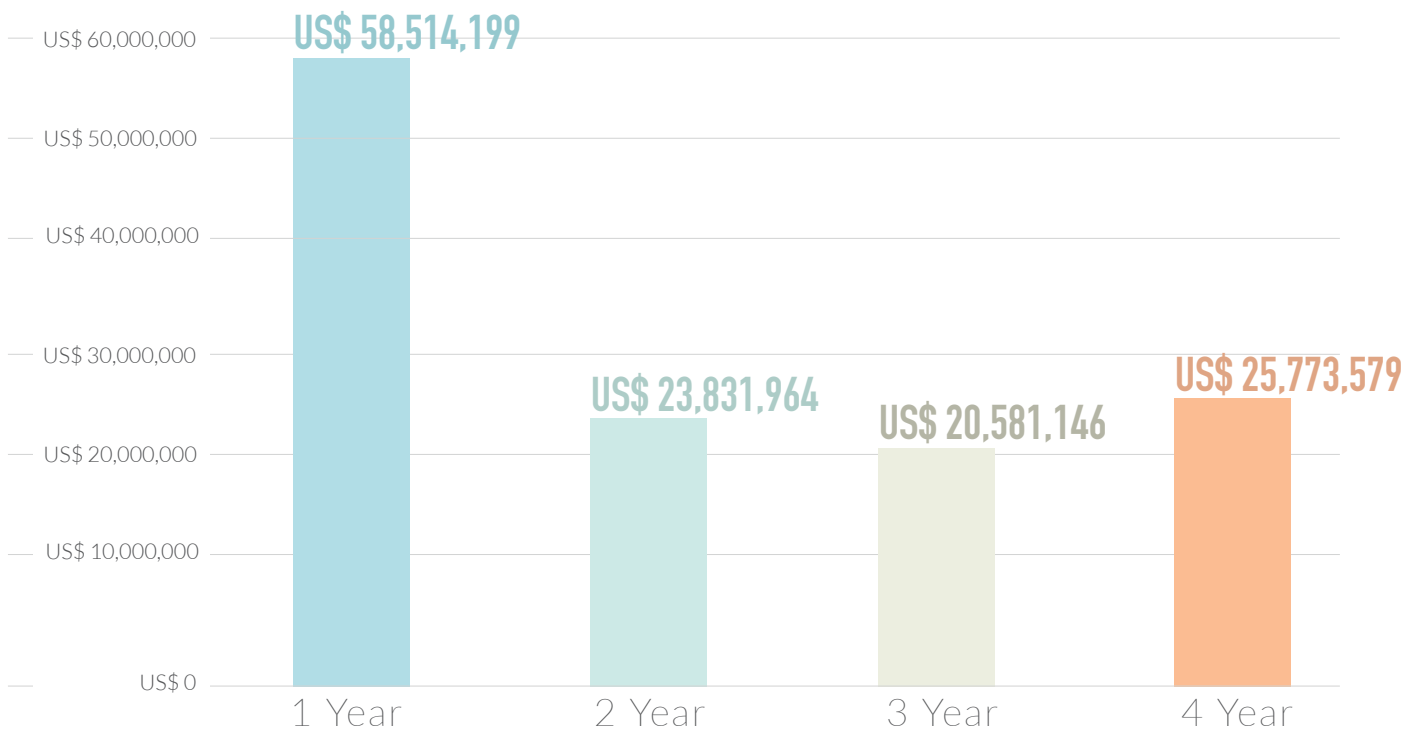
While emergency funding constituted less than one percent of the total amount awarded, there were 110 emergency grants awarded, or about 6.5 percent of the total number of grants.

LGBTI Funding for the Global South and East, by Type of Support (2013-2014)



Examining LGBTI funding for the Global South and East by the duration of grants, more than US\$ 58.5 million (or 45 percent of the total) were awarded for grant periods of one year or less. More than US\$ 70 million was awarded for various grant durations of two years or more

Funding for LGBTI Issues in the Global South and East, by Grant Duration (2013-2014)



FOCUS: ASIA & THE PACIFIC

Over the two-year period of 2013 and 2014, 31 grantmakers gave out US\$ 32.5 million for LGBTI issues in Asia and the Pacific. The top ten funders provided more than 85 percent of funding for Asia and the Pacific, and only one other funder (the Open Society Foundations) awarded more than US\$ 1 million for the region.

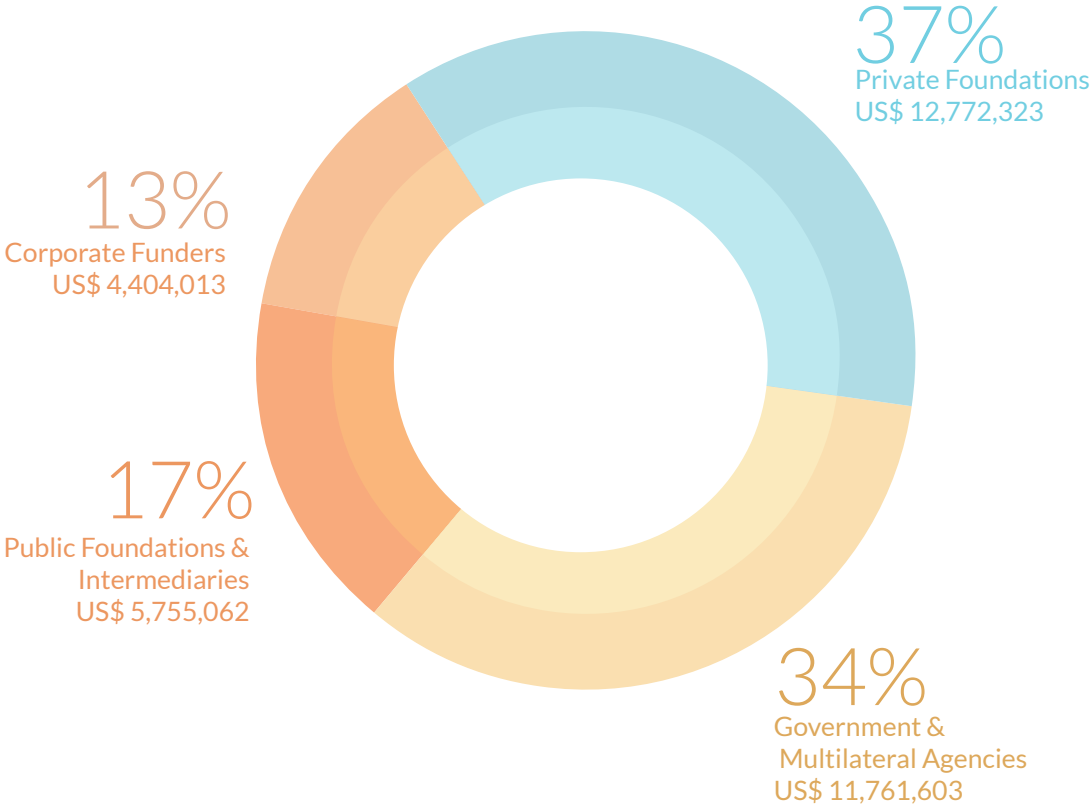
Top 10 LGBTI Funders for Asia and The Pacific (2013-2014)

1	Hivos - The Hague, The Netherlands	US\$ 7,289,800
2	Government of Sweden - Stockholm, Sweden	US\$ 3,934,314
3	Global Equality Fund - Washington, DC, United States	US\$ 2,898,222
4	Ford Foundation - New York, United States	US\$ 2,695,317
5	Government of the United States - Washington, DC, United States	US\$ 2,127,368
6	amfAR, Foundation for AIDS Research - New York, United States	US\$ 2,073,593
7	Levi Strauss Company Foundation - San Francisco, United States	US\$ 2,060,950
8	ViiV Healthcare - Research Triangle Park, United States	US\$ 1,800,000
9	European Union - Brussels, Belgium	US\$ 1,725,899
10	Arcus Foundation - New York, United States	US\$ 1,706,000

Funder Type

Private foundations account for 37 percent of LGBTI funding for Asia and the Pacific. Government and multilateral agencies account for 34 percent. Both corporate funders and public foundations make up a larger portion of LGBTI funding for Asia and the Pacific than for global LGBTI funding overall, at 13 percent and 17 percent, respectively.

Sources of LGBTI Funding for Asia and The Pacific, by Funder Type (2013-2014)

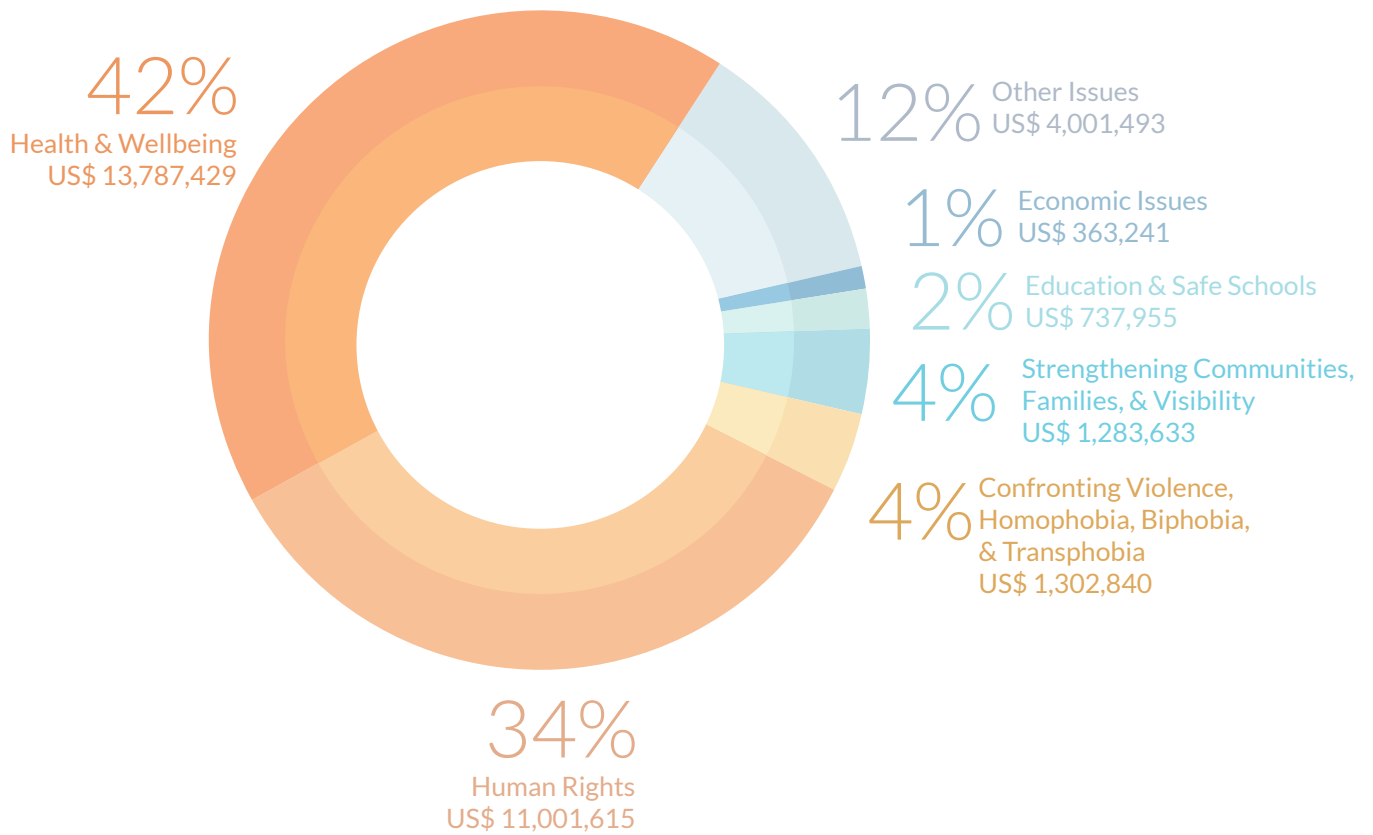


Note: This section and chart includes US \$2,214,793 in grants awarded to intermediaries for the purpose of being re-granted to other organizations.

Funding By Issue Area

Funding for LGBTI issues in Asia and the Pacific focused heavily on human rights issues and health and wellbeing issues, with the two areas combined capturing more than three-quarters of all funding for the region. Under the umbrella of health and wellbeing, nearly one-third of all LGBTI funding in the region addressed HIV/AIDS.

LGBTI Funding for Asia and The Pacific, by Issue (2013-2014)

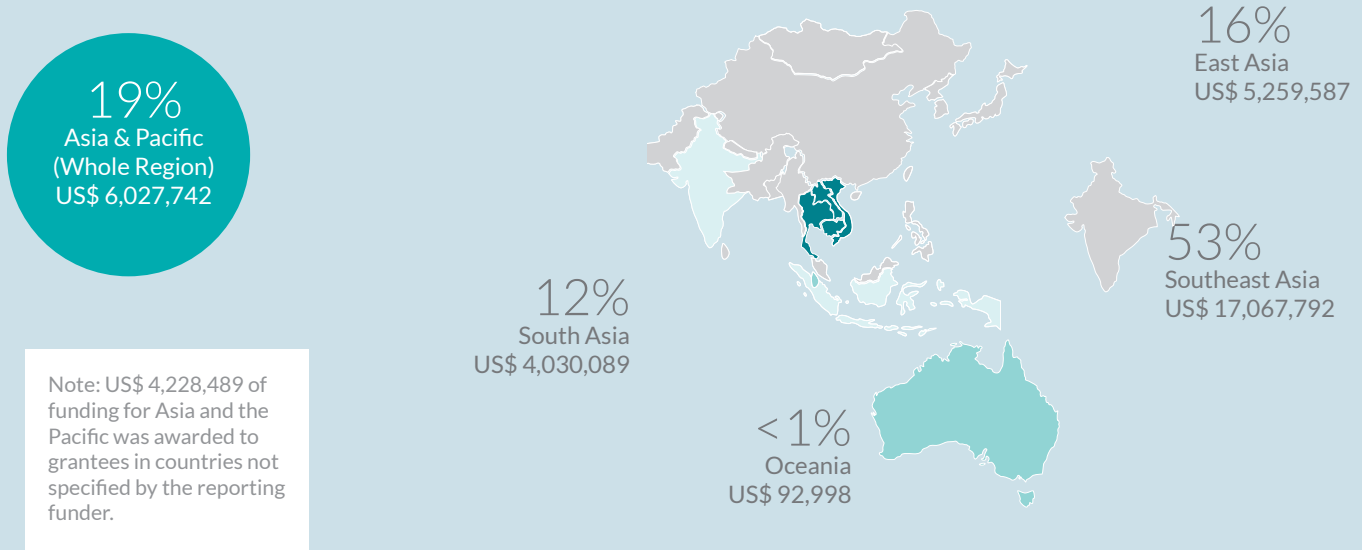


Health & Wellbeing	US\$	13,787,429	42%
Cultural Competence and Data Collection	US\$	23,680	<1%
General Health Services and Health Promotion	US\$	906,827	2%
HIV/AIDS	US\$	10,386,836	32%
Mental Health, Substance Abuse, and Suicide Prevention	US\$	11,786	<1%
Sexual and Reproductive Health	US\$	2,458,300	8%
Human Rights	US\$	11,001,615	34%
Challenging Anti-LGBTI Laws	US\$	50,000	<1%
Decriminalization and Criminal Justice Reform	US\$	79,201	<1%
Gender Identity Protections	US\$	142,390	<1%
Human Rights	US\$	9,283,185	29%
Marriage/Civil Unions	US\$	30,000	<1%
Nondiscrimination Protections	US\$	196,914	1%
Sexual and Reproductive Rights/Justice	US\$	1,219,926	4%
Confronting Violence, Homophobia, Biphobia, & Transphobia	US\$	1,302,840	4%
Anti-Violence	US\$	602,718	2%
Homophobia, Biphobia and Transphobia	US\$	700,123	2%
Strengthening Communities, Families, & Visibility	US\$	1,283,633	4%
Community Building/Empowerment	US\$	500,771	2%
Religion	US\$	54,680	<1%
Strengthening Families	US\$	159,425	1%
Visibility	US\$	568,757	2%
Education & Safe Schools	US\$	737,955	2%
Education and Safe Schools	US\$	737,955	2%
Economic Issues	US\$	363,241	1%
Housing and Homelessness	US\$	8,000	<1%
Labor/Employment	US\$	355,241	1%
Other Issues	US\$	4,001,493	12%
Multi-Issue	US\$	1,863,132	6%
Unspecified	US\$	2,138,361	7%
Grand Total	US\$	32,478,207	

Funding by Sub-Region and Grantee Country

More than half of LGBTI funding for Asia and the Pacific was awarded to support work in Southeast Asia. East Asia, South Asia, and the Asia/Pacific region in general each received amounts ranging from US\$ 4 million to about US\$ 6 million. Oceania received less than US\$ 100,000, the least of any sub-region in Asia and the Pacific.

LGBTI Funding for Asia and the Pacific, by Sub-Region of Focus



East Asia

Total LGBTI Funding for East Asia: US\$ 5,259,587

LGBTI Funding for East Asia, by Country Location of Grantee:

China	US\$ 3,236,625	<div style="width: 61%;"></div>
Japan	US\$ 1,800,000	<div style="width: 34%;"></div>
Mongolia	US\$ 67,212	<div style="width: 1%;"></div>



Funding for Programs in East Asia Awarded to Grantees Based Outside the Region:

United States US\$ 155,750

Top 5 LGBTI Funders of East Asia (2013-2014)

1	ViiV Healthcare - Research Triangle Park, United States	US\$ 1,800,000
2	Ford Foundation - New York, United States	US\$ 1,467,268
3	Arcus Foundation - New York, United States	US\$ 730,000
4	Astraea Lesbian Foundation for Justice - New York, United States	US\$ 493,000
5	Open Society Foundations - New York, United States	US\$ 360,700

Oceania

Total LGBTI Funding for Oceania: US\$ 92,998



LGBTI Funding for Oceania, by Country Location of Grantee:

Australia	US\$ 62,998	<div style="width: 62.998%;"></div>
Fiji	US\$ 30,000	<div style="width: 30.000%;"></div>

Top 3 LGBTI Funders for Oceania (2013-2014)

1	amfAR, Foundation for AIDS Research - New York, United States	US\$ 50,000
2	Global Fund for Women - New York, United States	US\$ 30,000
3	Gilead Sciences - Foster City, United States	US\$ 12,998

South Asia

Total LGBTI Funding for South Asia: US\$ 4,030,089



LGBTI Funding for South Asia, by Country Location of Grantee:

Bangladesh	US\$ 64,390	<div style="width: 64.390%;"></div>
India	US\$ 2,781,202	<div style="width: 2781.202%;"></div>
Nepal	US\$ 62,500	<div style="width: 62.500%;"></div>
Pakistan	US\$ 658,873	<div style="width: 658.873%;"></div>
Sri Lanka	US\$ 133,895	<div style="width: 133.895%;"></div>

Funding for Programs in South Asia Awarded to Grantees Based Outside the Region:

Norway	US\$ 329,228
--------	--------------

Top 5 LGBTI Funders for South Asia (2013-2014)

1	Ford Foundation - New York, United States	US\$ 990,000
2	Oxfam Novib - The Hague, The Netherlands	US\$ 599,515
3	Levi Strauss Company Foundation - San Francisco, United States	US\$ 560,950
4	American Jewish World Service - New York, United States	US\$ 512,628
5	Government of Norway - Stockholm, Norway	US\$ 360,693

Southeast Asia

Total LGBTI Funding for South Asia: US\$ 17,067,792



LGBTI Funding for South Asia, by Country Location of Grantee:

Cambodia	US\$	68,976	
Indonesia	US\$	3,895,881	
Laos	US\$	422,327	
Malaysia	US\$	1,433,102	
Myanmar	US\$	160,000	
Philippines	US\$	1,309,226	
Singapore	US\$	277,000	
Thailand	US\$	2,229,983	
East Timor	US\$	235,335	
Vietnam	US\$	20,358	

Funding for Programs in South Asia Awarded to Grantees Based Outside the Region:

The Netherlands	US\$	1,422,994
Sweden	US\$	187,834
United States	US\$	5,404,777

Top 5 LGBTI Funders for Southeast Asia (2013-2014)

1	Hivos - The Hague, The Netherlands	US\$	6,790,471
2	Government of Sweden - Stockholm, Sweden	US\$	3,934,314
3	amfAR, Foundation for AIDS Research - New York, United States	US\$	2,006,593
4	European Union - Brussels, Belgium	US\$	1,725,899
5	Levi Strauss Company Foundation - San Francisco, United States	US\$	750,000

Asia & Pacific (Region-Wide)

Total Region-Wide LGBTI Funding for Asia and Pacific: US\$ 6,027,742*



Region-Wide LGBTI Funding for Asia and Pacific, by Country Location of Grantee:

Australia	US\$	136,803	<div style="width: 100%; height: 10px; background-color: #008080;"></div>
India	US\$	81,000	<div style="width: 100%; height: 10px; background-color: #90EE90;"></div>
Indonesia	US\$	34,201	<div style="width: 100%; height: 10px; background-color: #90EE90;"></div>
Singapore	US\$	100,000	<div style="width: 100%; height: 10px; background-color: #008080;"></div>
Thailand	US\$	323,122	<div style="width: 100%; height: 10px; background-color: #008080;"></div>

Funding for Region-Wide Programs in Asia & the Pacific Awarded to Grantees Based Outside the Region:

Belgium	US\$	23,505
United Kingdom	US\$	123,122
United States	US\$	977,500

*In addition, US\$ 4,228,489 of funding for Asia and the Pacific was awarded to grantees in anonymous countries.

Top 5 LGBTI Funders for Asia and Pacific Region-Wide (2013-2014)

1	Global Equality Fund - Washington, DC, United States	US\$	2,898,222
2	Government of the United States - Washington, DC, United States	US\$	2,127,368
3	Arcus Foundation - New York, United States	US\$	870,000
4	Levi Strauss Company Foundation - San Francisco, United States	US\$	650,000
5	Open Society Foundations - New York, United States	US\$	446,952

FOCUS: EASTERN EUROPE, CENTRAL ASIA, AND RUSSIA

Over the two-year period of 2013-2014, 31 funders granted US\$ 28.5 million to organizations and projects working on LGBTI issues in Eastern Europe, Central Asia, and Russia. The top 10 funders provided more than 90 percent of all LGBTI funding for the region.

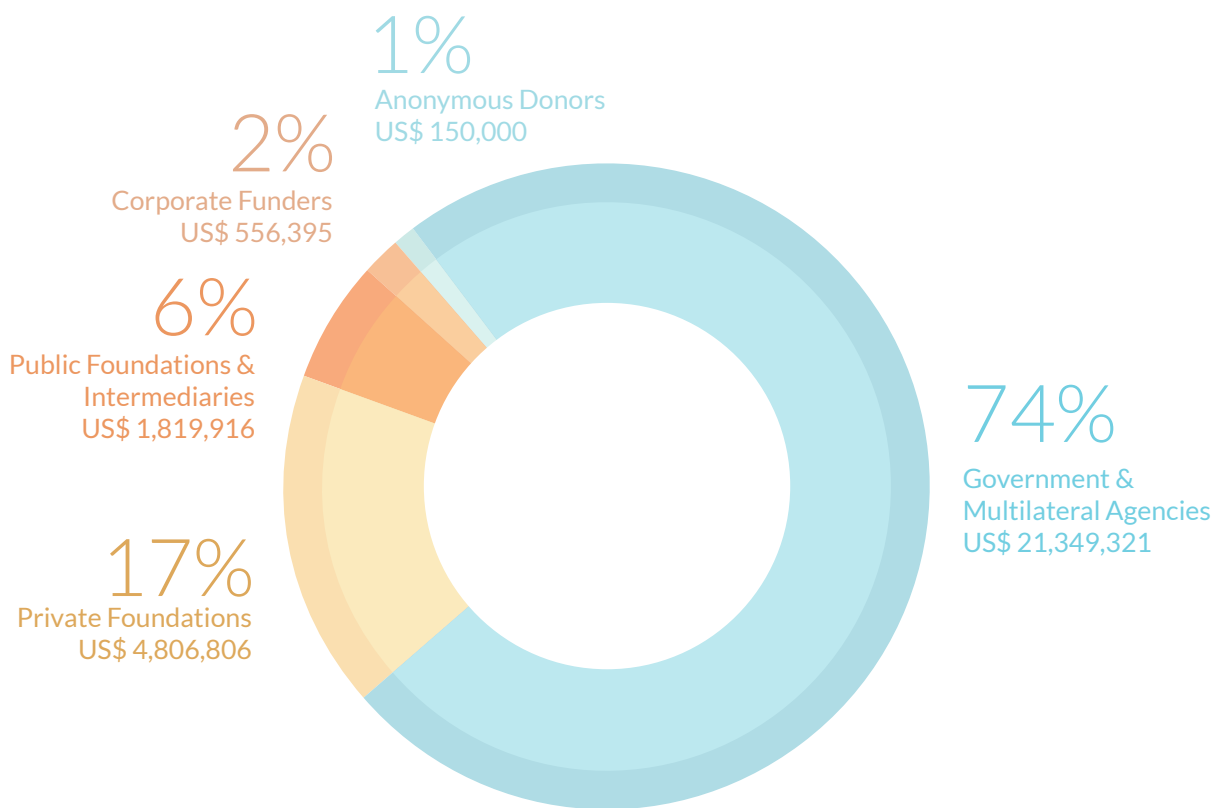
Top 10 Funders of LGBTI Issues in Eastern Europe, Central Asia, and Russia (2013-2014)

1	Government of Sweden - Stockholm, Sweden	US\$	7,564,316
2	Government of The Netherlands - The Hague, The Netherlands	US\$	4,812,621
3	EEA and Norway Grants (Iceland, Liechtenstein and Norway) - Brussels, Belgium	US\$	3,411,945
4	European Union- Brussels, Belgium	US\$	3,268,286
5	Open Society Foundations - New York, United States	US\$	3,240,606
6	Government of the United States - Washington, DC, United States	US\$	1,366,555
7	Global Equality Fund - Washington, DC, United States	US\$	1,115,005
8	COC Netherlands - Amsterdam, The Netherlands	US\$	1,097,185
9	Sigrid Rausing Trust - London, England	US\$	594,655
10	Stiftung EVZ - Berlin, Germany	US\$	568,606

Funder Type

Governments and multilateral agencies awarded US\$ 21 million – or nearly three-quarters of all LGBTI funding for Eastern Europe, Central Asia, and Russia. Private foundations provided almost US\$ 5 million or 17 percent of LGBTI funding for the region. Public foundations and intermediaries granted nearly US\$ 2 million or 6 percent of LGBTI funding for the region. Anonymous donors and corporate funders each accounted for two percent or less of the total.

Sources of LGBTI Funding for Eastern Europe, Central Asia, and Russia, by Funder Type (2013-2014)

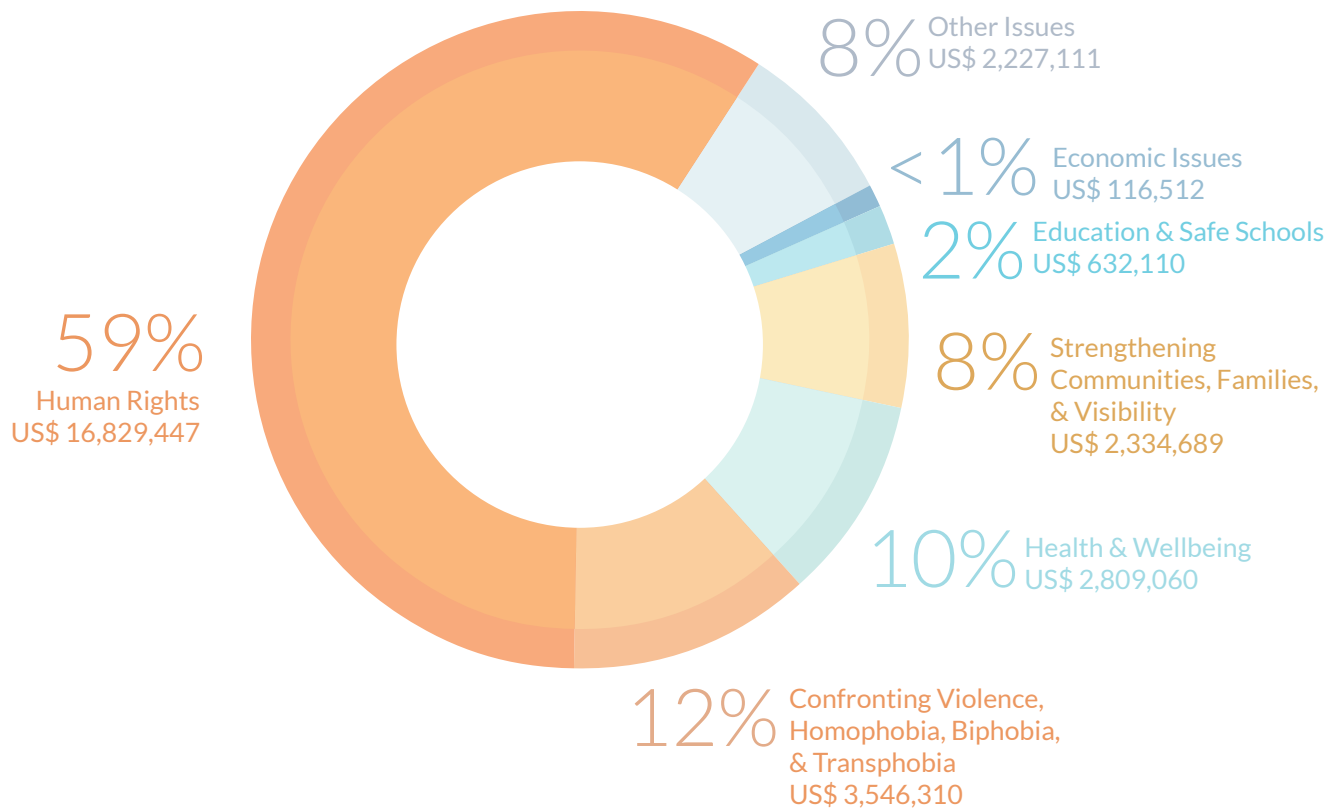


Note: This section and chart includes US \$187,201 in grants awarded to intermediaries for the purpose of being re-granted to other organizations.

Funding by Issue Area

As in other regions, protecting and advancing the human rights of LGBTI people was the top funded issue in Eastern Europe, Central Asia, and Russia. Funding to confront violence, homophobia, biphobia, and transphobia was the second most funded issue, receiving more than \$US 3.5 million, or 12 percent of the total. Funding for health and wellbeing received about US\$ 2.8 million, or ten percent of the total.

Sources of LGBTI Funding for Eastern Europe, Central Asia, and Russia, by Issue (2013-2014)

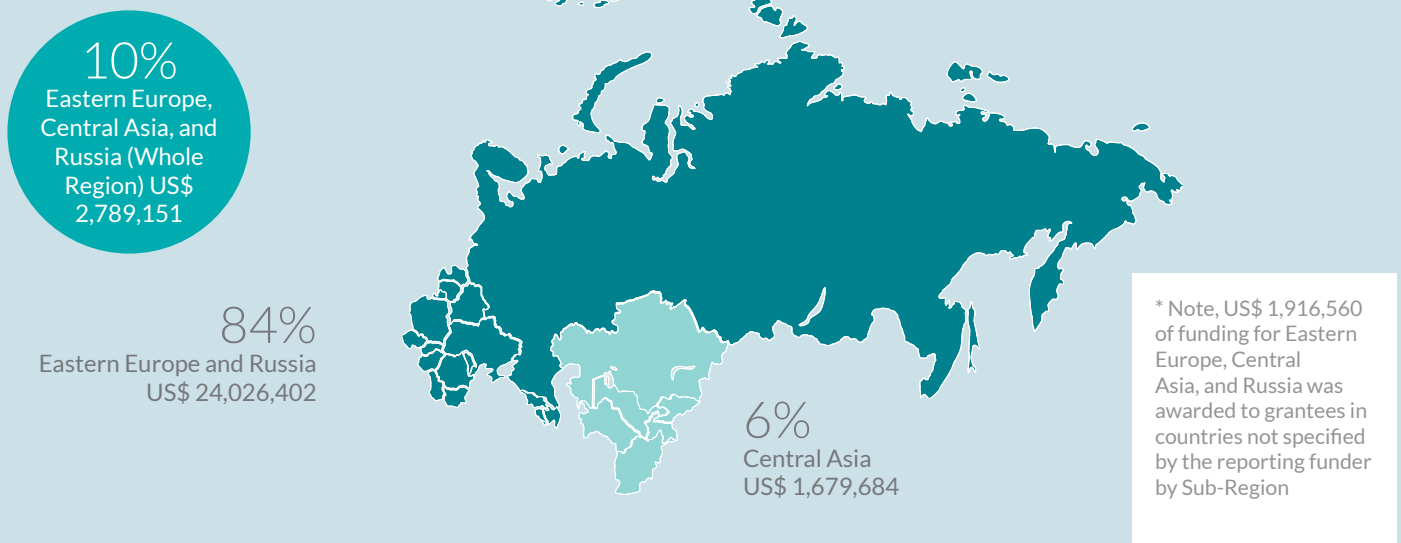


Human Rights	US\$	16,829,447	59%
Challenging Anti-LGBTI Laws	US\$	100,000	<1%
Gender Identity Protections	US\$	352,272	1%
Human Rights	US\$	15,393,012	54%
Marriage/Civil Unions	US\$	173,579	1%
Nondiscrimination Protections	US\$	641,231	2%
Sexual and Reproductive Rights/Justice	US\$	163,442	1%
Decriminalization and Criminal Justice Reform	US\$	5,910	<1%
Confronting Violence, Homophobia, Biphobia, & Transphobia	US\$	3,546,310	12%
Anti-Violence	US\$	558,755	2%
Homophobia, Biphobia and Transphobia	US\$	2,987,555	10%
Health & Wellbeing	US\$	2,809,060	10%
Cultural Competence and Data Collection	US\$	224,446	1%
General Health Services and Health Promotion	US\$	6,826	<1%
HIV/AIDS	US\$	2,329,106	8%
Mental Health, Substance Abuse, and Suicide Prevention	US\$	183,703	1%
Sexual and Reproductive Health	US\$	64,978	<1%
Strengthening Communities, Families, & Visibility	US\$	2,334,689	8%
Community Building/Empowerment	US\$	1,471,689	5%
Strengthening Families	US\$	121,765	<1%
Visibility	US\$	741,235	3%
Education & Safe Schools	US\$	632,110	2%
Education & Safe Schools	US\$	632,110	2%
Economic Issues	US\$	116,512	<1%
Labor/Employment	US\$	116,512	1%
Other Issues	US\$	2,334,689	8%
Multi-issue	US\$	507,005	2%
Unspecified	US\$	1,720,106	6%
Grand Total	US\$	28,495,238	

Funding by Sub-Region and Grantee Country

Over half of LGBTI funding for Eastern Europe, Central Asia, and Russia was awarded to support work in Eastern Europe.

LGBTI Funding for Eastern Europe, Central Asia, and Russia, by Sub-Region (2013-2014)



Central Asia

Total LGBTI Funding for Central Asia: US\$ 1,679,684



LGBTI Funding for Central Asia, by Country Location of Grantee:

Kyrgyzstan	US\$ 5,000	<div style="width: 10px; height: 10px; background-color: #008080; display: inline-block;"></div>
Tajikistan	US\$ 77,033	<div style="width: 15px; height: 10px; background-color: #008080; display: inline-block;"></div>

Funding for programs in Central Asia Awarded to Grantees Based Outside the Region:

Georgia	US\$ 354,464
The Netherlands	US\$ 1,243,186

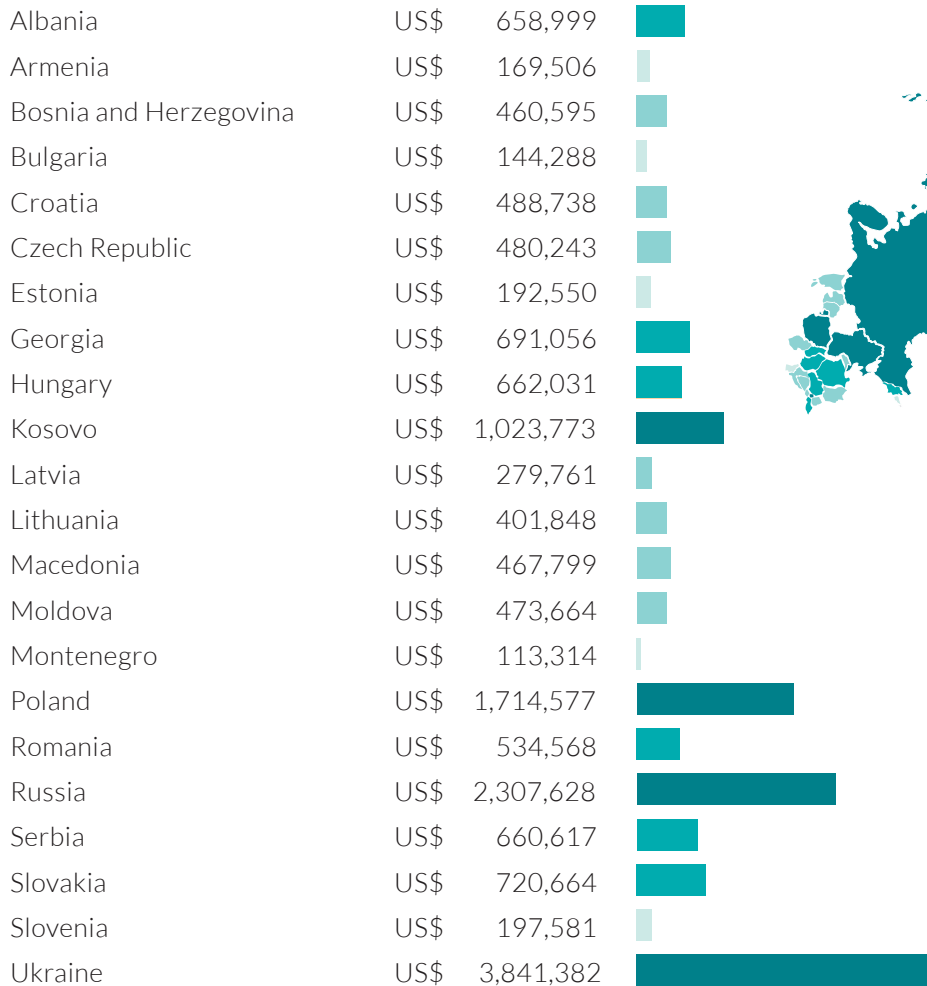
Top 5 LGBTI Funders for Central Asia (2013-2014)

1	COC Netherlands - Amsterdam, The Netherlands	US\$ 1,023,999
2	Government of The Netherlands - The Hague, The Netherlands	US\$ 573,651
3	Government of Germany - Berlin, Germany	US\$ 52,033
4	amfAR, Foundation for AIDS Research - New York, United States	US\$ 25,000
5	Urgent Action Fund - USA - Oakland, United States	US\$ 5,000

Eastern Europe and Russia

Total LGBTI Funding for Eastern Europe and Russia: US\$24,026,402

LGBTI Funding for Eastern Europe and Russia, by Country Location of Grantee



Funding for Programs in Eastern Europe and Russia Awarded to Grantees Based Outside the Region:

Germany	US\$ 670,969
Norway	US\$ 768,290
The Netherlands	US\$ 922,163
Sweden	US\$ 5,846,151
USA	US\$ 25,600

*In addition, US\$ 55,446 of funding for Eastern Europe and Russia was awarded to grantees in anonymous countries.

Top 5 LGBTI Funders for Eastern Europe and Russia (2013-2014)

1	Government of Sweden - Stockholm, Sweden	US\$ 7,564,316
2	Government of The Netherlands - The Hague, The Netherlands	US\$ 4,747,307
3	EEA And Norway Grants (Iceland, Liechtenstein and Norway) - Oslo, Norway	US\$ 3,411,945
4	European Union - Brussels, Belgium	US\$ 3,268,286
5	Open Society Foundations - New York, United States	US\$ 2,875,606

Eastern Europe, Central Asia, and Russia (Region-Wide)

Total Region-Wide LGBTI Funding for Eastern Europe, Central Asia, and Russia: US\$ 2,789,151*

Region-Wide LGBTI Funding for Eastern Europe, Central Asia, and Russia by Country Location of Grantee:

Bosnia Herzegovina	US\$ 20,000	■
Kyrgyzstan	US\$ 5,000	
Romania	US\$ 50,000	■
Ukraine	US\$ 32,500	■



Funding for Region-Wide Programs in Eastern Europe, Central Asia, and Russia Awarded to Grantees Based Outside the Region:

Belgium	US\$ 525,000
The Netherlands	US\$ 117,000
USA	US\$ 123,091

*In addition, US\$ 1,916,560 of funding for Eastern Europe, Central Asia, and Russia was awarded to grantees in anonymous countries.

Top 5 LGBTI Funders for Eastern Europe, Central Asia, and Russia Region-Wide (2013-2014)

1	Government of the United States - Washington, DC, United States	US\$	1,366,555
2	Global Equality Fund - Washgton, DC, United States	US\$	1,115,005
3	Open Society Foundations - New York, United States	US\$	365,000
4	Arcus Foundation - New York, United States	US\$	330,500
5	Global Fund for Women - New York, United States	US\$	22,000

Note: Anonymous donors awarded US\$ 150,000 during this period.

FOCUS: LATIN AMERICA AND THE CARIBBEAN

Over the two-year period of 2013-2014, 35 funders granted US\$ 17.7 million for LGBTI issues in Latin America and the Caribbean. The top ten funders accounted for more than 80 percent of all funding for the region.

Top 10 LGBTI Funders for Latin America and the Caribbean (2013-2014)

1	European Union - Brussels, Belgium	US\$	3,847,985
2	Government of the United States - Washington, DC, United States	US\$	2,435,578
3	Hivos - The Hague, The Netherlands	US\$	2,277,501
4	Government of Norway - Oslo, Norway	US\$	1,117,578
5	amfAR, Foundation for AIDS Research - New York, United States	US\$	989,750
6	Government of the Netherlands - The Hague, The Netherlands	US\$	843,646
7	Astraea Lesbian Foundation for Justice - New York, United States	US\$	779,184
8	American Jewish World Service - New York, United States	US\$	738,138
9	M.A.C. AIDS Fund - New York, United States	US\$	691,766
10	Ford Foundation - New York, United States	US\$	665,000

Funder Type

Nearly half of all support for Latin America and the Caribbean came from government and multilateral agencies.

Sources of LGBTI Funding for Latin America and the Caribbean, by Funder Type (2013-2014)

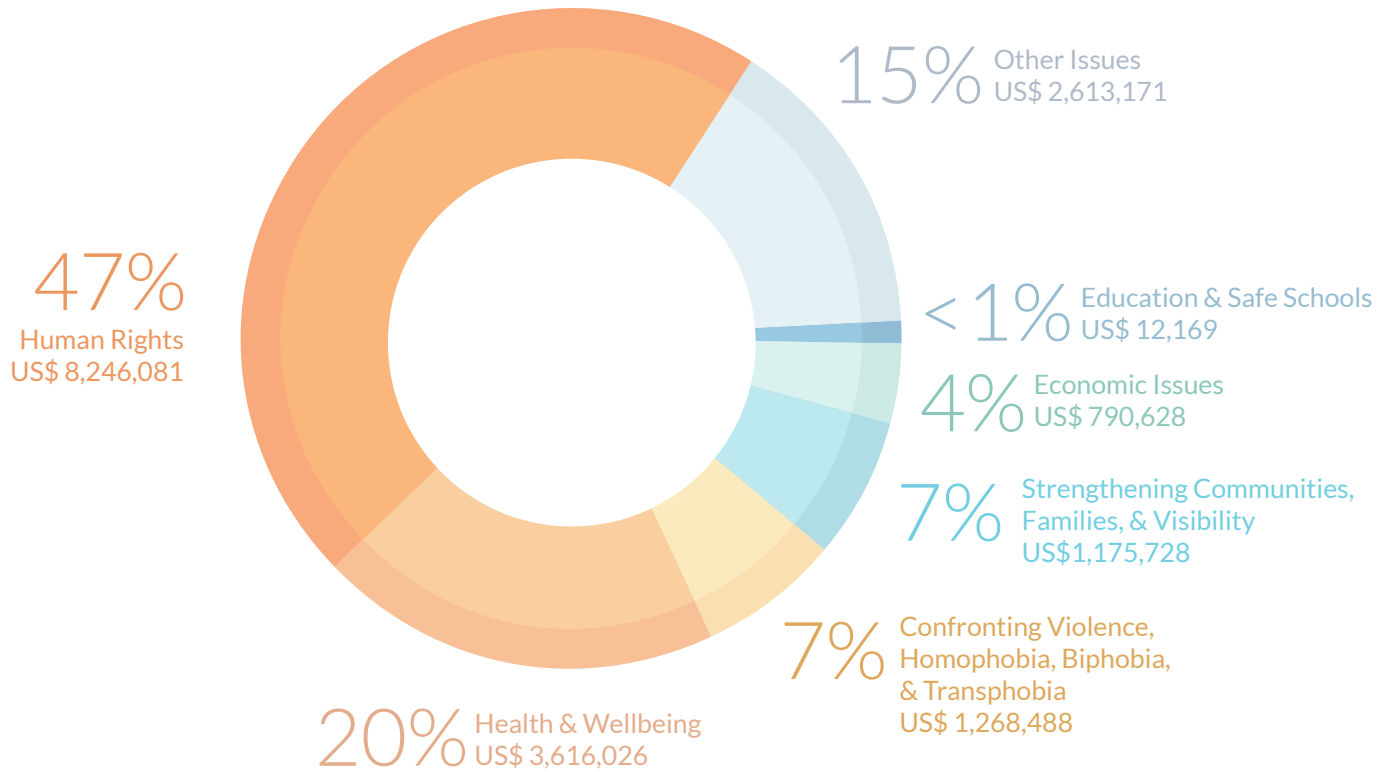


Note: This section and chart includes grants awarded to intermediaries for the purpose of being re-granted to other organizations.

Funding by Issue Area

As was the case for most regions, human rights was the top LGBTI issue funded in Latin America and the Caribbean, and health and wellbeing was second. Compared to other regions, economic issues, addressing violence, and sexual and reproductive rights each received a notable share of funding in Latin America.

Sources of LGBTI Funding for Latin America and The Caribbean, by Issue (2013 - 2014)

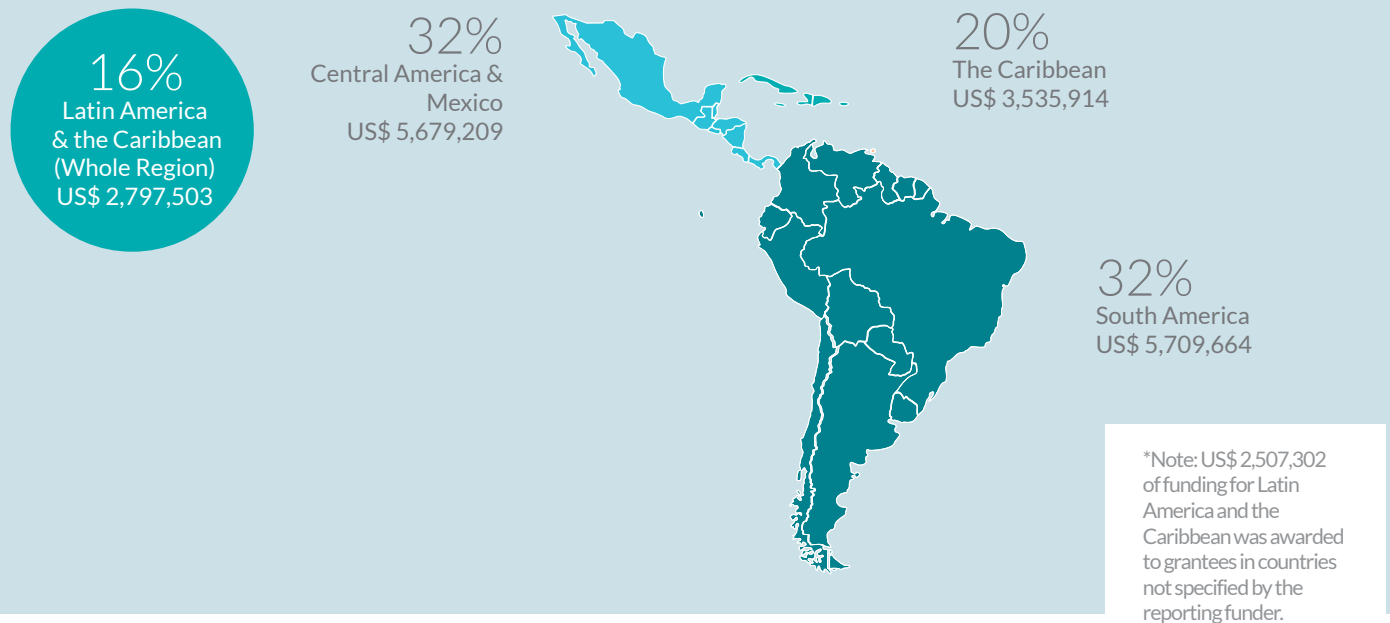


Human Rights	US\$	8,246,081	47%
Decriminalization and Criminal Justice Reform	US\$	10,000	<1%
Gender Identity Protections	US\$	276,991	2%
Human Rights	US\$	6,761,416	38%
Marriage/Civil Unions	US\$	120,608	1%
Immigration and Refugee Issues	US\$	41,041	<1%
Nondiscrimination Protections	US\$	292,662	2%
Sexual and Reproductive Rights/Justice	US\$	743,362	4%
Health & Wellbeing	US\$	3,616,026	20%
Cultural Competence and Data Collection	US\$	80,044	<1%
General Health Services and Health Promotion	US\$	25,411	<1%
HIV/AIDS	US\$	3,109,010	18%
Mental Health, Substance Abuse, and Suicide Prevention	US\$	156,000	1%
Sexual and Reproductive Health	US\$	245,561	1%
Confronting Violence, Homophobia, Biphobia, & Transphobia	US\$	1,268,488	7%
Anti-Violence	US\$	789,010	4%
Homophobia, Biphobia and Transphobia	US\$	479,478	3%
Strengthening Communities, Families, & Visibility	US\$	1,175,728	7%
Community Building/Empowerment	US\$	557,946	3%
Visibility	US\$	617,782	3%
Economic Issues	US\$	790,628	4%
Labor/Employment	US\$	790,628	4%
Education & Safe Schools	US\$	12,169	<1%
Education & Safe Schools	US\$	12,169	<1%
Other Issues	US\$	2,613,171	15%
Multi-Issue	US\$	132,875	1%
Philanthropy	US\$	20,100	<1%
Unspecified	US\$	2,460,196	14%
Grand Total	US\$	17,722,290	

Funding by Sub-Region and Country

Of the sub-regions of Latin America and The Caribbean, both South America as well as Central America and Mexico received the largest shares of LGBTI funding, at 32 percent each. The Caribbean received about 20 percent of LGBTI funding for the region, and the remainder was devoted to work at the region-wide level.

LGBTI Funding for Latin America and The Caribbean, by Sub-Region (2013-2014)

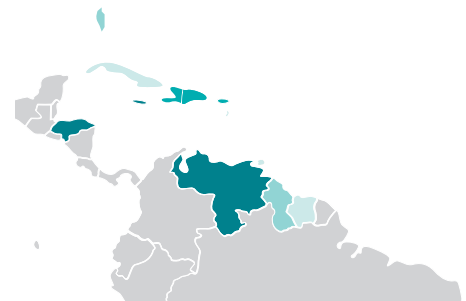


The Caribbean

Total LGBTI Funding for The Caribbean: US\$ 3,535,914*

LGBTI Funding for the Caribbean, by Country Location of Grantee:

Bahamas	US\$	5,000	
Cuba	US\$	13,749	
Dominican Republic	US\$	480,375	
Grenada	US\$	11,000	
Guyana	US\$	72,584	
Haiti	US\$	252,363	
Honduras	US\$	801,799	
Jamaica	US\$	918,425	
Saint Lucia	US\$	96,300	
Suriname	US\$	14,600	
Trinidad & Tobago	US\$	15,000	



Funding for programs in the Caribbean awarded to grantees based outside the region:

The Netherlands	US\$	301,543
United States	US\$	505,275

*In addition, US\$ 47,900 of funding for the Caribbean was awarded to grantees in anonymous countries.

Top 5 LGBTI Funders for The Caribbean (2013-2014)

1	Hivos - The Hague, The Netherlands	US\$ 745,962
2	M.A.C. AIDS Fund - - New York, United States	US\$ 575,766
3	American Jewish World Service - New York, United States	US\$ 404,238
4	Open Society Foundations - New York, United States	US\$ 370,000
5	Government of the Netherlands - The Hague, The Netherlands	US\$ 301,543

Central America and Mexico

Total LGBTI Funding for Central America and Mexico: US\$ 5,679,209

LGBTI Funding for Central America and Mexico, by Country Location of Grantee:

Belize	US\$ 112,700	
Costa Rica	US\$ 148,273	
Ecuador	US\$ 58,189	
El Salvador	US\$ 110,169	
Guatemala	US\$ 313,853	
Honduras	US\$ 141,401	
Mexico	US\$ 1,023,066	
Nicaragua	US\$ 1,325,265	



Funding for Programs in Central America and Mexico Awarded to Grantees Based Outside the Region:

Colombia	US\$ 139,539
Germany	US\$ 95,772
Italy	US\$ 1,845,498
The Netherlands	US\$ 360,485
United States	US\$ 5,000

Top 5 LGBTI Funders for Central America and Mexico (2013-2014)

1	European Union - Brussels, Belgium	US\$ 1,845,498
2	Government of Norway - Oslo, Norway	US\$ 1,045,629
3	Hivos - The Hague, The Netherlands	US\$ 650,425
4	COC Netherlands - Amsterdam, The Netherlands	US\$ 360,485
5	Ford Foundation - New York, United States	US\$ 325,000

South America

Total LGBTI Funding for South America: US\$ 5,709,664

LGBTI Funding for South America, by Country Location of Grantee

Argentina	US\$	42,446	
Bolivia	US\$	527,140	
Brazil	US\$	425,056	
Chile	US\$	140,673	
Colombia	US\$	1,574,320	
Ecuador	US\$	539,276	
Paraguay	US\$	84,721	
Peru	US\$	1,666,152	



Funding for Programs in South America Awarded to Grantees Based Outside the Region:

United Kingdom US\$ 709,881

Top 5 LGBTI Funders for South America (2013-2014)

1	European Union - Brussels, Belgium	US\$	2,002,487
2	amfAR, Foundation for AIDS Research - New York, United States	US\$	915,750
3	Hivos - The Hague, The Netherlands	US\$	867,212
4	Astraea Lesbian Foundation for Justice - New York, United States	US\$	528,000
5	Government of The Netherlands - The Hague, The Netherlands	US\$	368,552

Latin America and the Caribbean (Region-Wide)

Total Region-Wide LGBTI Funding for Latin America and the Caribbean: US\$ 2,797,503*

Region-Wide LGBTI Funding for Latin America and the Caribbean, by Country Location of Grantee

Argentina	US\$	91,500	
Colombia	US\$	10,000	
Mexico	US\$	2,400	
Peru	US\$	28,902	



Funding for Region-Wide Programs in Latin America and the Caribbean Awarded to Grantees Based Outside the Region:

USA US\$ 205,300

*In addition, US\$ 2,459,401 of funding for the whole region was awarded to grantees in anonymous countries.

Top 5 LGBTI Funders for Latin America and the Caribbean Region-Wide (2013-2014)

1	Government of the United States - Washington, DC, United States	US\$	2,435,578
2	Global Equality Fund - Washington, DC, United States	US\$	322,167
3	Arcus Foundation - New York, United States	US\$	320,000
4	Ford Foundation - New York, United States	US\$	140,000
5	Heartland Alliance for Human Needs and Human Rights - Chicago, United States	US\$	31,500

FOCUS: MIDDLE EAST AND NORTH AFRICA

In the two-year period of 2013-2014, 24 funders awarded US\$6.6 million for LGBTI issues in the Middle East and North Africa. The region received the lowest level of LGBTI funding of any major world region. The top ten funders accounted for 92 percent of funding for the region. Nearly half of the funding for the region was devoted to Turkey.

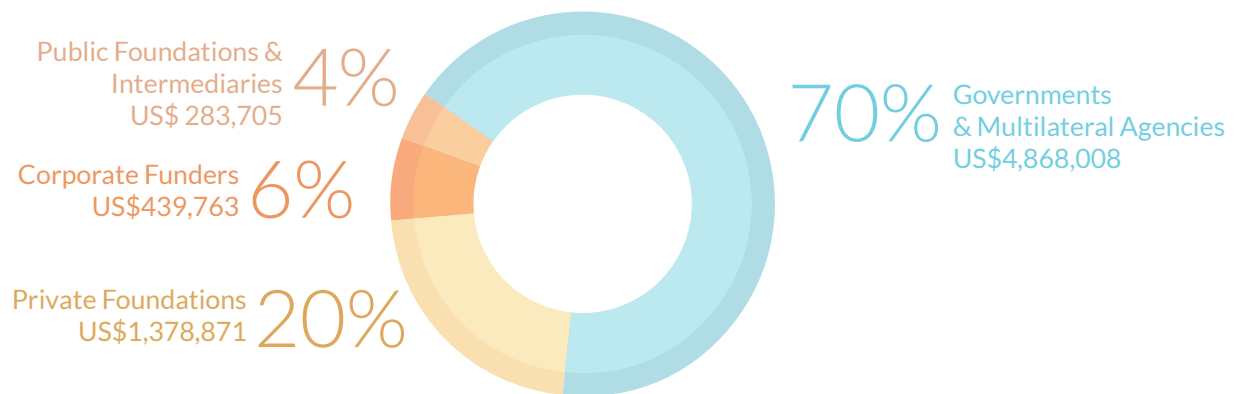
Top 10 LGBTI Funders for Middle East and North Africa (2013-2014)

1	Government of Sweden - Stockholm, Sweden	US\$	2,104,574
2	Government of the United States - Washington, DC, United States	US\$	850,000
3	Government of The Netherlands - The Hague, The Netherlands	US\$	656,889
4	Open Society Foundations - New York, United States	US\$	420,800
5	Global Equality Fund - Washington, DC, United States	US\$	391,465
6	Government of Norway - Oslo, Norway	US\$	378,953
7	European Union - Brussels, Belgium	US\$	368,317
8	Ford Foundation - New York, United States	US\$	350,000
9	M.A.C. AIDS Fund - - New York, United States	US\$	340,000
10	Hivos - The Hague, The Netherlands	US\$	177,843

Funder Type

70 percent of LGBTI funding for the Middle East and North Africa comes from government sources, a larger share than for any other region.

LGBTI Funding for Middle East and North Africa, by Funder Type (2013-2014)

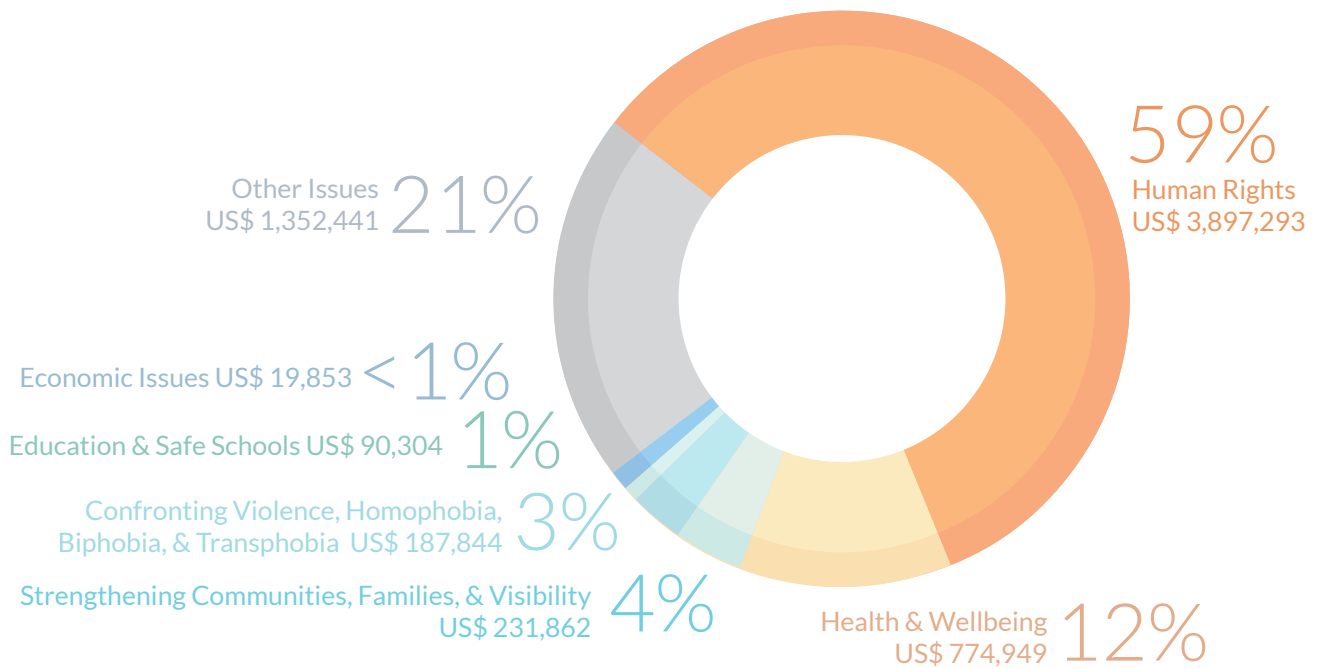


Note: This section and chart includes US\$ 415,800 in grants awarded to intermediaries for the purpose of being re-granted to other organizations.

Funding by Issue Area

As was the case for most regions, human rights was the top LGBTI issue funded in the Middle East and North Africa. Health and Wellbeing was the second most-funded issue, but received a fairly small share of the funding allocated to the region.

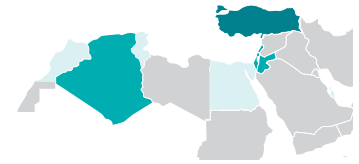
LGBTI Funding for Middle East and North Africa, by Issue Area (2013-2014)



Human Rights	US\$	3,897,293	59%
Challenging Anti-LGBTI Laws	US\$	64,561	1%
Decriminalization and Criminal Justice Reform	US\$	29,007	<1%
Gender Identity Protections	US\$	17,000	<1%
Human Rights	US\$	3,416,739	52%
Immigration and Refugee Issues	US\$	87,223	1%
Sexual and Reproductive Rights/Justice	US\$	282,703	4%
Health & Wellbeing	US\$	774,949	12%
HIV/AIDS	US\$	685,787	12%
Mental Health, Substance Abuse, and Suicide Prevention	US\$	79,162	1%
General Health Services and Health Promotion	US\$	10,000	<1%
Strengthening Communities, Families, and Visibility	US\$	231,862	4%
Community Building/Empowerment	US\$	91,665	1%
Visibility	US\$	140,198	2%
Education & Safe Schools	US\$	90,304	1%
Education & Safe Schools	US\$	90,304	1%
Confronting Violence, Homophobia, Biphobia, & Transphobia	US\$	187,844	3%
Anti-Violence	US\$	36,210	1%
Homophobia, Biphobia and Transphobia	US\$	151,634	2%
Economic Issues	US\$	19,853	<1%
Labor/Employment	US\$	19,853	<1%
Other Issues	US\$	1,352,444	21%
Multi-Issue	US\$	391,465	6%
Philanthropy	US\$	110,976	2%
Unspecified	US\$	850,000	13%
Grand Total	US\$	6,554,547	

Middle East and North Africa

Total LGBTI Funding for Middle East and North Africa: US\$ 6,554,547.



LGBTI Funding for Middle East and North Africa, by Country Location of Grantee

Algeria	US\$	95,564	
Bahrain	US\$	10,993	
Egypt	US\$	3,910	
Israel	US\$	617,612	
Jordan	US\$	300,000	
Lebanon	US\$	491,491	
Morocco	US\$	20,581	
Tunisia	US\$	6,587	
Turkey	US\$	3,244,860	

Funding for programs in the Middle East and North Africa awarded to grantees based outside the region:

Belgium	US\$	5,000
France	US\$	4,000
The Netherlands	US\$	70,854
USA	US\$	336,630

Note: In addition, US\$ 1,346,465 of funding for the Middle East and North Africa was awarded to grantees in countries not specified by the reporting funder.

FOCUS: SUB-SAHARAN AFRICA

In 2013 and 2014, 58 funders awarded US\$ 43.4 million for organizations and projects working on LGBTI issues in Sub-Saharan Africa. The Top 10 funders accounted for more than two-thirds of all LGBTI funding for Sub-Saharan Africa.

Top 10 LGBTI Funders for Sub-Saharan Africa (2013-2014)

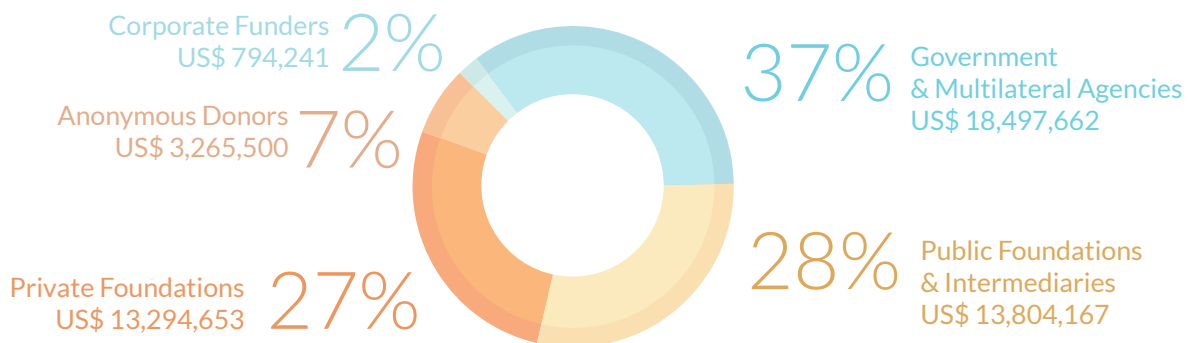
1	Government of Sweden - Stockholm, Sweden	US\$	8,989,103
2	Hivos - The Hague, The Netherlands	US\$	2,584,049
3	Arcus Foundation - New York, United States	US\$	2,460,650
4	Open Society Foundations - New York, United States	US\$	2,420,591
5	Oxfam Novib - The Hague, The Netherlands	US\$	2,419,695
6	Ford Foundation - New York, United States	US\$	2,260,000
7	American Jewish World Service - New York, United States	US\$	2,220,891
8	Heartland Alliance for Human Needs and Human Rights - Chicago, United States	US\$	1,998,883
9	Global Equality Fund - Washington, DC, United States	US\$	1,975,406
10	European Union - Brussels, Belgium	US\$	1,730,538

Note: Anonymous donors awarded US\$3,265,500 during this period.

Funder Type

Governments and multilateral agencies provided 37 percent of all LGBTI funding for Sub-Saharan Africa. Sub-Saharan Africa was the only region for which public and private foundations accounted for almost equal investments, awarding 28 percent and 27 percent of the total LGBTI funding for Sub-Saharan Africa, respectively. Anonymous donors provided 7 percent of the total, and corporate funders provided 2 percent.

Sources of LGBTI Funding for Sub-Saharan Africa, by Funder Type (2013-2014)

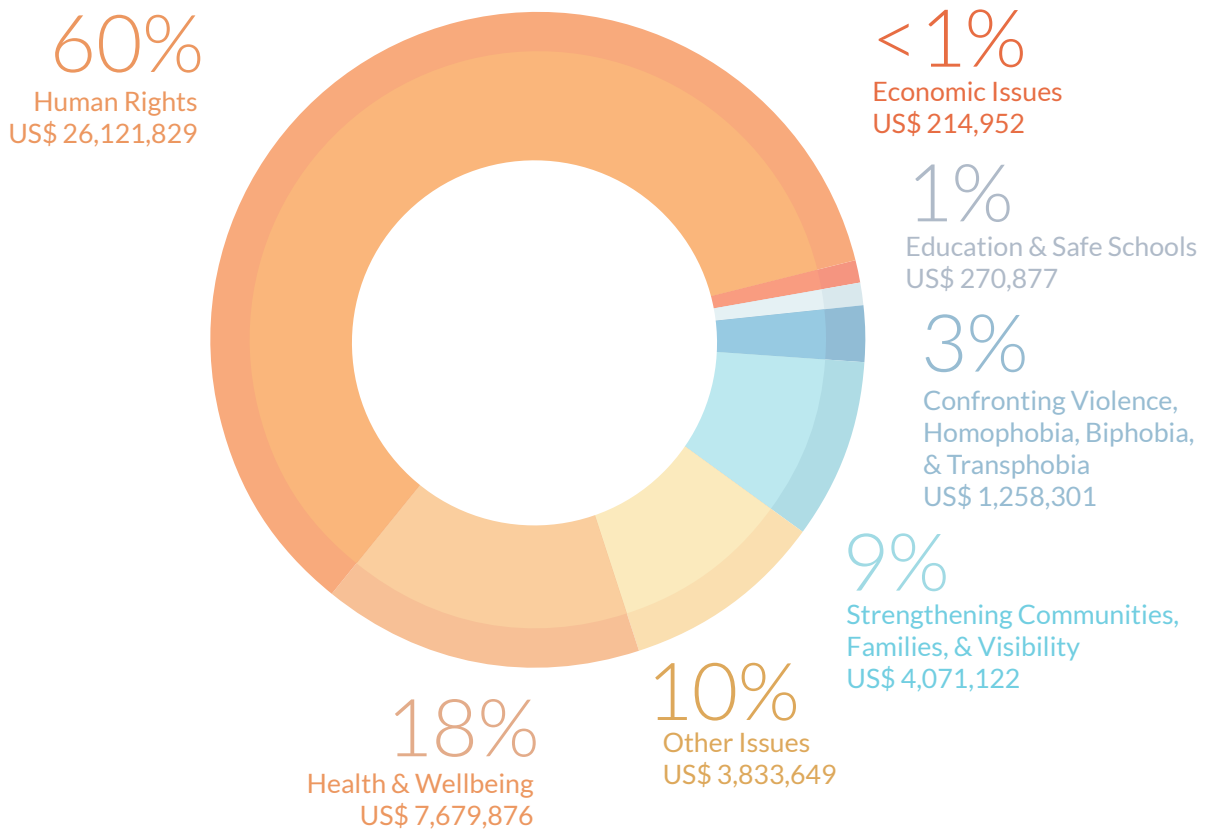


Note: This section and chart includes grants awarded to intermediaries for the purpose of being re-granted to other organizations.

Funding by Issue Area

Like other regions, funding for Human Rights was the highest funded issue in Sub-Saharan Africa, garnering nearly US\$ 26 million, or 60 percent of the total. Funding to improve the Health and Wellbeing of LGBTI communities in Sub-Saharan Africa received 18 percent of the funding for the region, with funding specifically for HIV/AIDS receiving almost 9 percent. Funding to Strengthen Communities, Families and Visibility received approximately 9 percent of LGBTI funding for the region, while funding to Confront Violence, Homophobia, Biphobia and Transphobia, as well as funding for Education and Safe Schools and Economic Issues received less than 5 percent of LGBTI funding for the region each.

LGBTI Funding for Sub-Saharan Africa, by Issue Area (2013-2014)

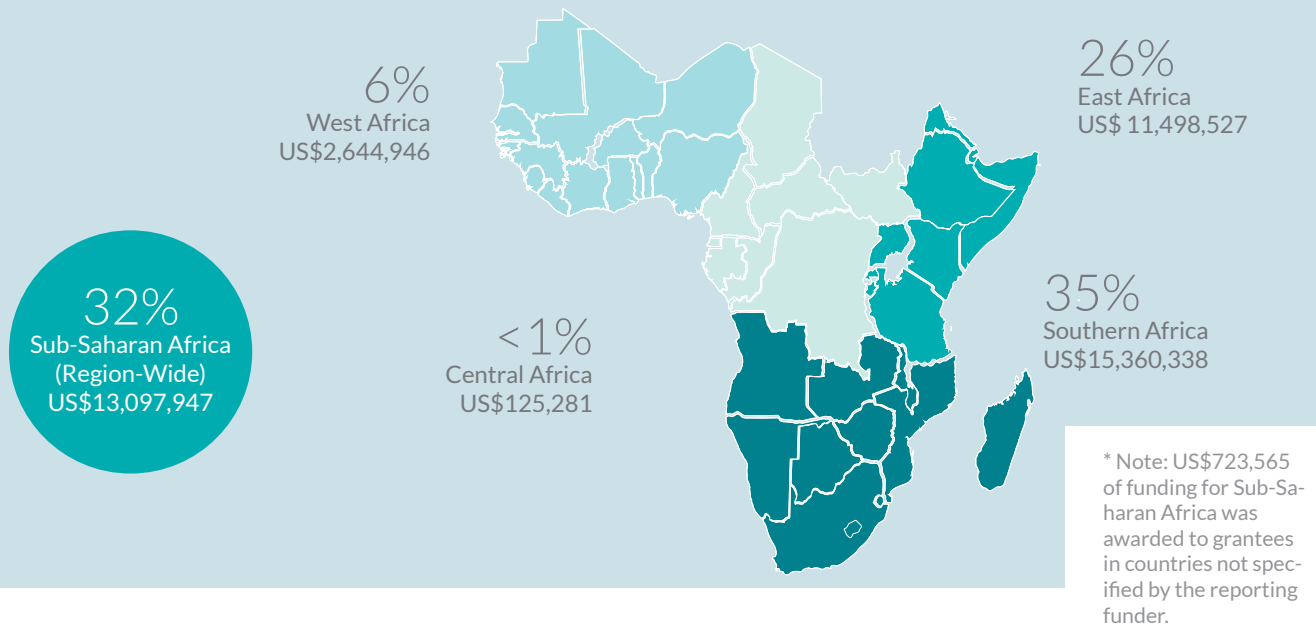


Human Rights	US\$	26,121,829	60%
Challenging Anti-LGBTI Laws	US\$	1,397,499	3%
Decriminalization and Criminal Justice Reform	US\$	169,286	<1%
Gender Identity Protections	US\$	1,289,791	3%
Human Rights	US\$	19,787,982	46%
Marriage/Civil Unions	US\$	150,000	<1%
Immigration and Refugee Issues	US\$	606,382	1%
Nondiscrimination Protections	US\$	277,465	1%
Sexual and Reproductive Rights/Justice	US\$	2,443,423	6%
Health & Well Being	US\$	7,679,876	18%
Cultural Competence and Data Collection	US\$	856,392	2%
General Health Services and Health Promotion	US\$	441,717	1%
HIV/AIDS	US\$	4,946,650	11%
Mental Health, Substance Abuse, and Suicide Prevention	US\$	399,422	1%
Sexual and Reproductive Health	US\$	1,035,695	2%
Strengthening Communities, Families, & Visibility	US\$	4,071,122	9%
Community Building and Empowerment	US\$	1,480,270	3%
Religion	US\$	1,992,398	5%
Strengthening Families	US\$	150,000	<1%
Visibility	US\$	448,455	1%
Confronting Violence, Homophobia, Biphobia, & Transphobia	US\$	1,258,301	3%
Anti-Violence	US\$	815,776	2%
Homophobia, Biphobia and Transphobia	US\$	442,526	1%
Education & Safe Schools	US\$	270,952	1%
Education and Safe Schools	US\$	270,877	1%
Economic Issues	US\$	214,952	1%
Labor/Employment	US\$	214,952	1%
Other Issues	US\$	3,833,649	9%
Multi-issue	US\$	2,033,341	5%
Philanthropy	US\$	1,072,644	2%
Unspecified	US\$	723,565	2%
Grand Total	US\$	43,450,605	

Funding by Sub-Region and Country

Projects and organizations focused on work in Southern Africa received more than US\$ 15 million, about 35 percent of the all LGBTI funding for Sub-Saharan Africa. Organizations focused on LGBTI issues within East Africa received US\$ 11 million, and region-wide LGBTI programs received US\$ 13.8 million. About US\$125,000 was awarded to support work in Central Africa.

LGBTI Funding for Sub-Saharan Africa, by Sub-Region (2013-2014)



Central Africa

Total LGBTI Funding for Central Africa: US\$ 104,659



LGBTI Funding for Central Africa, by Country Location of Grantee

Democratic Republic of Congo US\$125,281

Top 5 LGBTI Funders for Central Africa (2013-2014)

1	amfAR, Foundation for AIDS Research - New York, United States	US\$	39,984
2	Government of The Netherlands - The Hague, The Netherlands	US\$	20,586
3	Heartland Alliance for Human Needs and Human Rights - Chicago, United States	US\$	19,279
4	Global Fund for Women - New York, United States	US\$	16,000
5	Fund for Global Human Rights - Washington DC, United States	US\$	15,616

East Africa

Total LGBTI Funding for East Africa: US\$ 11,498,527



LGBTI Funding for East Africa, by Country Location of Grantee*

Burundi	US\$	302,990	
Ethiopia	US\$	11,523	
Kenya	US\$	4,678,041	
Rwanda	US\$	135,897	
Tanzania	US\$	578,699	
Uganda	US\$	4,719,690	

Funding for programs in East Africa awarded to grantees based outside the region:

Denmark	US\$	1,254,372
Namibia	US\$	21,490
Norway	US\$	329,228
USA	US\$	275,000

*Note: US\$10,000 was awarded for grant recipients in unspecified countries in East Africa.

Top 5 LGBTI Funders for East Africa (2013-2014)










1	American Jewish World Service - New York, United States	US\$	1,956,820
2	Hivos - The Hague, The Netherlands	US\$	1,524,984
3	UHAI EASHRI - Nairobi ,Kenya	US\$	1,341,117
4	The Obel Family Foundation - Aalborg, Denmark	US\$	1,254,372
5	Government of Sweden - Stockholm, Sweden	US\$	1,047,925

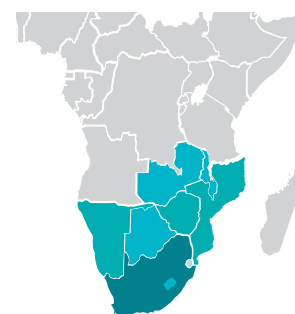
*Note: Anonymous funders awarded US\$3,265,500 during this period.

Southern Africa

Total LGBTI Funding for Southern Africa: US\$ 15,360,338

LGBTI Funding for Southern Africa, by Country Location of Grantee*

Botswana	US\$	184,539	
Lesotho	US\$	100,000	
Malawi	US\$	676,128	
Mozambique	US\$	1,298,027	
Namibia	US\$	1,210,933	
South Africa	US\$	4,723,351	
Swaziland	US\$	22,937	
Zambia	US\$	451,567	
Zimbabwe	US\$	1,396,170	



Funding for programs in Southern Africa awarded to grantees based outside the region:

The Netherlands	US\$	1,847,652
Norway	US\$	343,095
USA	US\$	2,850,957

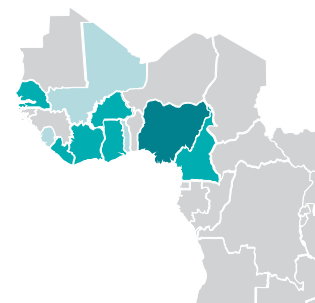
*Note: US\$ 254,982 was awarded for grant recipients in unspecified countries in Southern Africa.

Top 5 LGBTI Funders for Southern Africa (2013-2014)

1	Government of Sweden - Stockholm, Sweden	US\$	3,997,543
2	Oxfam Novib - The Hague, The Netherlands	US\$	2,419,695
3	European Union - Brussels, Belgium	US\$	1,730,538
4	COC Netherlands - Amsterdam, The Netherlands	US\$	1,297,882
5	Hivos - The Hague, The Netherlands	US\$	883,274

West Africa

Total LGBTI Funding for West Africa: US\$ 2,644,946



LGBTI Funding for West Africa, by Country Location of Grantee

Burkina Faso	US\$	124,486	█
Cameroon	US\$	145,359	█
Ghana	US\$	163,093	█
Ivory Coast	US\$	155,945	█
Liberia	US\$	146,460	█
Mali	US\$	24,079	
Nigeria	US\$	1,147,708	█
Senegal	US\$	185,784	█
Sierra Leone	US\$	63,952	
Togo	US\$	64,079	

Funding for programs in West Africa awarded to grantees based outside the region:

France	US\$	19,000
USA	US\$	405,000

Top 5 LGBTI Funders for West Africa (2013-2014)

1	Heartland Alliance for Human Needs and Human Rights - Chicago, United States	US\$	1,004,634
2	Ford Foundation - New York, United States	US\$	400,000
2	MacArthur Foundation, John D and Catherine T. - Chicago, United States	US\$	400,000
4	Government of The Netherlands - The Hague, The Netherlands	US\$	180,064
5	American Jewish World Service - New York, United States	US\$	149,834

Sub-Saharan Africa (Region-Wide)

Total Region-Wide LGBTI Funding for Sub-Saharan Africa: US\$ 13,097,947



Region-Wide LGBTI Funding for Sub-Saharan Africa, by Country Location of Grantee*

Burkina Faso	US\$	122,417	
Kenya	US\$	516,020	
Namibia	US\$	150,000	
Nigeria	US\$	44,084	
Senegal	US\$	25,000	
South Africa	US\$	7,708,775	
Uganda	US\$	706,992	

Funding for region-wide programs in Sub-Saharan Africa awarded to grantees based outside the region:

Belgium	US\$	20,000
Germany	US\$	71,580
Sweden	US\$	150,000
Switzerland	US\$	30,000
USA	US\$	1,418,711

*Note: US\$ 2,017,206 was awarded for grant recipients in unspecified countries in Sub-Saharan Africa.

Top 5 LGBTI Funders for Sub-Saharan Africa Region-Wide (2013-2014)

1	Government of Sweden - Stockholm, Sweden	US\$	3,943,636
2	Global Equality Fund - Washington DC, United States	US\$	1,975,406
3	Arcus Foundation - New York, United States	US\$	1,726,650
4	Government of Finland - Helsinki, Finland	US\$	1,306,089
5	Government of Sweden - Stockholm, Sweden	US\$	1,047,925

Note: Anonymous donors awarded US\$1,740,500 during this period.

Funding for LGBTI Issues in the Global North

Over the two-year period of 2013 - 2014, foundations, corporations, intermediaries, government donors and multilateral agencies awarded US\$ 240,595,280 for LGBTI issues in the Global North. For the purposes of this report, the Global North is defined to encompass Canada and the United States and Western Europe. These regions include most of the world's highest-income countries. They are home to 11 percent of the global population, but received 57 percent of LGBTI funding in this time period.

Top Funders and Recipients

The Top 10 funders of LGBTI issues for the Global North awarded nearly US\$ 110 million, or about 46 percent of the total. All of the funders in the Top 10, except for the Government of The Netherlands, were located in the United States.

Top 10 LGBTI Funders for the Global North (2013-2014)

Includes Funding Focused on the United States.

1	Ford Foundation - New York, United States	US\$	22,525,289
2	Arcus Foundation - New York, United States	US\$	21,629,848
3	Gill Foundation - Denver, United States	US\$	14,147,927
4	Evelyn & Walter Haas, Jr. Fund - San Francisco, United States	US\$	11,264,848
5	Pride Foundation - Seattle, United States	US\$	10,312,547
6	Wells Fargo - Palm Springs, United States	US\$	7,261,533
7	Government of The Netherlands - The Hague, The Netherlands	US\$	6,394,313
8	Gilead Sciences - Foster City, United States	US\$	6,006,447
9	Tides Foundation - San Francisco, United States	US\$	5,570,279
10	Henry van Ameringen Foundation - New York, United States	US\$	5,199,000

Note: Anonymous donors awarded US\$ 23,677,269 during this period.

The Top 10 grant recipients of LGBTI funding for the Global North received a total of US\$ 48 million, or 20 percent of the total. The total for Top 10 grant recipients includes more than US\$ 4.9 million awarded to various anonymous grantees. COC Netherlands and ILGA-Europe are the only top grant recipients located in Europe; all other top recipients were located in the United States.

Top 10 LGBTI Grant Recipients for the Global North (2013-2014)

Includes Funding Focused on the United States.

1	National LGBTQ Task Force - Washington, DC, United States	US\$	8,192,237
2	Freedom To Marry - New York, United States	US\$	7,982,889
3	COC Netherlands - Amsterdam, The Netherlands	US\$	5,607,263
4	Lambda Legal Defense and Education Fund - New York, United States	US\$	5,199,309
5	ILGA - Europe - Brussels, Belgium	US\$	4,996,571
6	National Center for Lesbian Rights (NCLR) - San Francisco, United States	US\$	4,479,100
7	SAGE - New York, United States	US\$	4,210,408
8	Gay and Lesbian Advocates and Defenders (GLAD) - Boston, United States	US\$	3,521,312
9	GLAAD - New York, United States	US\$	3,344,367
10	Human Rights Campaign (HRC) Foundation - Washington DC, United States	US\$	2,922,318

Note: These totals include the full amount of any multi-year grants awarded over the two year period of 2013-2014. Many of the top recipients received grants awarded for a period of 3 years or more. As such, the totals listed may exceed their total two-year operating revenue for 2013-2014.

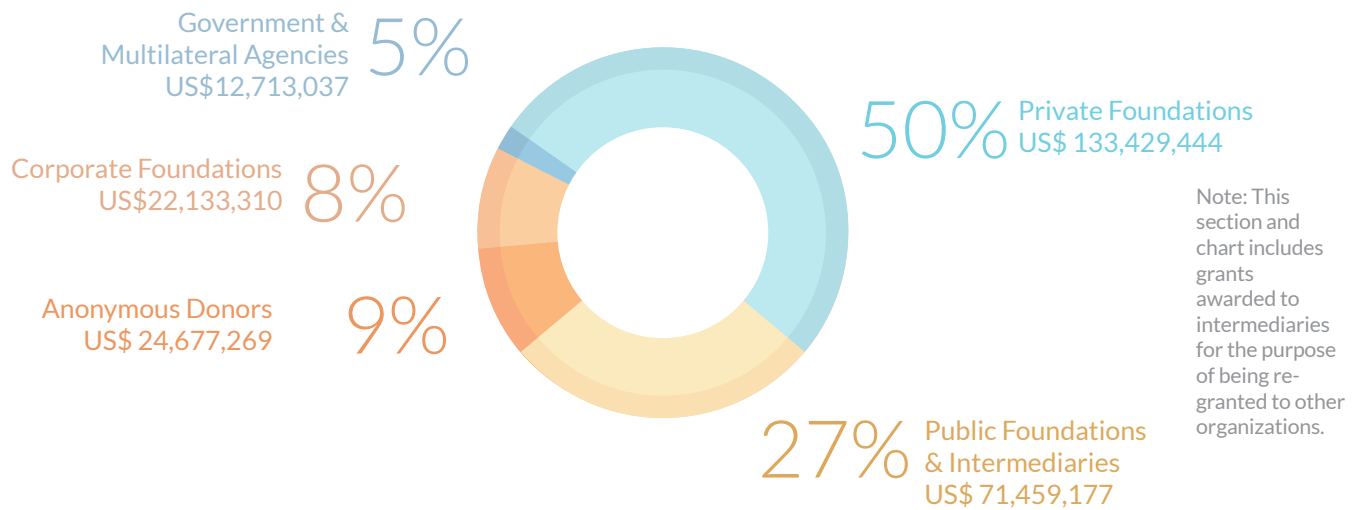
Note: Anonymous Grant Recipients in various locations received a total of US\$ 4,931,389 in 2013 and 2014. These grantees are anonymous for safety and security reasons.

Sources of LGBTI Funding for the Global North

During the two-year period of 2013-2014, 50 percent of LGBTI funding for the Global North was awarded by private foundations. Significant shares of funding were also provided by public foundations and intermediaries (27 percent), anonymous donors (9 percent) and corporate funders (9 percent). Government and multilateral agencies accounted for 5 percent of LGBTI funding for the Global North.

Sources of LGBTI Funding for the Global North, by Funder Type (2013-2014)

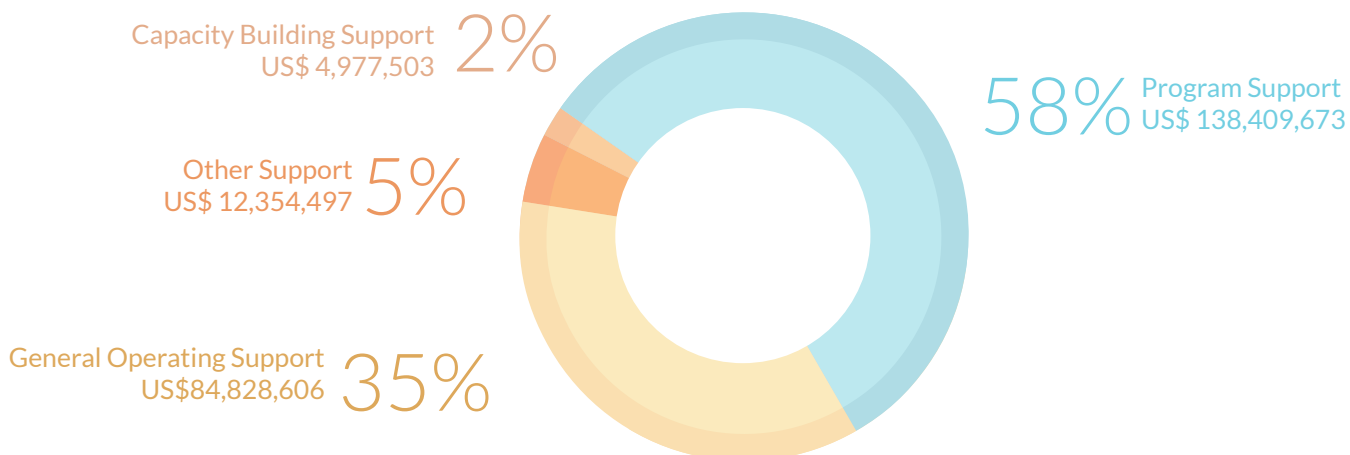
Includes Funding Focused on the United States.



Type of Support and Grant Duration

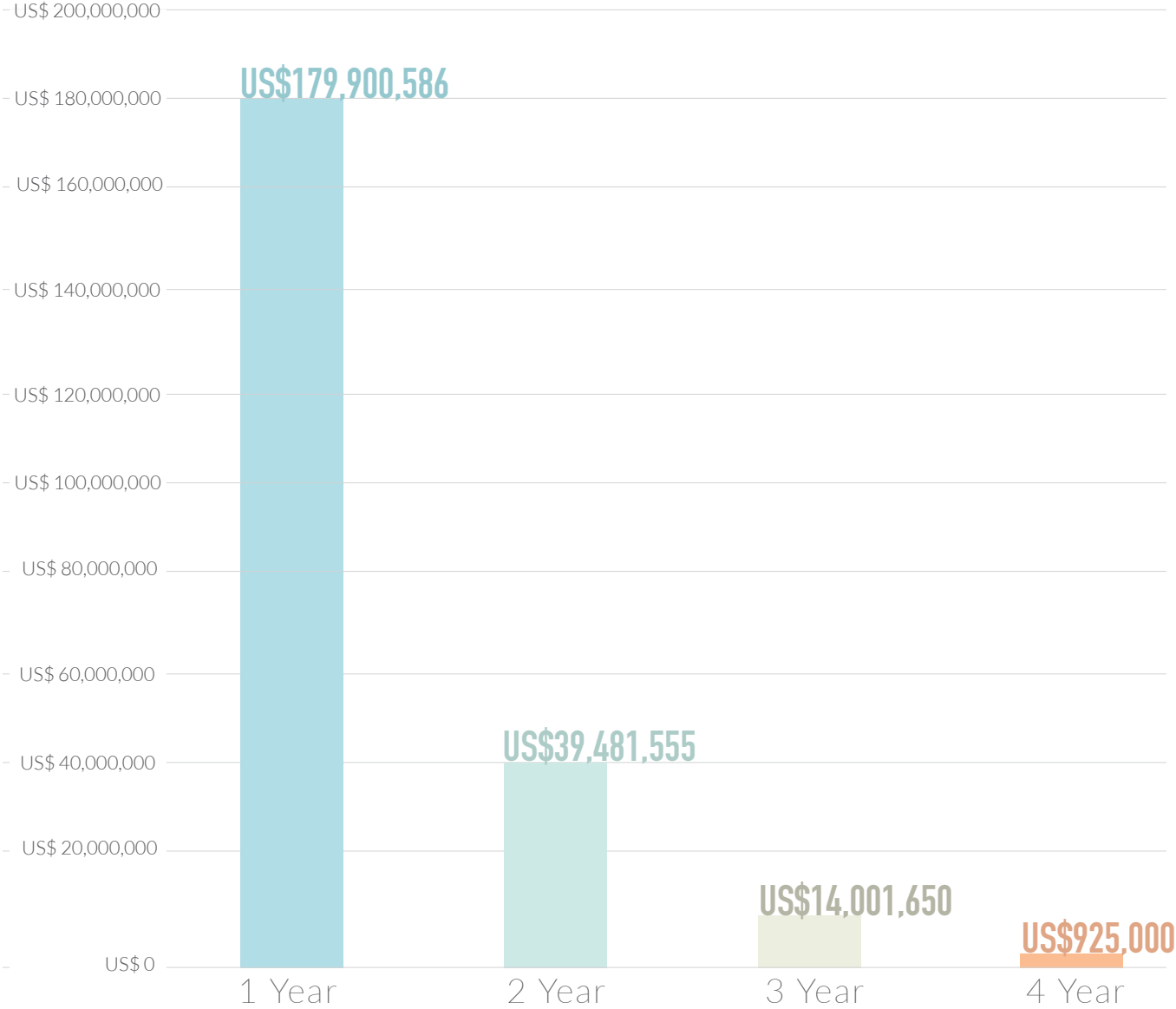
During the two-year period of 2013-2014, 57 percent of LGBTI funding for the Global North was restricted for specific programs. Thirty-six percent of funding was general operating or unrestricted support. Two percent of grants were capacity building grants. All other types of support, such as capital support, scholarships, endowment support, matching grants, and seed funds, received a combined total of about 5 percent.

LGBTI Funding for the Global North, by Type of Support (2013-2014)



Examining LGBTI funding for the Global North by the duration of grants, almost US\$ 180 million (or 77percent of the total) were awarded for grant periods of one year or less. Almost US\$ 40 million was awarded for various grant durations of two years or more.

Funding for LGBTI Issues in the Global North, by Grant Duration (2013-2014)



FOCUS: UNITED STATES

This report does not include a focus section on the United States. For detailed data and analysis on funding for LGBTI communities in the US, please refer to Funders for LGBTQ Issues' 2013 *Tracking Report: Lesbian, Gay, Bisexual, Transgender and Queer Grantmaking by US Foundations* and 2014 *Tracking Report: Lesbian, Gay, Bisexual, Transgender, and Queer Grantmaking by US Foundations*.

FOCUS: CANADA

Over the two-year period of 2013 and 2014, 7 grantmakers invested US\$ 1.3 million into LGBTI issues in Canada. The Top 5 funders accounted for 99 percent of LGBTI funding for Canada. All of the organizations that received funding for LGBTI work in Canada were based in Canada.

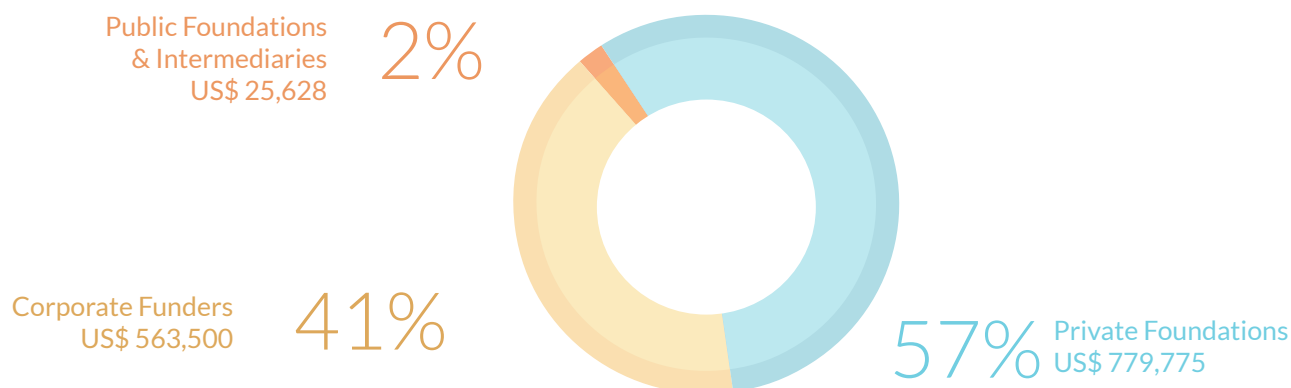
Top 5 LGBTI Funders for Canada (2013-2014)

1	Open Society Foundations - New York, United States	US\$	730,885
2	M.A.C. AIDS Fund - New York, United States	US\$	413,500
3	Levi Strauss Foundation - San Francisco, United States	US\$	150,000
4	Mukti Fund - Santa Cruz, United States	US\$	40,000
5	Liberty Hill Foundation - Los Angeles, California	US\$	25,000

Funder Type

Funding for LGBTI issues in Canada came primarily from private foundations and corporations, which accounted for about 57 percent and 41 percent of the total, respectively.

Sources of LGBTI Funding for Canada, by Funder Type (2013-2014)



Note: This section and chart includes grants awarded to intermediaries for the purpose of being re-granted to other organizations.

Funding by Issue Area

Health and Wellbeing was the top funded issue for Canada, garnering 79 percent of the total, including 65 percent focused on HIV/AIDS.

Health & Wellbeing	US\$	1,086,528	79%
General Health Services and Health Promotion	US\$	195,000	14%
HIV/AIDS	US\$	891,528	65%
Human Rights	US\$	174,985	13%
Decriminalization and Criminal Justice Reform	US\$	150,000	11%
Sexual and Reproductive Rights/Justice	US\$	24,985	2%
Strengthening Communities, Families, and Visibility	US\$	65,000	5%
Community Building and Empowerment	US\$	10,000	1%
Visibility	US\$	55,000	4%
Economic Issue	US\$	33,500	2%
Food Security	US\$	3,500	<1%
Housing and Homelessness	US\$	30,000	2%
Education & Safe Schools	US\$	8,890	1%
Education & Safe Schools	US\$	8,890	1%
Grand Total	US\$	1,368,903	

FOCUS: WESTERN EUROPE

Over the two-year period of 2013 and 2014, 30 grantmakers invested US\$ 22 million into LGBTI issues in Western Europe. The Top 10 funders accounted for more than 76 percent of all funding for the region.

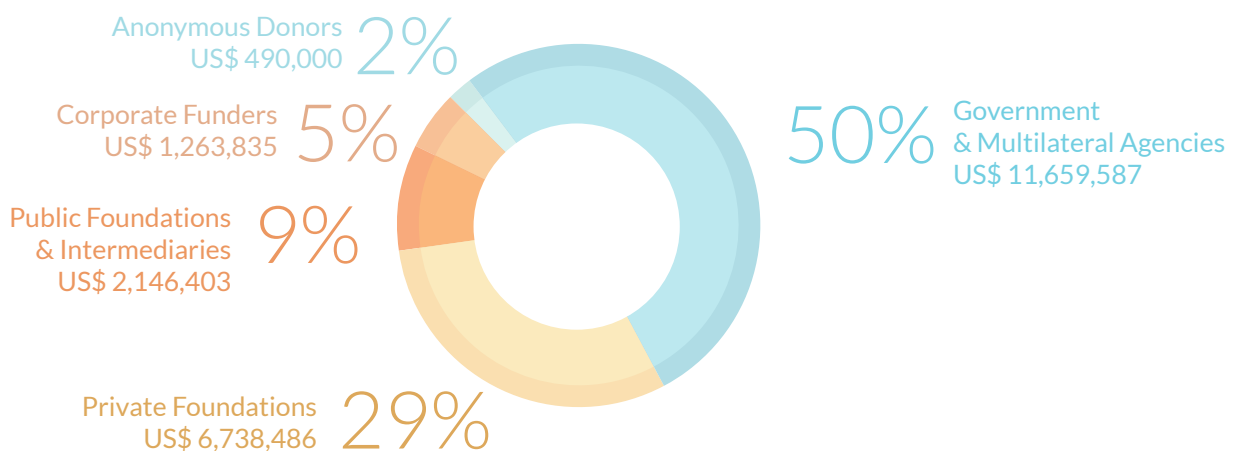
Top 10 Funders of LGBTI Issues in Western Europe (2013-2014)

1	Government of The Netherlands - The Hague, The Netherlands	US\$ 6,394,313
2	European Union - Brussels, Belgium	US\$ 3,216,830
3	Open Society Foundations - New York, United States	US\$ 1,418,402
4	Global Equality Fund - Washington, DC, United States	US\$ 1,265,000
5	M.A.C. AIDS Fund - New York, United States	US\$ 1,221,185
6	Arcus Foundation - New York, United States	US\$ 1,098,200
7	Sigrid Rausing Trust - London, England	US\$ 1,097,824
8	Comic Relief - London, England	US\$ 1,077,323
9	Dreilinden - Hamburg, Germany	US\$ 1,054,319
10	Esmée Fairbairn Foundation - London, England	US\$ 1,009,502

Funder Type

Collectively, private foundations and government and multilateral donors account for nearly 80 percent of LGBTI funding for Western Europe – at 29 percent and 50 percent, respectively. Corporations make up a slightly higher percentage of the funding in Western Europe when compared to global LGBTI funding overall.

Distribution of LGBTI Funding for Western Europe By Funder Type (2013-2014)

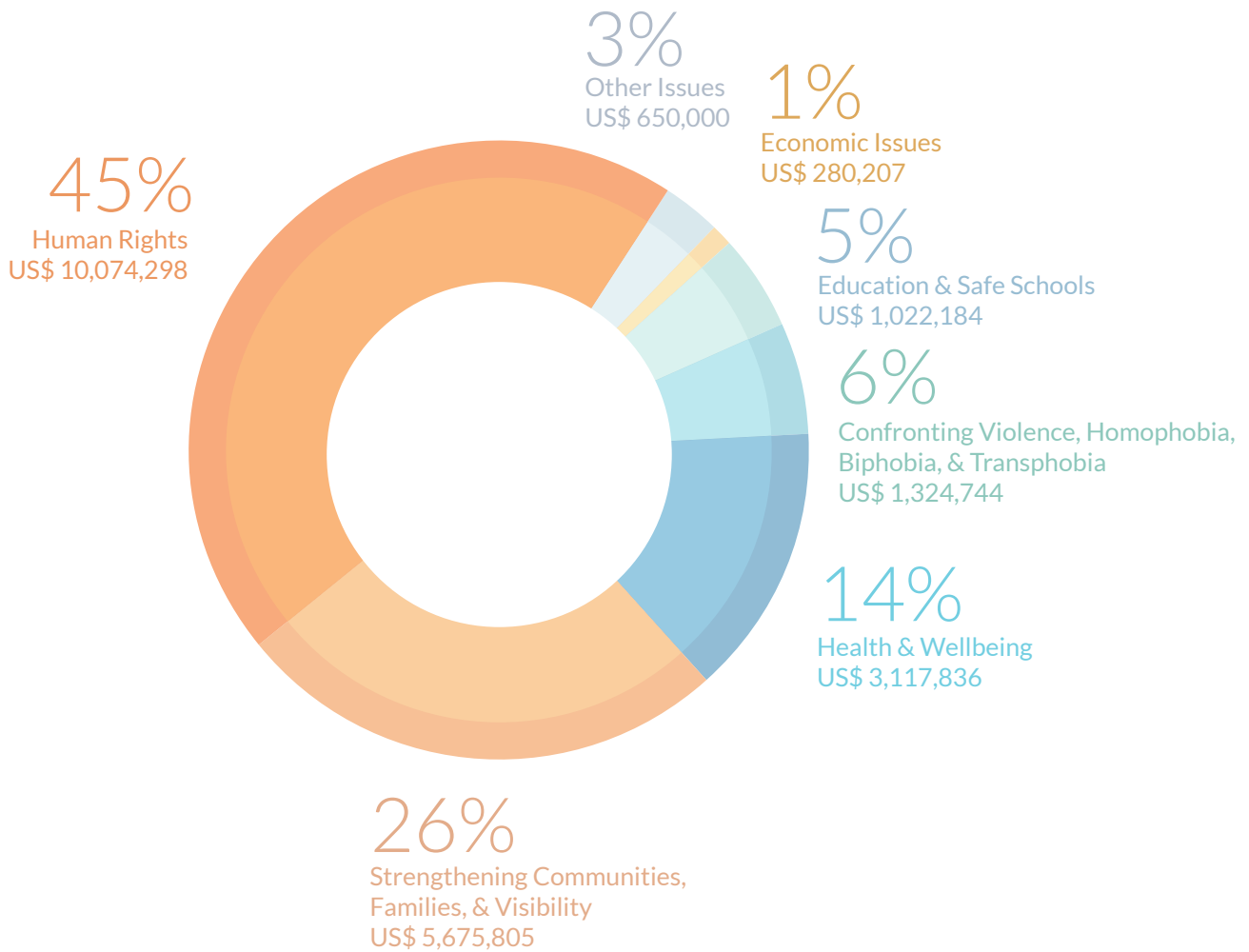


Note: This section and chart includes grants awarded to intermediaries for the purpose of being re-granted to other organizations.

Funding by Issue Area

Human Rights was the top funded LGBTI issue in Western Europe. Compared to other regions, a relatively low share of funding was devoted to HIV/AIDS.

LGBTI Funding for Western Europe, by Issue Area (2013-2014)

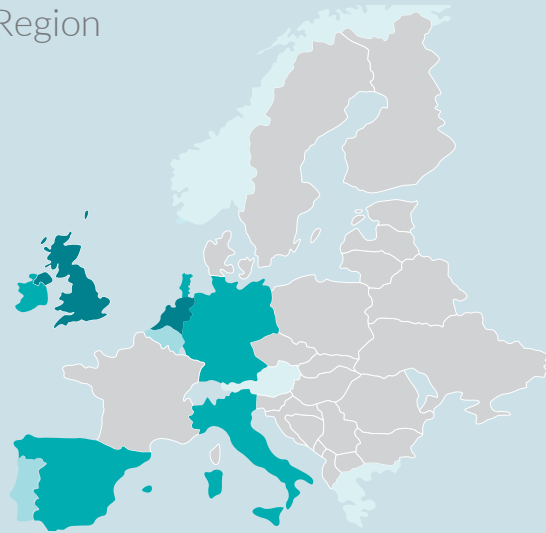


Human Rights	US\$	10,074,298	45%
Challenging Discriminatory Anti-LGBTI Laws	US\$	469,518	2%
Decriminalization and Criminal Justice Reform	US\$	152,476	1%
Gender Identity Protections	US\$	901,422	4%
Human Rights	US\$	7,978,364	36%
Immigration and Refugee Issues	US\$	342,420	2%
Sexual and Reproductive Rights/Justice	US\$	28,291	<1%
Strengthening Communities, Families, and Visibility	US\$	5,675,805	26%
Community Building and Empowerment	US\$	4,718,674	21%
Religion	US\$	264,609	1%
Strengthening Families	US\$	145,079	1%
Visibility	US\$	547,444	2%
Health & Well Being	US\$	3,117,836	14%
Cultural Competence and Data Collection	US\$	160,906	1%
General Health Services and Health Promotion	US\$	578,859	3%
HIV/AIDS	US\$	1,212,321	5%
Mental Health, Substance Abuse, and Suicide Prevention	US\$	745,436	5%
Sexual and Reproductive Health	US\$	420,314	2%
Confronting Violence, Homophobia, Biphobia, & Transphobia	US\$	1,324,744	6%
Anti-Violence	US\$	630,114	3%
Homophobia, Biphobia and Transphobia	US\$	694,630	3%
Education & Safe Schools	US\$	1,022,184	5%
Education and Safe Schools	US\$	1,022,184	5%
Economic Issues	US\$	280,207	1%
Food Security	US\$	16,700	<1%
Housing and Homelessness	US\$	171,670	1%
Labor and Employment	US\$	91,837	<1%
Other Issues	US\$	650,000	3%
Multi-Issue	US\$	650,000	4%
Grand Total	US\$	22,145,075	

Funding By Grantee Country:

Grantees in the United Kingdom received a quarter of all the funding focused on LGBTI work in Western Europe. Belgium, Germany, Switzerland, and the Netherlands were home to a grantees that also saw significant funding for LGBTI issues in Western Europe.

LGBTI Funding for Western Europe, by Sub-Region



LGBTI Funding for Western Europe, by Country Location of Grantee

Austria	US\$ 68,401	<1%	
Belgium	US\$ 312,500	1%	█
Cyprus	US\$ 138,634	1%	
Germany	US\$ 667,539	3%	█
Greece	US\$ 82,956	<1%	
Ireland	US\$ 628,297	3%	█
Italy	US\$ 645,986	3%	█
Malta	US\$ 34,595	<1%	
Norway	US\$ 6,298	<1%	
Portugal	US\$ 165,441	1%	
Spain	US\$ 352,819	2%	█
Switzerland	US\$ 1,000	<1%	
The Netherlands	US\$5,969,658	27%	██
United Kingdom	US\$3,797,553	17%	██

Funding for programs in the Western Europe awarded to grantees based outside the region:

USA US\$ 40,000 <1%

Note: In addition, US\$8,438,366 of funding for Western Europe was awarded to grantees in countries not specified by the reporting funder.

Funding for International LGBTI Issues

Over the two-year period of 2013-2014, 68 foundations and government agencies awarded 288 grants totaling US\$ 78,868,506 for LGBTI issues in the international arena. When funds intended for re-granting are excluded, support for LGBTI issues internationally totaled US\$ 55,473,131. Funding for the international arena encompasses all funding that crosses country and region boundaries. This funding might promote LGBTI issues globally through advocacy to international bodies, efforts to support and connect LGBTI advocates around the world, or other means.

Top Funders and Recipients

Over US\$ 20 million was re-granted to support funding for international LGBTI issues. In that context, the top 10 funders of international LGBTI issues awarded a total of US\$ 61.7 million, or more than three-quarters of the total when funding intended for re-granting is included.

Top 10 Funders Supporting International LGBTI Issues (2013-2014)

1	Government of The Netherlands - The Hague, The Netherlands	US\$	19,817,145
2	Government of Sweden - Stockholm, Sweden	US\$	10,622,460
3	Arcus Foundation - New York, United States	US\$	7,138,000
4	Government of Norway - Oslo, Norway	US\$	6,897,332
5	United Kingdom Government - London, England	US\$	5,201,112
6	Global Equality Fund - Washington DC, United States	US\$	4,032,619
7	Government of the United States - Washington, DC, United States	US\$	3,634,142
8	Government of Finland - Helsinki, Finland	US\$	1,580,367
9	Ford Foundation - New York, United States	US\$	1,555,000
10	Government of France - Paris, France	US\$	1,314,154

Note: Anonymous donors awarded US\$ 6,989,500 during this period.

The Top 10 grant recipients of international LGBTI funding received a total of US\$27.7 million, or 78 percent of the total. All of the grantees were located in the Global North, with 7 based in the United States.

Top 10 Grant Recipients for International LGBTI Issues (2013-2014)

1	Bridging the Gaps - Amsterdam, The Netherlands	US\$	12,396,717
2	ILGA - Geneva, Switzerland	US\$	3,921,922
3	OutRight Action International - New York, United States	US\$	1,916,513
4	Council for Global Equality - Washington DC, United States	US\$	1,850,813
5	COC Netherlands - Amsterdam, The Netherlands	US\$	1,728,959
6	University of California Los Angeles (UCLA) Williams Institute - Los Angeles, United States	US\$	1,380,000
7	Human Rights Watch - New York, United States	US\$	1,324,600
8	Astraea Lesbian Foundation for Justice - New York, United States	US\$	1,100,100
9	Organization for Refugee Asylum & Migration (ORAM) - San Francisco, United States	US\$	1,096,070
10	Institute of Development Studies - Brighton, England	US\$	1,036,520

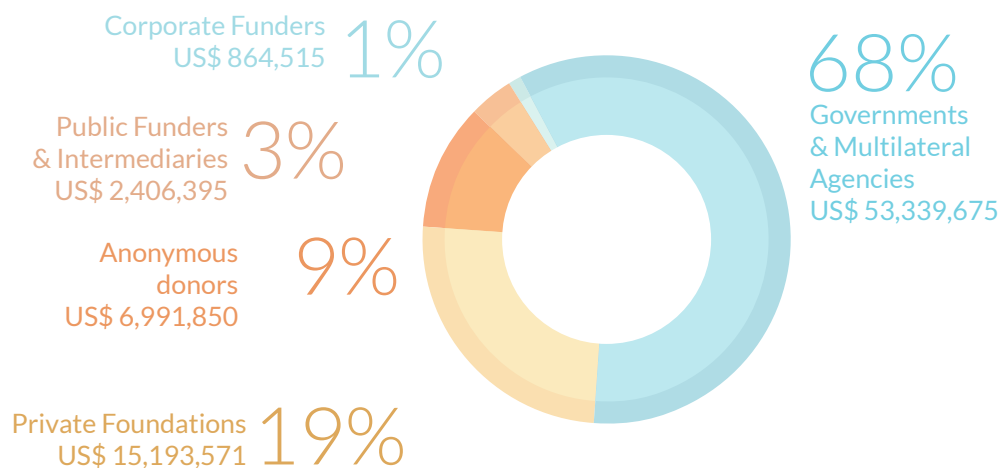
Note: These totals include the full amount of any multi-year grants awarded over the two year period of 2013-2014. Many of the top recipients received grants awarded for a period of 3 years or more. As such, the totals listed may exceed their total two-year operating revenue for 2013-2014.

Note: Anonymous grantees received US\$ 15,586,148 during this period.

Sources of International LGBTI Funding

During the two-year period of 2013-2014, the largest share (59 percent) of international LGBTI funding was awarded by government agencies. A significant amount of the funding was also provided by private foundations (25 percent).

Sources of International LGBTI Funding, by Funder Type (2013-2014)



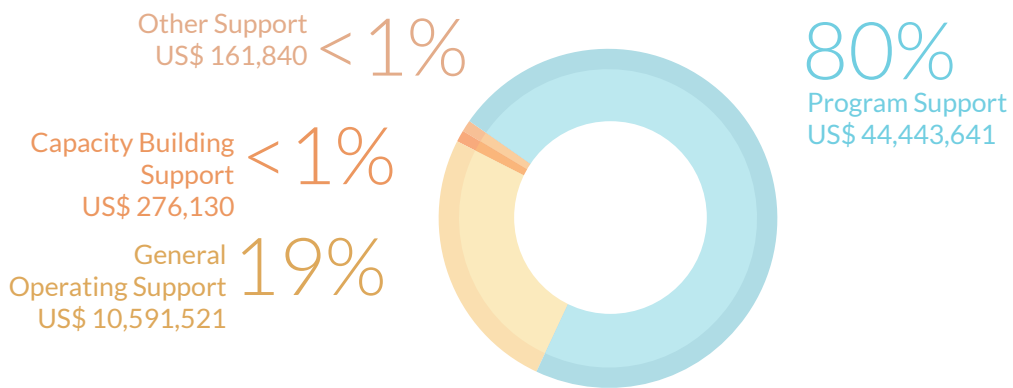
Note: In contrast to other parts of this report, this section includes funding for public foundations awarded for the purposes of re-granting. As such, this does result in some double-counting. However, including re-granting in this analysis is the most accurate way to capture the full amount of global LGBTI funding coming from (or through) the various types of funders.

Type of Support and Grant Duration

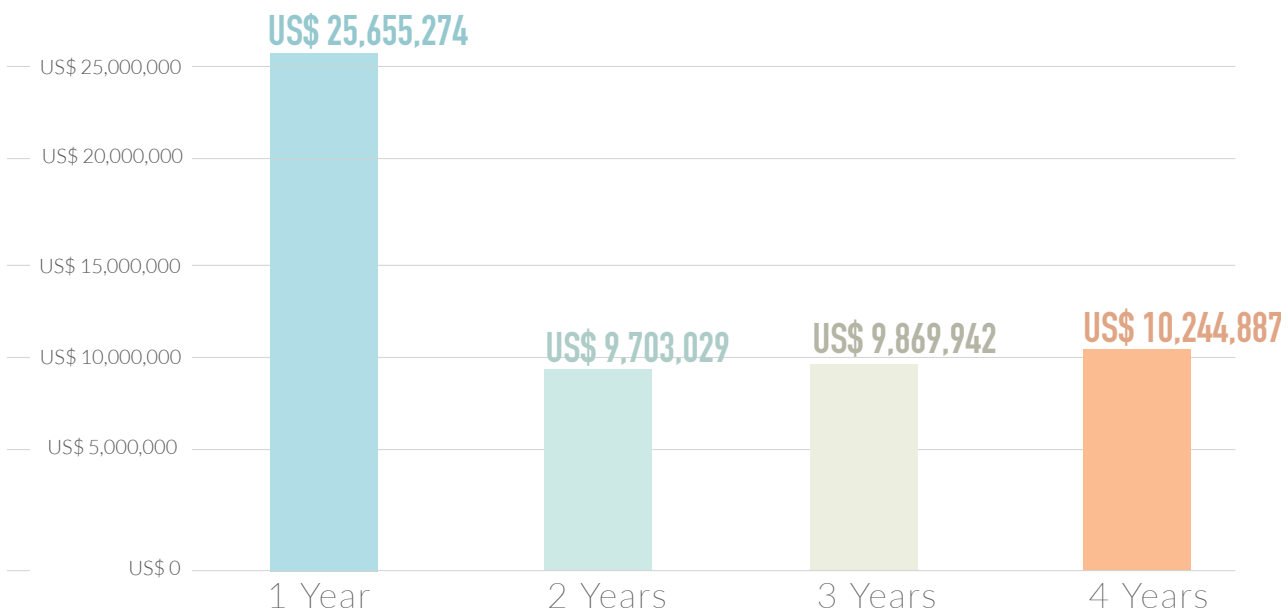
80 percent of International LGBTI funding was awarded in the form of program support. General operating support accounted for 19 percent of all international LGBTI funding. Capacity-building support was received less than 1 percent of international LGBTI funding. Emergency funds, matching grants, scholarships, and sponsorships collectively accounted for less than 1 percent of international LGBTI funding.

Examining international LGBTI funding by the duration of grants, 46 percent of the funding was awarded for a grant period of one year or less. 17 percent of the funding was awarded for a two-year grant period while grants with a three-year grant period and a four-year grant period accounted for 18 percent each.

International LGBTI Funding, by Type of Support (2013-2014)



Funding for International LGBTI Issues, by Grant Duration (2013-2014)



Appendix: Funding by Country of Focus

This Appendix shows the amount of funding that was designated for LGBTI issues by country of focus over the two-year period of 2013 and 2014. This table does not reflect whether these grants were made to organizations located within or outside each country of focus. Additionally, this table does not include grantmaking for initiatives focused across multiple countries, which in 2013 and 2014 totaled just under US\$ 98 million.

Total LGBTI Funding By Country of Focus (2013 - 2014)

Albania	US\$ 658,999	Canada	US\$ 1,368,903	Ghana	US\$ 163,093
Algeria	US\$ 95,564	Chile	US\$ 140,673	Greece	US\$ 82,956
Argentina	US\$ 42,446	China	US\$3,392,375	Grenada	US\$ 11,000
Armenia	US\$ 300,335	Colombia	US\$1,574,320	Guatemala	US\$ 313,853
Australia	US\$ 62,998	Costa Rica	US\$ 97,796	Guyana	US\$ 72,584
Austria	US\$ 68,401	Croatia	US\$ 488,738	Haiti	US\$ 397,638
Bahamas	US\$ 5,000	Cuba	US\$ 83,749	Honduras	US\$ 922,680
Bahrain	US\$ 10,993	Cyprus	US\$ 138,634	Hungary	US\$ 648,031
Bangladesh	US\$ 64,390	Czech Republic	US\$ 480,243	India	US\$2,781,202
Belgium	US\$ 312,500	Democratic Republic of Congo	US\$ 125,281	Indonesia	US\$2,888,398
Belize	US\$ 112,700	Dominican Republic	US\$ 452,500	Ireland	US\$ 628,297
Bolivia	US\$ 527,140	East Timor	US\$ 235,335	Israel	US\$ 421,000
Bosnia and Herzegovina	US\$ 460,595	Ecuador	US\$ 597,464	Italy	US\$ 645,986
Botswana	US\$ 184,539	Egypt	US\$ 3,910	Ivory Coast	US\$ 155,945
Brazil	US\$1,134,937	El Salvador	US\$ 129,169	Jamaica	US\$ 918,425
Bulgaria	US\$ 144,288	Estonia	US\$ 192,550	Japan	US\$ 1,800,000
Burkina Faso	US\$ 124,486	Ethiopia	US\$ 11,523	Jordan	US\$ 300,000
Burundi	US\$ 302,990	Fiji	US\$ 30,000	Kazakhstan	US\$ 29,549
Cambodia	US\$ 68,976	Georgia	US\$ 714,099	Kenya	US\$ 4,678,041
Cameroon	US\$ 164,359	Germany	US\$ 667,539	Kosovo	US\$ 1,353,764

Kyrgyzstan	US\$ 5,000	Paraguay	US\$ 84,721	Tunisia	US\$ 10,587
Laos	US\$ 422,327	Peru	US\$ 1,666,152	Turkey	US\$ 3,237,581
Latvia	US\$ 287,550	Philippines	US\$ 1,309,226	Ukraine	US\$ 4,931,111
Lebanon	US\$ 330,515	Poland	US\$ 1,714,577	Uganda	US\$ 4,719,690
Lesotho	US\$ 100,000	Portugal	US\$ 165,441	United Kingdom	US\$ 3,797,553
Liberia	US\$ 146,460	Romania	US\$ 534,568	United States	US\$217,081,302
Lithuania	US\$ 401,848	Russia	US\$ 7,870,229	Vietnam	US\$ 1,354,430
Macedonia	US\$ 467,799	Rwanda	US\$ 135,897	Zambia	US\$ 451,567
Malawi	US\$1,059,175	Saint Lucia	US\$ 96,300	Zimbabwe	US\$ 1,396,170
Malaysia	US\$ 549,516	Senegal	US\$ 185,784		
Mali	US\$ 24,079	Serbia	US\$ 674,984		
Malta	US\$ 34,595	Sierra Leone	US\$ 63,952		
Mexico	US\$1,023,066	Singapore	US\$ 277,000		
Moldova	US\$ 473,664	Slovakia	US\$ 720,664		
Mongolia	US\$ 67,212	Slovenia	US\$ 197,581		
Montenegro	US\$ 113,314	South Africa	US\$ 4,238,175		
Morocco	US\$ 20,581	Spain	US\$ 352,819		
Mozambique	US\$ 1,298,027	Sri Lanka	US\$ 133,895		
Myanmar	US\$ 1,323,916	Suriname	US\$ 14,600		
Namibia	US\$ 1,210,933	Swaziland	US\$ 22,937		
Nepal	US\$ 62,500	Switzerland	US\$ 1,000		
The Netherlands	US\$ 6,804,690	Syria	US\$ 3,000		
Nicaragua	US\$ 1,216,881	Tajikistan	US\$ 77,033		
Nigeria	US\$ 1,415,070	Tanzania	US\$ 578,699		
Norway	US\$ 170,912	Thailand	US\$ 2,100,447		
Pakistan	US\$ 658,873	Togo	US\$ 64,079		
Palestine	US\$ 251,612	Trinidad and Tobago	US\$ 15,000		

Appendix II: 2013-2014

List of LGBTI Grantmakers

This appendix lists all funders and the amount of funding provided for LGBTI issues in 2013-2014, excluding grantmaking focused on the United States. To explore the grantmaking totals of US-based grantmakers funding in the United States, consult *Funders for LGBTQ Issues' 2013 Tracking Report: Lesbian, Gay, Bisexual, Transgender and Queer Grantmaking by US Foundations* and *2014 Tracking Report: Lesbian, Gay, Bisexual, Transgender and Queer Grantmaking by US Foundations*.

DONOR NAME	NUMBER OF GRANTS	DIRECT GRANTS	REGRANTING	TOTAL
11th Hour Project	5	US\$ 375,000	US\$ 150,000	US\$ 525,000
AIDS Fund	2	US\$ 61,139		US\$ 61,139
AIDS United	1	US\$ 40,000		US\$ 40,000
American Institute of Bisexuality	4	US\$ 135,187		US\$ 135,187
American Jewish World Service	168	US\$ 4,570,960	US\$ 909,000	US\$ 5,479,960
amfAR, Foundation for AIDS Research	43	US\$ 3,619,596	US\$ 10,000	US\$ 3,629,596
Anonymous Donors	46	US\$ 8,415,850	US\$ 2,481,500	US\$ 10,897,350
Arcus Foundation	101	US\$ 9,855,950	US\$ 3,450,000	US\$ 13,305,950
ARIA Foundation	2	US\$ 87,000		US\$ 87,000
Astraea Lesbian Foundation for Justice	148	US\$ 2,185,579		US\$ 2,185,579
Babson Charitable Foundation, Susan A. and Donald P.	1	US\$ 1,000		US\$ 1,000
Barrow Cadbury Trust	5	US\$ 133,746		US\$ 133,746
Benetech Human Rights Program	13	US\$ 123,366	US\$ 32,000	US\$ 155,366
Bohnett Foundation, David	5	US\$ 68,500		US\$ 68,500
Boston Foundation	1	US\$ 25,000		US\$ 25,000
Broadway Cares/Equity Fights AIDS	2	US\$ 15,000		US\$ 15,000
Calamus (Delaware)	4	US\$ 28,500		US\$ 28,500
Calamus Foundation (New York)	1	US\$ 25,000		US\$ 25,000
California Community Foundation	4	US\$ 9,500		US\$ 9,500
CISU - The Civil Society Fund	1		US\$ 213,822	US\$ 213,822
Collingwood Foundation	1		US\$ 10,000	US\$ 10,000

DONOR NAME	NUMBER OF GRANTS	DIRECT GRANTS		REGRANTING	TOTAL
Comic Relief	5	US\$	1,077,323		US\$ 1,077,323
Community Foundation for Greater Buffalo	1	US\$	1,000		US\$ 1,000
Community Foundation for Northeast Florida	1			US\$ 33,000	US\$ 33,000
Council of Europe	3	US\$	10,585		US\$ 10,585
Danish AIDS Foundation, The	2	US\$	582,576		US\$ 582,576
Disability Rights Fund	2	US\$	94,000		US\$ 94,000
Dreilinden	29	US\$	1,763,387	US\$ 522,435	US\$ 2,285,822
EEA and Norwat Grants (Iceland, Liechtenstein & Norway)	65	US\$	4,039,054		US\$ 4,039,054
Elton John AIDS Foundation	2	US\$	145,275		US\$ 145,275
Esmée Fairbairn Foundation	8	US\$	1,009,502		US\$ 1,009,502
Esmond Harmsworth 1997 Charitable Foundation	1	US\$	35,000		US\$ 35,000
European Commission	4	US\$	116,548	591,687	US\$ 708,235
European Refugee Fund	4	US\$	342,420		US\$ 342,420
European Union	23	US\$	14,266,141		US\$ 14,266,141
FNV Trade Union	1	US\$	25,294		US\$ 25,294
Ford Foundation	43	US\$	7,775,317	US\$ 350,000	US\$ 8,125,317
Foundation for a Just Society	5	US\$	210,000	US\$ 750,000	US\$ 960,000
FRIDA Fund	8	US\$	29,000		US\$ 29,000
Front Line Defenders	68	US\$	221,734		US\$ 221,734
Fund For Global Human Rights	75	US\$	1,792,682		US\$ 1,792,682
Gay Asian Pacific Alliance (GAPA) Foundation	1	US\$	1,500		US\$ 1,500
Gilead Sciences	7	US\$	119,900		US\$ 119,900
Global Equality Fund	N/A				US\$ 11,384,884
Global Fund for Women	27	US\$	508,810		US\$ 508,810
Government of Austria	2	US\$	799,326		US\$ 799,326
Government of Finland	9	US\$	1,759,955	US\$ 1,306,089	US\$ 3,066,043
Government of France	6	US\$	1,221,421	US\$ 175,016	US\$ 1,396,437
Government of Germany	22	US\$	761,371		US\$ 761,371
Government of Norway	30	US\$	9,892,015		US\$ 9,892,015
Government of Sweden	114	US\$	23,934,465	US\$ 9,280,302	US\$ 33,214,767
Government of The Netherlands	179	US\$	30,504,978	US\$ 4,397,955	US\$ 34,902,932

DONOR NAME	NUMBER OF GRANTS	DIRECT GRANTS	REGRANTING	TOTAL
Government of the United Kingdom	4	US\$ 1,036,520	US\$ 4,164,591	US\$ 5,201,112
Government of the United States	N/A	US\$ 11,137,208		US\$ 11,137,208
Haas, Jr Fund, Evelyn & Walter	1	US\$ 120,000		US\$ 120,000
Heartland Alliance for Human Needs and Human Rights	40	US\$ 2,290,883	US\$ 8,000	US\$ 2,298,883
Hirschfeld-Eddy-Foundation Germany	1	US\$ 36,701		US\$ 36,701
HIV Young Leaders Fund	5	US\$ 50,000		US\$ 50,000
Hivos	130	US\$ 13,369,497		US\$ 13,369,497
Horizons Foundation	32	US\$ 618,500		US\$ 618,500
Human Rights Campaign Foundation	1	US\$ 12,000		US\$ 12,000
Jewish Community Federation of San Francisco, The Peninsula, Marin & Sonoma	1	US\$ 12,500		US\$ 12,500
Johnson Family Foundation	1	US\$ 1,000		US\$ 1,000
King Baudouin Foundation	1	US\$ 40,000		US\$ 40,000
Levi Strauss Foundation	35	US\$ 3,490,950		US\$ 3,490,950
LGBT Denmark	3	US\$ 226,139		US\$ 226,139
Liberty Hill Foundation	3	US\$ 26,800		US\$ 26,800
M.A.C. AIDS Fund -	46	US\$ 3,499,575	US\$ 605,015	US\$ 4,104,590
MacArthur Foundation, John D and Catherine T.	2	US\$ 400,000		US\$ 400,000
Mama Cash	33	US\$ 1,754,197		US\$ 1,754,197
Mandel-Rodis Fund	8	US\$ 276,000	US\$ 100,000	US\$ 376,000
Mossier Foundation, Kevin J.	5	US\$ 347,500		US\$ 347,500
MTV Staying Alive Foundation	8	US\$ 100,000		US\$ 100,000
Mukti Fund	2	US\$ 40,000		US\$ 40,000
National Association of Senior Citizens (ANBO)	2	US\$ 88,445		US\$ 88,445
Open Society Foundations	158	US\$ 10,566,025	US\$ 295,800	US\$ 10,861,825
Oranje Fonds	2	US\$ 73,006		US\$ 73,006
Our Fund	7	US\$ 15,750		US\$ 15,750
Overbrook Foundation	1	US\$ 25,000		US\$ 25,000
Oxfam Novib	6	US\$ 3,019,210		US\$ 3,019,210
Palette Fund	3	US\$ 107,500		US\$ 107,500
Pride Foundation	2	US\$ 413,808		US\$ 413,808

DONOR NAME	NUMBER OF GRANTS	DIRECT GRANTS	REGRANTING		TOTAL
Stichting Ondersteboven	2	US\$ 103,504			US\$ 103,504
Rocking Moon Foundation	2	US\$ 110,000			US\$ 110,000
San Diego Human Dignity Foundation	3	US\$ 23,000			US\$ 23,000
San Francisco Foundation	2	US\$ 10,750			US\$ 10,750
Sigrd Rausing Trust	15	US\$ 3,537,433			US\$ 3,537,433
Silicon Valley Community Foundation	2	US\$ 3,128			US\$ 3,128
Small Change Foundation	1	US\$ 15,000			US\$ 15,000
South Africa Development Fund	3	US\$ 426,796			US\$ 426,796
Stiftung EVZ	17	US\$ 780,071	US\$ 36,701		US\$ 816,772
Stonewall Community Foundation	9	US\$ 2,600	US\$ 500		US\$ 3,100
Summit Charitable Foundation, The	1	US\$ 50,000			US\$ 50,000
Tawani Foundation	1	US\$ 10,000			US\$ 10,000
The Obel Family Foundation (Den Obelske Familie Fond)	2	US\$ 1,254,372	US\$ 368,754		US\$ 1,623,126
The Other Foundation	31	US\$ 299,372			US\$ 299,372
Tides Foundation	29	US\$ 627,750			US\$ 627,750
UHAI EASHRI (East African Sexual Health and Rights Initiative)	84	US\$ 1,341,117			US\$ 1,341,117
Urgent Action Fund - Africa	12	US\$ 59,141			US\$ 59,141
Urgent Action Fund - USA	31	US\$ 152,312	US\$ 2,774		US\$ 155,086
van Ameringen Foundation, Henry	4	US\$ 50,000			US\$ 50,000
ViiV Healthcare	7	US\$ 2,031,632	US\$ 100,000		US\$ 2,131,632
Warhol Foundation for the Visual Arts, Andy	1	US\$ 100,000			US\$ 100,000
Wells Fargo	1	US\$ 1,000			US\$ 1,000
Women's Foundation of California	1	US\$ 2,000			US\$ 2,000
World Justice Project	1	US\$ 19,000			US\$ 19,000
Grand Total	1,925	US\$ 207,687,997	US\$ 34,297,641		US\$ 241,985,637

Annex: The Future of Monitoring Official Development Aid Disbursements relevant to LGBTI/SOGI through the OECD Database

The 2013-2014 Global Resources Report is based on grants data collected directly from foundations and government agencies. Here two researchers present a complementary methodology for identifying and tracking LGBTI-focused grants by searching existing databases that gather information on aid for development, such as OECD's Aid Activity database.

Felicity Daly DrPH, Executive Director, Kaleidoscope Trust, and Leonardo Arregoces MD, MSc, Research Fellow, London School of Hygiene and Tropical Medicine.

The Organisation for Economic Co-operation and Development (OECD)'s Creditor Reporting System (CRS) Aid Activity database collects information on Official Development Assistance (ODA), which enables analysis of how much and where ODA is channelled and what purposes it serves. With 2.2 million records of more than US\$ 2 trillion in disbursements between 2002-2013, the CRS database has proven to be a valuable source for resource tracking.

To test the extent to which future Global Resource Reports could benefit from using the CRS database to monitor ODA disbursements targeted to benefit LGBTI people, or focused on ending discrimination on the basis of sexual orientation and gender identity (SOGI), we implemented the resource tracking method used by the Countdown to 2015 Health Financing group¹. The complete CRS Aid Activity datasets for the years 2002-2013 were downloaded from the OECD Stat website and searches performed based on several keywords related to LGBTI issues. As some of the terms used cannot be considered exclusive to these issues, false positives were expected. Records where at least one of the keywords was found were subsequently manually reviewed and coded if they were relevant to LGBTI issues. For each keyword we calculated the proportion considered relevant for inclusion. A high proportion could be interpreted as a validation that the applied method has potential for further research to estimate the sensitivity and specificity of different keywords, that would support faster and efficient tracking of aid.

Additionally, we used the information contained in the records counted for inclusion to estimate disbursements to recipient countries for LGBTI issues.

Several keywords (e.g., the acronym LGBT and the terms lesbian and transgender) were highly accurate in identifying projects relevant to LGBTI issues, while others (e.g. stigma) were relevant in less than 1% of the cases. A total of 2,642 projects were identified through keywords, with only 1,172 (44%) considered relevant for inclusion.

Our preliminary analysis of disbursements based on this keyword search identified US\$ 429.5 million in ODA for LGBTI issues between 2002-2013, which represents a 0.02% of total ODA disbursed in that period.

This initial analysis of the records suggest an exponential growth of disbursements for LGBTI/SOGI issues over time. However, these figures are likely to be an overestimate as not all disbursements are exclusively focused on LGBTI communities. We note that the volume of funding for the HIV response, which often only incidentally benefits LGBTI communities, contributes to the overestimate and dwarfs funding for interventions to protect and advance the human rights of LGBTI people. Further research is needed to estimate the LGBTI-focused portion of projects with a wider scope. This method could be applied to search other databases that gather information about aid disbursements, such as datasets that utilize the International Aid Transparency Initiative standard.

Beyond improving future Global Resource Reports, this approach could also support advocacy for increased LGBTI-focused development aid so as to end discrimination on the basis of sexual orientation and gender identity and assure that “no one is left behind”.

¹ Arregoces L, Daly F, Pitt C, Hsu J, Martinez-Alvarez M, Greco G, Mills A, Berman P, Borghi J. Countdown to 2015: changes in official development assistance to reproductive, maternal, newborn, and child health, and assessment of progress between 2003 and 2012. *Lancet Glob Health* 2015; 3: e410-22

Methodology

The 2013-2014 Global Resource Report analyzes grant-level data for grants awarded in 2013 and 2014 to support lesbian, gay, bisexual, transgender, and intersex issues. It relies on grant awards as opposed to grant disbursements.

For multi-year commitments, the sum of the grant is counted in the year it is awarded. For example, a two-year grant for US\$ 100,000 awarded in 2013 would be credited as a US\$ 100,000 grant in 2013 as opposed to a US\$ 50,000 grant in 2013 and then another US\$ 50,000 grant in 2014 – or whatever the disbursements might be.

Our overarching research goal was to ensure that the data we collected focused specifically on LGBTI issues and organizations. Therefore, the data does not include grants to organizations or projects that are generally inclusive of LGBTI people unless they explicitly address an LGBTI issue or population. For example, a human rights organization given a grant to provide asylum services to marginalized refugees, open and welcoming of all refugees, including LGBTI people, would not have been included in the data. If that same human rights organization were funded to provide asylum services specifically supporting LGBTI refugees, it would have been included.

To maintain consistency, grantmakers were asked to provide the raw grant-level data, which in turn was coded and analyzed by a research team at Funders for LGBTI Issues.

The 2013-2014 Global Resource Report surveyed the grantmaking of more than 1,000 philanthropic entities and more than a dozen donor governments. All types of philanthropic entities were surveyed, including:

- Private foundations established by a family or individual donor;
- Public foundations set up to raise the money it then grants out, inclusive of non-governmental organizations with grantmaking programs;
- Corporate foundations of and grantmaking programs at for-profit organizations; as well as Anonymous donors.

Information was obtained predominantly through self-reporting, and was supplemented by a review of US IRS form 990s and annual reports where available. All government grantmaking was self-reported.

This report includes all information received as of June 10, 2016.

We have included all re-granting dollars in charts that rank individual grantmakers and the appendix to accurately show the overall level of LGBTQ funding provided by each grantmaker, regardless of whether those dollars are provided in the form of direct grants or through an intermediary that then re-grants those dollars to other organizations and individuals. As a result, the charts that rank grantmakers and the appendix "double-count" re-granting when aggregated. However, for all other tabulations and charts, we have not included dollars awarded for the purpose of re-granting, so as to avoid double counting.

About Funders For LGBTQ Issues



FUNDERS FOR
LGBTQ
ISSUES

MISSION

Funders for LGBTQ Issues works to increase the scale and impact of philanthropic resources aimed at enhancing the wellbeing of lesbian, gay, bisexual, transgender and queer communities, promoting equity, and advancing racial, economic and gender justice.

WHO WE ARE

Funders for LGBTQ Issues is a network of more than 70 foundations, corporations, and funding institutions that collectively award more than US\$ 1 billion annually, including more than US\$100 million specifically devoted to LGBTQ issues.

WHAT WE DO

Research & Communications

Funders for LGBTQ issues has a long history of reporting on LGBTQ grantmaking by both U.S. foundations and international institutions. We produce an annual tracking report and other special reports to monitor the character of LGBTQ funding in order to identify trends, gaps, and opportunities. Our reports on domestic and global LGBTQ funding are considered the field's most reliable and useful source of data on resource flows to LGBTQ communities. Many of our reports have been cited by academic journals, think tanks, non-governmental organizations, government agencies, newspapers, blogs, and other media.

Outreach & Support Services

Funders for LGBTQ Issues conducts individualized outreach and engagement of funders not currently funding LGBTQ issues to demonstrate how LGBTQ issues intersect with a range of grantmaking priorities. We connect with allies in foundations not yet funding LGBTQ issues and work with them to build institutions that are more inclusive and responsive to LGBTQ communities.

Convening & Collective Action

Funders for LGBTQ Issues regularly convenes grantmakers committed to LGBTQ issues so that they may connect with one another, learn from each other, coordinate their efforts, and maximize their impact. We host working groups and initiatives on specific topics to help funders shape funding strategies and leverage opportunities for new philanthropic partnerships. Through participation in other philanthropic conferences and partnerships with other funder networks, we also broaden our reach and ensure LGBTQ voices are present in vital funding conversations.

BOARD OF DIRECTORS

Rebecca Fox, Chair

Program Officer, Wellspring Advisors

Surina Khan, Vice Chair

CEO, Women's Foundation of California

Kristine Stallone, Treasurer

Vice President for Finance and Administration,
American Jewish World Service

Beatriz "Bia" Vieira, Secretary

Philanthropic Consultant

Rohit Burman

Executive Director, Global Philanthropy and Corporate Citizenship,
Estée Lauder Companies

Alfredo Cruz

Director of Programs, Foundation for Louisiana

Gabriel Foster

Co-Founder and Director, Trans Justice Funding Project

Matthew "Matty" Hart

Coordinator, Global Philanthropy Project & Trustee,
Calamus Foundation (DE)

Cindy Rizzo

Senior Advisor, Evaluation & Strategy,
Arcus Foundation

Mitchell Singer

Director, Rockefeller Philanthropy Advisors

Rye Young

Executive Director, Third Wave Fund

STAFF

Ben Francisco Maulbeck

President

Lyle Matthew Kan

Director of Research & Communications

Marvin Webb

Director of Finance & Administration

Kristina Wertz

Director of Engagement

Rebecca Wisotsky

Director of Philanthropic Outreach

Chantelle Fisher-Borne

Project Director, Out in the South Fund

Naa Hammond

Research & Communications Associate

LEARN MORE AND EXPLORE ADDITIONAL
RESOURCES FOR LGBTQ GRANTMAKERS AT:

WWW.LGBTFUNDERS.ORG

FOLLOW US ON SOCIAL MEDIA:

[TWITTER: @LGBTFUNDERS](https://twitter.com/LGBTFUNDERS)

[FACEBOOK: /LGBTQFUNDERS](https://www.facebook.com/LGBTQFUNDERS)

Funders for LGBTQ Issues

104 West 29th Street, 4th Floor

New York, NY 10009

+1 (212) 475-2930



About Global Philanthropy Project (GPP)



MISSION

Global Philanthropy Project (GPP) is a collaboration of funders and philanthropic advisors working to expand global philanthropic support to advance the human rights of lesbian, gay, bisexual, transgender, and intersex (LGBTI) people in the Global South and East.

WHO WE ARE

Established in 2009, GPP's 16 member organizations include many of the leading global funders and philanthropic advisors for LGBTI rights. As the first international cohort of LGBTI funders, GPP is internationally recognized as the primary thought leader and go-to partner for donor coordination around global LGBTI work.

OUR GOALS

Cultivate and deepen the knowledge, skills and capacity of GPP members and other funders in support of global LGBTI issues.

Increase the amount and influence the type of private and public foundation funding dedicated to global LGBTI issues.

Increase the amount and influence the type of multilateral and bilateral aid and development funding dedicated to global LGBTI issues.

Increase the amount and influence the type of philanthropic giving from individual donors dedicated to global LGBTI issues.

Increase the amount and influence the type of philanthropic giving from corporations dedicated to global LGBTI issues.

Build a dynamic, responsive, and effective structure enabling the GPP network.

EXECUTIVE COMMITTEE

J. Bob Alotta, Co-Chair

Executive Director, Astraea Lesbian Foundation for Justice

Adrian Coman, Co-Chair

Program Director, International Human Rights Arcus Foundation

Maxim Anmeghichean

Program Officer, Open Society Human Rights Initiative Open Society Foundations

Shalini Eddens

Director of Programs, Urgent Action Fund for Women's Human Rights,

Dave Scamell

Associate Director, Sexual Health and Rights American Jewish World Service

STAFF

Matthew Hart

Coordinator mhart@globalphilanthropyproject.org

Ezra Berkley Nepon

Associate enepon@globalphilanthropyproject.org

TO LEARN MORE VISIT US ON THE WEB AT:

WWW.GLOBALPHILANTHROPYPROJECT.ORG

FOLLOW US ON TWITTER:

[@GPP_UPDATES](https://twitter.com/GPP_UPDATES)



Global Philanthropy Project

C/O Astraea Lesbian Foundation for Justice

116 East 16th Street, 7th Floor

New York, NY 10003

Acknowledgements

THANK YOU

The 2013-2014 Global Resources Report was a truly collaborative effort that would not have been possible without the dedicated members of both Funders for LGBTQ Issues and Global Philanthropy Project. We're particularly grateful to **Addison Smith** who, through countless hours of consultation, helped make this report a reality. We'd like to thank each of the foundations, government agencies, and other grantmakers who shared their data with us and trusted us to produce a useful tool for the field. This includes our friends at Funders Concerned About AIDS who graciously shared data. We'd also like to acknowledge the following list of individuals for reading an early draft of the report and providing invaluable feedback: **J. Bob Alotta, Ise Bosch, Mark Bromley, Namita Chad, Adrian Coman, Julie Dorf, Shalini Eddens, Somjen Frazer, Michael Guest, Sarah Gunther, Michael Heflin, Erin Howe, Allison Jernow, Happy Kinyili, Mutisya Leonard, Kerry-Jo Lyn, Mukami Marete, Wanja Muguongo, Lia Parifax, Cindy Rizzo, Dave Scamell, Nadia van der Linde, and Luis Vivaldi.** Thank you everyone for making this the best possible report with your insights and recommendations.

REPORT CREDITS

Authors:

Naa Hammond, Lyle Matthew Kan, and Ben Francisco Maulbeck

Project Directors:

Matthew Hart and Ben Francisco Maulbeck

Copy Editors:

Matthew Hart, Ezra Nepon, Marvin Webb, and Rebecca Wisotsky

Creative Director:

Lyle Matthew Kan

Designer:

Giulia Parri, Maqué Studio

Finishing Designer:

Trevor Messersmith, 80east Design

Government and Foundation Liaison

Matthew Hart

Lead Researcher:

Naa Hammond

Researchers:

Naa Hammond, Lyle Matthew Kan, and Ben Francisco Maulbeck

Global Communications and Logistics Coordinator:

Ezra Nepon

© June 2016, FUNDERS FOR LGBTQ ISSUES & GLOBAL PHILANTHROPY PROJECT. Permission is granted to reproduce this document in part or in its entirety, provided that Funders for LGBTQ Issues and Global Philanthropy Project are cited as the source for all reproduced material.

