

2013 TRACKING REPORT

Lesbian, Gay, Bisexual, Transgender and Queer Grantmaking by U.S. Foundations

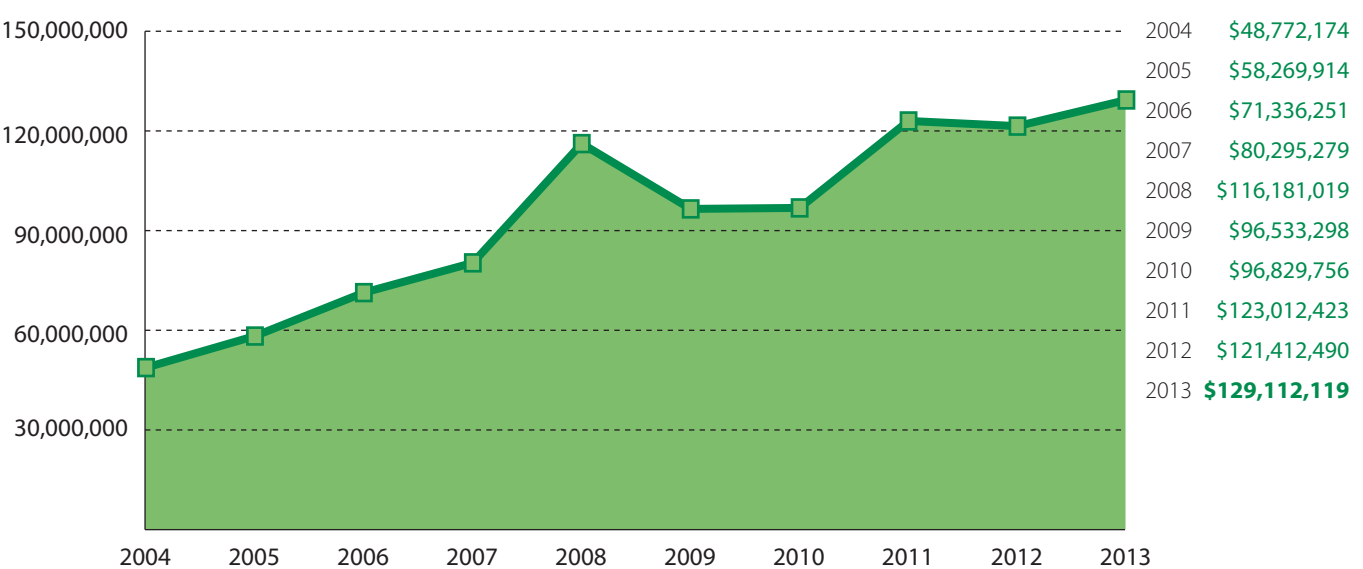
GENERAL OVERVIEW

Lesbian, Gay, Bisexual, Transgender and Queer Grantmaking by US Foundations in 2013 at a glance:



Total Annual LGBTQ Grant Dollars, 2004-2013

Foundation funding for LGBTQ issues reached a record high of \$129.1 million in 2013. This represents a 6.3 percent increase from 2012. Since the entire philanthropic sector is estimated to have grown approximately 5.6 percent from 2012 to 2013, LGBTQ philanthropy is growing at a slightly faster clip.

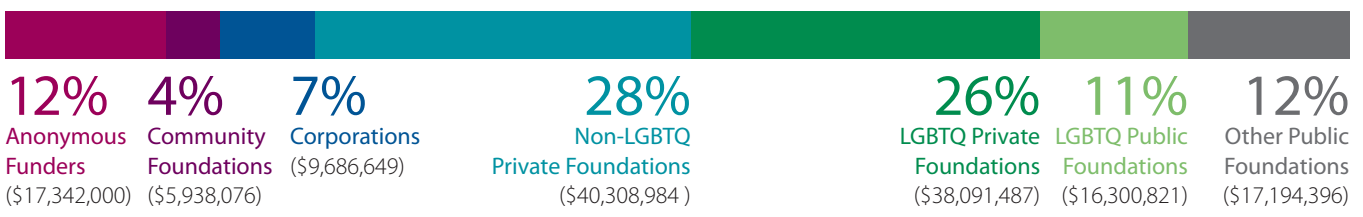


Despite significant gains, as in recent years, for every 100 dollars awarded by U.S. foundations only 24 cents goes to LGBTQ issues.



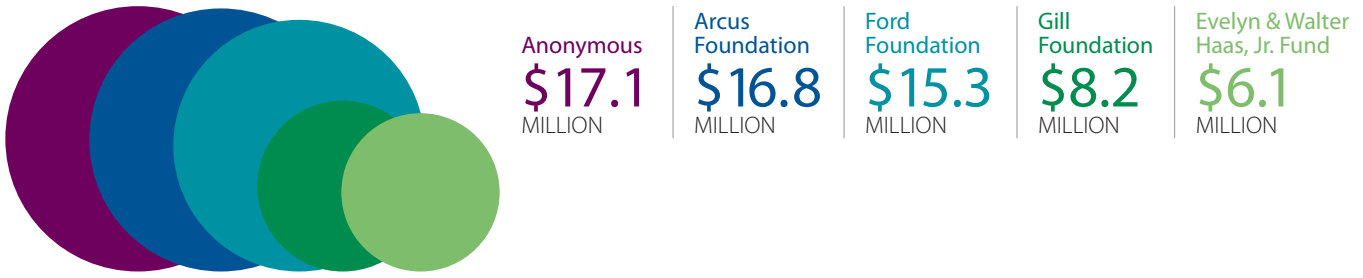
Sources of LGBTQ Funding

As in prior years, private foundations provided the largest share of dollars — \$78.4 million, or 54 percent. Approximately 40 percent of 2013 dollars (\$51.7 million) for LGBTQ issues were driven by LGBTQ donors themselves, either through private foundations established by LGBTQ donors or public funders dedicated to LGBTQ communities.



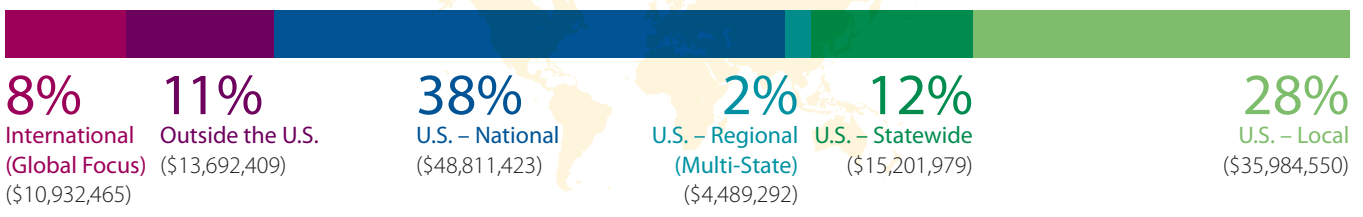
Top Funders

The top 5 funders of LGBTQ issues provided \$62.4 million in grants, or 48 percent of the year's total.



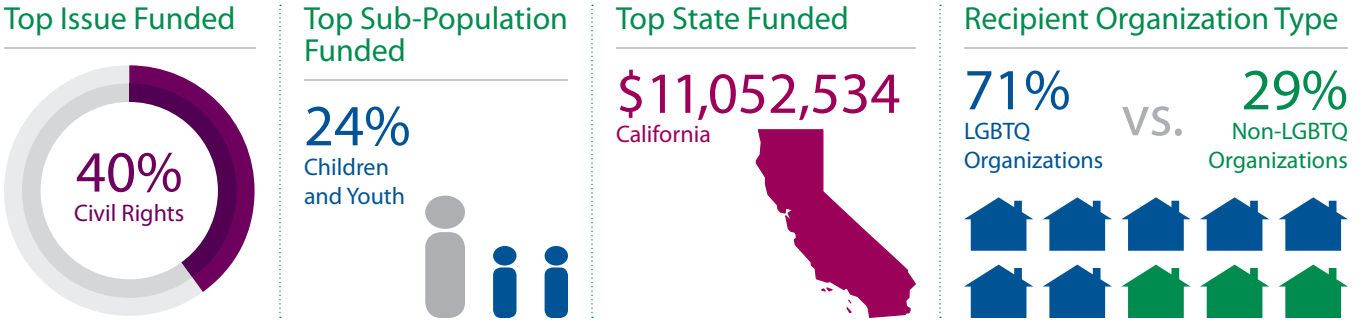
Geographic Focus

In 2013, over 80 percent of funding focused on domestic LGBTQ communities, of which, the majority supported work at the national level.



DOMESTIC HIGHLIGHTS

In 2013, funding for LGBTQ issues in the United States reached a record high of nearly \$105 million.



INTERNATIONAL HIGHLIGHTS

Of international funding, 35 percent went to organizations based in the U.S.

