



THE NEED

LGBT PERCENTAGES OF VARIOUS POPULATIONS ¹

LGBTQ people—especially LGBTQ people of color and trans people—are disproportionately represented in the criminal justice system.

Biased policing and aggressive sentencing make LGBTQ people more likely to face time in prison, where they often face poor treatment and abuse.



LBT AND GENDER NONCONFORMING GIRLS IN THE CRIMINAL JUSTICE SYSTEM ²



LBT and gender nonconforming girls account for up to 40 percent of girls in the criminal justice system.

AVERAGE PRISON SENTENCE ³



On average, the sentence given LGBTQ individuals is more than 3 times that given straight counterparts.

ASSAULT AGAINST TRANS PRISONERS ⁴

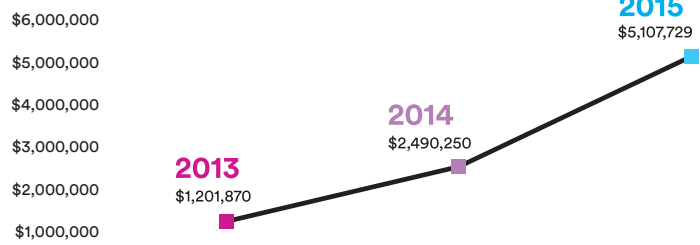


More than 70 percent of LGBTQ prisoners report some sort of harassment from fellow prisoners or guards.

THE FUNDING⁵

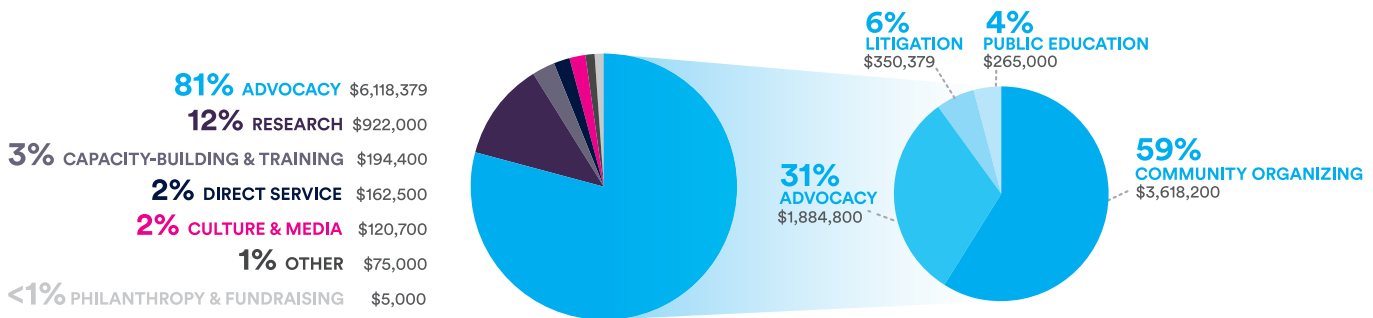
Although more resources are needed, funding addressing LGBTQ criminalization and criminal justice reform in the United States is growing.

LGBTQ CRIMINALIZATION AND CRIMINAL JUSTICE REFORM FUNDING (2013-2015)



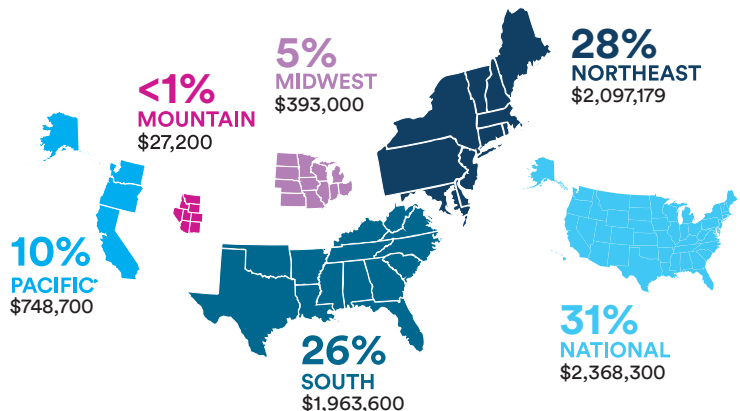
Over the two-year period of 2014 and 2015, **the majority of the funding was focused on advocacy.**

LGBTQ CRIMINALIZATION AND CRIMINAL JUSTICE REFORM FUNDING, BY STRATEGY FUNDED (2014-2015)



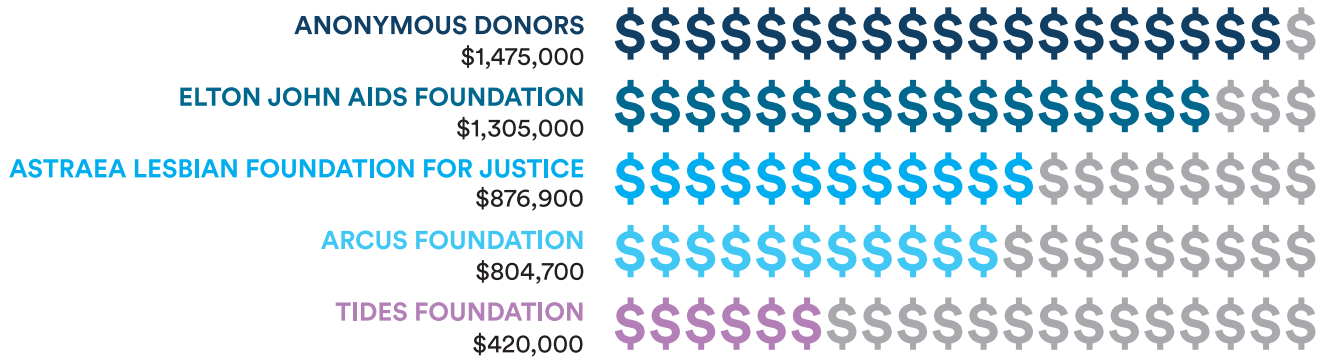
Over the two-year period of 2014 and 2015, **the majority of local and statewide funding addressing LGBTQ criminalization and criminal justice reform went to the Northeast and the South.**

LGBTQ CRIMINALIZATION AND CRIMINAL JUSTICE REFORM FUNDING, BY REGIONAL FOCUS (2014-2015)



The top five funders account for nearly two-thirds of all LGBTQ criminalization and criminal justice reform funding.

TOP FIVE FUNDERS FOR LGBTQ CRIMINALIZATION AND CRIMINAL JUSTICE REFORM (2014-2015)



ASSETS



NATIONAL ADVOCACY AND RESEARCH

At the national level, a number of LGBTQ leaders and organizations are advocating to address the criminalization of LGBTQ people and people living with HIV/AIDS. Several of these organizations collaborate through a National Criminal Justice Working Group, which has developed *A Roadmap for Change: Federal Policy Recommendations for Addressing the Criminalization of LGBTQ People and People Living with HIV*. The Roadmap draws on extensive ongoing participatory research on the disproportionate impact of all aspects of the criminal justice system on LGBTQ people.



INTERSECTIONAL ORGANIZING LED BY LGBTQ IMMIGRANTS AND PEOPLE OF COLOR

LGBTQ leaders have been instrumental in the movements for Black Lives Matter, immigrant rights, police accountability, and racial justice. There is ample opportunity to support these LGBTQ leaders, as well as allied advocacy organizations taking steps to meaningfully include LGBTQ organizations in their criminal justice reform efforts.



GRASSROOTS ORGANIZING AT THE LOCAL LEVEL

In cities from Boston to New Orleans, several dozen grassroots LGBTQ groups are mobilizing to end discriminatory policing and incarceration of LGBTQ people, especially trans people, young people, and LGBTQ people of color. Many of these groups are members of the Get Yr Rights Network focused on empowering LGBTQ youth. Most of these groups have small budgets, but with increased funding have great potential to grow their capacity and impact.



SUPPORT, SERVICES, AND COMMUNITY-BUILDING

Around the country, several organizations are providing services and support to address the unique needs of LGBTQ people who are currently or formerly incarcerated. By supporting the leadership of LGBTQ people who have been directly affected by the criminal justice system, funders can help build culturally competent programs rooted in the experiences of LGBTQ people.

REFERENCES:
1 & 2 — Unjust: How the Broken Criminal Justice System Fails LGBTQ People (February 2016) Denver, CO: The Movement Advancement Project. <http://www.lgbtmap.org/file/lgbt-criminal-justice.pdf>
3 — Coming Out of Concrete Closets: A Report On Black & Pink's National LGBTQ Prisoner Survey (October 2015) Dorchester, MA: Black & Pink. <http://www.blackandpink.org/wp-content/uploads/Coming-Out-of-Concrete-Closets-Black-and-Pink-October-21-2015.pdf>
4 — The Report of the 2015 U.S. Transgender Survey (December 2016) Washington, DC: National Center for Transgender Equality. <http://www.transequality.org/sites/default/files/docs/usts/USTS%20Full%20Report%20-%20FINAL%201.6.17.pdf>
5 — All statistics on LGBTQ funding draw on the Funders for LGBTQ Issues database of foundation grants for LGBTQ issues, which is used to generate the organization's annual tracking reports and other research. <https://www.lgbtfunders.org>



104 WEST 29TH STREET, 4TH FLOOR
NEW YORK, NY 10001
PH: 212-475-2930 | FAX: 212-475-2532

WWW.LGBTFUNDERS.ORG
WWW.FACEBOOK.COM/LGBTQFUNDERS
TWITTER: @LGBTFUNDERS