

THE STATE OF LGBTQ PHILANTHROPY IN THE NORTHWEST

FOUNDATION FUNDING FOR NORTHWESTERN LGBTQ COMMUNITIES

(For the purposes of this infographic, the Northwest is defined as Alaska, Idaho, Montana, Oregon, Washington, and Wyoming.)

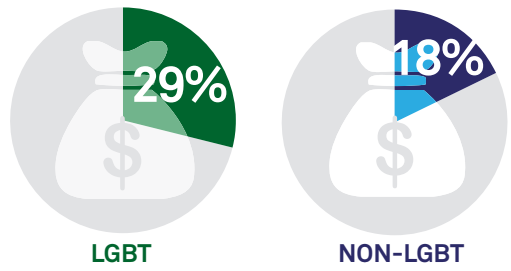
THE NEED*

There are more than half a million LGBT adults living in the Northwest, spread out across all six states.



3 in 10 of those LGBT adults are raising children.¹

PERCENTAGE OF NORTHWESTERNERS EARNING LESS THAN \$24,000 A YEAR¹



LGBT people in the Northwest are disproportionately poor.

LGBT people in the Northwest lack important legal protections, as **four of the six states** have no legislation to explicitly protect LGBT people from discrimination in employment and housing.²



LGBT people in the Northwest also face alarming health disparities. In the state of Washington, lesbian, gay, and bisexual youth were **2.5 times as likely to seriously consider suicide** as their straight counterparts.³

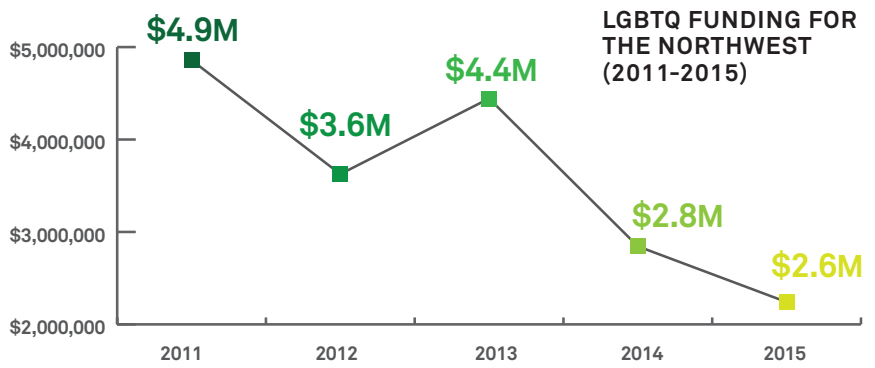


For more information about demographics in the region, see the Williams Institute's LGBTStats at williamsinstitute.law.ucla.edu/lgbtstats/. For more information on the LGBTQ equality issues in the Northwest states, see the Movement Advancement Project at lgbtmap.org.

*NOTE: Due to insufficient data, these figures do not factor in Wyoming's LGBTQ population.

THE FUNDING⁴

Over the past five years, funding for LGBTQ communities in the Northwest has declined, largely due to a decrease in funding for marriage equality and civil rights.



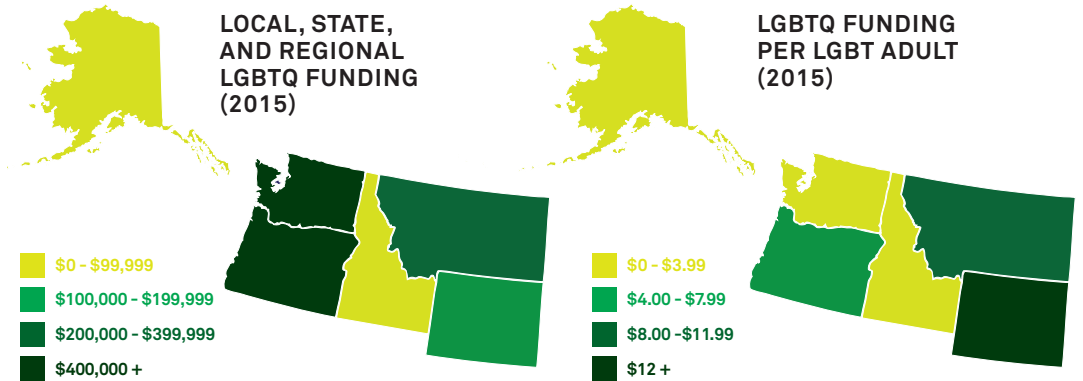
Over the two-year period of 2014 and 2015, the region received nearly \$5.5 million in funding from 38 funders. The top 10 funders provided approximately 75 percent of the funding.



Pride Foundation	\$1,284,371 (23%)	Meyer Memorial Trust	\$268,940 (5%)
Greater Seattle Business Association	\$720,000 (13%)	Susan G. Komen Foundation	\$225,864 (4%)
Proteus Fund - Civil Marriage Collaborative	\$601,000 (11%)	Social Justice Fund Northwest	\$148,606 (3%)
Tides Foundation	\$407,700 (7%)	Oregon Community Foundation	\$114,659 (2%)
Equity Foundation†	\$290,639 (5%)	McKenzie River Gathering	\$107,700 (2%)

(NOTE: Multiple anonymous donors awarded \$450,000. If they were included on this list as one funder, they would rank as the number 4 funder and account for 9 percent of all funding to the region.)
†NOTE: Equity Foundation merged with Pride Foundation in 2016.

Funding is currently unevenly spread across the region – **only Oregon and Washington received more than \$1 million in funding in 2015.**



LGBTQ FUNDING BY ISSUE ADDRESSED (2014-2015)



LGBTQ FUNDING BY STRATEGY FUNDED (2014-2015)



© MARCH 2017, FUNDERS FOR LGBTQ ISSUES

Infographic Curator: Lyle Matthew Kan
Infographic Designer: Trevor Messersmith - 80east Design

REFERENCES:

1. *Same-sex Couple and LGBT Demographic Data Interactive*. (May 2016). Los Angeles, CA: The Williams Institute, UCLA School of Law. <https://williamsinstitute.law.ucla.edu/lgbtstats/>
2. *Equality Maps*. (Updated March 2017). Denver, CO: The Movement Advancement Project. <http://www.lgbtmap.org/equality-maps>
3. *Lesbian, Gay, Bisexual (LGB) Chronic Disease Profile*. Olympia, WA: Washington State Department of Health. <http://www.doh.wa.gov/Portals/1/Documents/Pubs/345-334-LGBT.pdf>
4. All statistics on LGBTQ funding draw on the Funders for LGBTQ Issues database of foundation grants for LGBTQ issues, which is used to generate the organization's annual tracking reports and other research. <https://www.lgbtfunders.org>



FUNDERS FOR
LGBTQ
ISSUES

104 WEST 29TH STREET, 4TH FLOOR
NEW YORK, NY 10001
PH: 212-475-2930 | FAX: 212-475-2532

WWW.LGBTFUNDERS.ORG
WWW.FACEBOOK.COM/LGBTFUNDERS
TWITTER: @LGBTFUNDERS