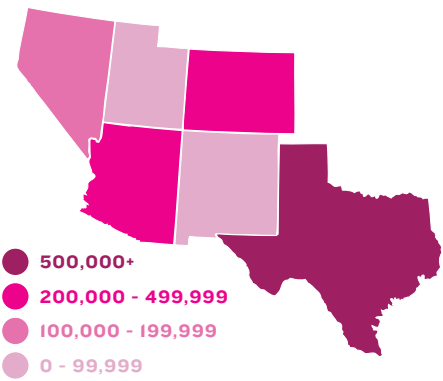


THE STATE OF LGBTQ PHILANTHROPY IN THE SOUTHWEST

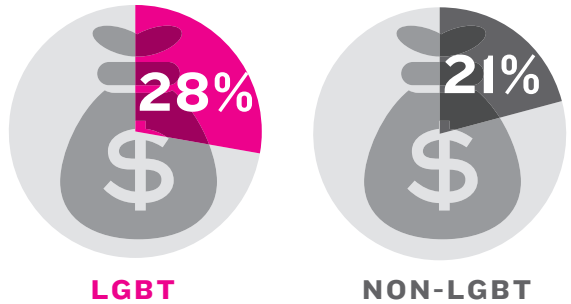
NOTE: For the purpose of this infographic, the Southwest is defined as Arizona, Colorado, New Mexico, Nevada, Texas, and Utah.

THE NEED

There are more than 1.6 million LGBT adults living across the Southwest.¹



PERCENTAGE OF ARIZONANS EARNING LESS THAN \$24,000²

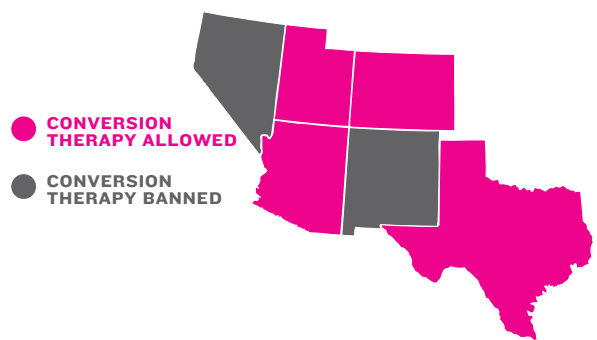


Across the region, LGBTQ people report **much higher** levels of unemployment and poverty.



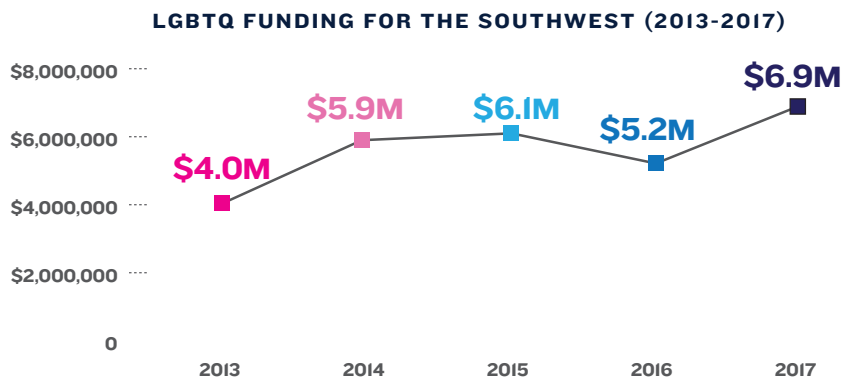
They also face alarming health disparities and report negative experiences in accessing healthcare. **More than 4 in 10 transgender people in New Mexico report being refused treatment, verbally harassed, physically or sexually assaulted, or having to teach the provider about transgender people in order to get appropriate care.**³

They also continue to lack important legal protections. For example, **conversion therapy for LGBTQ minors is legal in all but two Southwestern states.**⁴



THE FUNDING⁵

Over the last five years funding for LGBTQ issues in the Southwest has **fluctuated between \$4 million and nearly \$7 million**, reaching a high in 2017.



However, the funding is top-heavy. **The top ten funders over the two-year period of 2016 to 2017 accounted for 69 percent of the LGBTQ funding for the Southwest.**

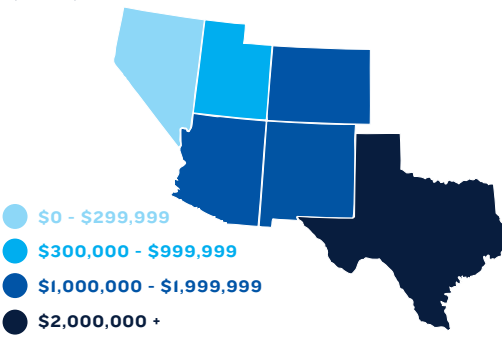
TOP 10 FUNDERS OF LGBTQ ISSUES IN THE SOUTHWEST, 2016-2017



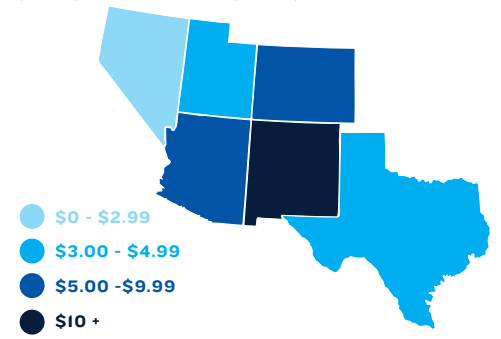
Gill Foundation	\$2,835,133 (23%)	Borealis Philanthropy	\$513,250 (4%)
Black Tie Dinner	\$1,209,406 (10%)	Arcus Foundation	\$508,000 (4%)
Arizona Community Foundation	\$879,726 (7%)	Elton John AIDS Foundation	\$495,000 (4%)
B.W. Bastian Foundation	\$651,820 (5%)	Proteus Fund	\$400,000 (3%)
Tides Foundation	\$553,850 (5%)	United Way of Metropolitan Dallas	\$360,000 (3%)

Moreover, funding is unevenly distributed over the Southwest. **In 2017, four out of the six states receive more than \$1 million in funding.** Texas received more funding than any other state, but New Mexico received more grant dollars per LGBTQ adult (GDQ) than any other state.

LGBTQ FUNDING, BY STATE (2017)



GRANT DOLLARS PER LGBTQ ADULT (GDQ), BY STATE (2017)



As in other regions of the country, across the Southwest, **civil rights is the most funded issue area, and advocacy is the most funded strategy.**

LGBTQ FUNDING BY ISSUE ADDRESSED (2016-2017)



LGBTQ FUNDING BY STRATEGY FUNDED (2016-2017)



© MARCH 2019, FUNDERS FOR LGBTQ ISSUES

INFOGRAPHIC CURATOR: Lyle Matthew Kan
INFOGRAPHIC DESIGNER: Trevor Messersmith - 80east Design

REFERENCES:

1. Equality Maps: LGBT Populations. (Updated March 2019). Denver, CO: The Movement Advancement Project. www.lgbtmap.org/equality-maps/lgbt_populations
2. Same-sex Couples and LGBT Demographic Data Interactive. (January 2019). Los Angeles, CA: The Williams Institute, UCLA School of Law. www.williamsinstitute.law.ucla.edu/lgbtstats/
3. 2015 U.S. Transgender Survey: New Mexico State Report. (October 2017). Washington, DC: National Center for Transgender Equality. www.ustranssurvey.org/reports#state
4. Equality Maps: Conversion Therapy Laws. (Updated March 2019). Denver, CO: The Movement Advancement Project. www.lgbtmap.org/equality-maps/conversion_therapy
5. All statistics on LGBTQ funding draw on the Funders for LGBTQ Issues database of foundation grants for LGBTQ issues, which is used to generate the organization's annual tracking reports and other research. www.lgbtfunders.org



45 WEST 36TH STREET | 8TH FLOOR
NEW YORK, NY 10018

PHONE: 212-475-2930 | FAX: 212-475-2532
info@lgbtfunders.org | www.lgbtfunders.org

www.facebook.com/lgbtqfunders | TWITTER: @lgbtfunders